


Ball Check Valves

In-line non return valve to stop fluids flowing back through the system. As a foot valve at a pump inlet.



Reliable



Resistant



Ultimate durability

/ Benefits & Features

- Saves operation costs
 - The check valve is designed for free flow of water with minimal head loss
 - Made from PP corrosive-resistant composite materials
- Saves labor costs and multiple investments in maintenance
 - The valve is made from composite materials to withstand highly abrasive conditions and to ensure long-term service also in corrosive liquid environments
 - Light weight

/ Specifications & Recommendations

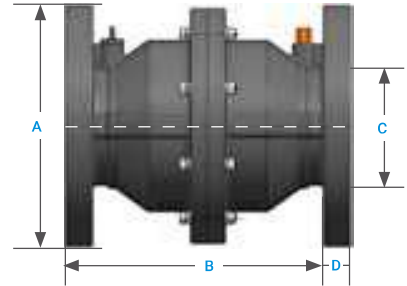
- Spring loaded ball check valve
- Flow with minimal head loss
- Slow operation pavement water hammer
- Operational up to 6bar
- Minimum return pressure: 0.1bar (to keep the valve closed)
- Horizontal or vertical installation
- Universal flanges, fits ISO, ANSI, BS10 standards

→ Packaging Data

Model	Quantity P/Box (unit)	Box Sizes (cm x cm x cm)	Box Weight (kg)	Boxes P/Pallet
2"	8	62.0 x 31.5 x 18.0	8.9	15
2½"	4	43.6 x 43.6 x 26.0	8.2	16
3"			9.1	

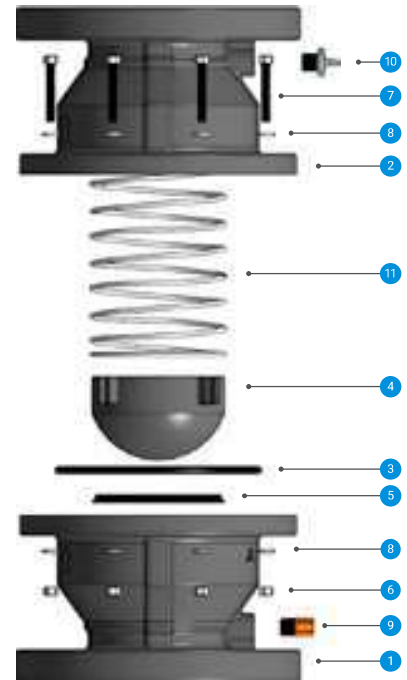
→ Technical Dimensions

Nom Size	Nominal Diameter (mm)	A (mm)	B (mm)	C (mm)	D (mm)
2"	50	150	164	50	18.5
2½"	65	188	235	65	20.5
3"	80	205	237	82	24.0

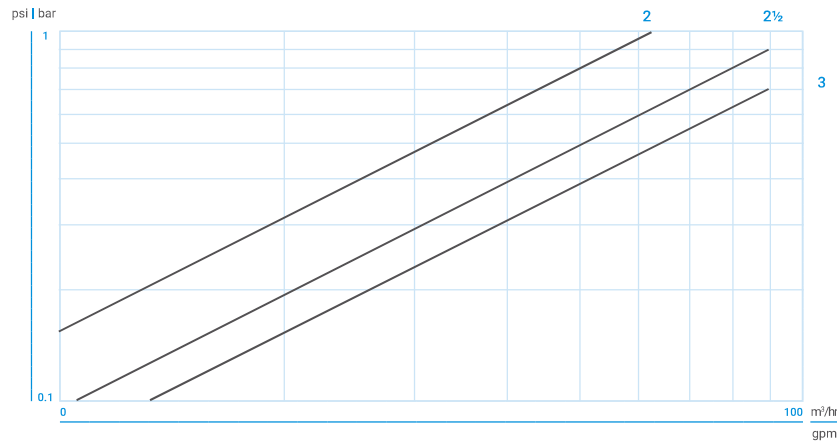


→ Material Specification

#	Part Name	Material	Qty.
1	Body (inlet)	PPGF	1
2	Body (outlet)	PPGF	1
3	Body o-ring	NBR	1
4	Ball	ABS	1
5	Ball seal	NBR	1
6	Nut	SS	8
7	Bolt	SS	8
8	Washer	SS	16
9	Vaccum breaker	BRASS	1
10	Plug	PPGF	1
11	Spring	SS	1



→ Head Loss



→ Catalog Numbers

Product Illustration	Product Description	Catalog Number
	NMV PP BALL CHECK VALVE 2"	77454-000200
	NMV PP BALL CHECK VALVE 2½"	77454-000221
	NMV PP BALL CHECK VALVE 3"	77454-000222