



Precision
Agriculture



Superior
irrigation
protection

Filtration

2025 v5.0

/ Product Catalog



Content

About Netafim™	4
----------------------	---

Filtration Intro	6
------------------------	---

→ Media Filters

SandStorm™ Double chamber, metal media filter	13
---	----

SandStorm™ Single chamber, metal media filter	16
---	----

SandStorm™ NC Single chamber, non-corrosive media filter	19
--	----

Media Filters Description Guide	22
---------------------------------------	----

→ Disc Filters

AlphaDisc™ Disc filters	24
-------------------------------	----

SpinKlin™ 2" Disc filters	29
---------------------------------	----

SpinKlin™ 3" Disc filters	31
---------------------------------	----

SpinKlin™ Apollo 3" Angled disc filters	33
---	----

SpinKlin™ Apollo 4" Twin disc filters	35
---	----

Manual Disc Filters	38
---------------------------	----

Manual Disc Filters ¾", 1", 1½"	39
---------------------------------------	----

Manual Disc Filters Dual 2", Twin 3"	40
--	----

Manual Disc Filters Dual Lite 2", Twin Lite 3"	41
--	----

Manual Disc Filters Leader 2" and 3"	42
--	----

Super Angle 3" and 4" Angled, manual disc filters	43
---	----

Super Leader 4" and 6" Twin manual disc filters	45
---	----

→ Screen Filters

ScreenGuard™ Automatic, metal screen filter	48
---	----

ScreenGuard™ Semi-automatic, in line, metal screen filter	52
---	----

ScreenGuard™ Semi-automatic, on line, metal screen filter	55
---	----

ScreenGuard™ Manual, in line, metal screen filter	58
---	----

ScreenGuard™ Manual, on line, metal screen filter	61
---	----

ScreenGuard™ Circulating, metal screen filters	64
--	----

ScreenGuard™ Semi-automatic, in line, polymer screen filter	69
---	----

ScreenGuard™ Manual, polymer screen filters	72
---	----

ScreenGuard™ Manual, polymer mini screen filters	75
--	----

ScreenGuard™ Pre-pump strainer (PPS)	78
--	----

→ CentriForce™ Sand Separator

CentriForce™ Sand separators	82
------------------------------------	----

FilterConfig	87
--------------------	----

Products appearing in this catalog may be covered by one or more of the following U.S. Patent Nos. 7644735, 7410108 and other U.S. patents pending or corresponding issued or pending foreign patents. All rights are reserved. You are specifically prohibited and not allowed to reproduce, copy, duplicate, manufacture, supply, sell, hire, distribute or adapt all or any part of this publication including any packaging. Netafim™, are trademarks of Netafim™ Ltd., registered in the U.S. and other countries. We endeavor to provide accurate, quality and detailed information. However we cannot accept liability for your reliance on the provided information and you are advised to independently seek professional advice from Netafim™ and/or its authorized representatives. There is no undertaking by us that the provided information or any part thereof is accurate, complete or up to date. Mention of third-party products is for informational purposes only and constitutes neither an endorsement nor a recommendation. Netafim™ assumes no responsibility with regard to the performance or use of these products. In no event shall Netafim™ be liable for any indirect, incidental, special or consequential damages.



About Netafim™

Netafim™, Orbia's Precision Agriculture business, is the world's largest irrigation company and the global leader in precision agriculture solutions committed to fight scarcity of food, water and land, for a sustainable future.

Founded in 1965, Netafim™ pioneered the drip revolution, creating a paradigm shift toward precision irrigation. Today, specializing in end-to-end solutions from the water source to the root zone, Netafim™ delivers irrigation and greenhouse projects, as well as landscape and mining solutions supported by engineering, project management and financing services. Netafim™ is also leading the way in digital farming, integrating real-time monitoring, analysis and automated control into one state-of-the-art system.

With 33 subsidiaries, 19 manufacturing plants, 2 recycling plants and 5000 employees worldwide, Netafim™ delivers innovative, tailor-made irrigation and fertigation solutions to millions of farmers, allowing smallholders to large-scale agricultural producers, in over 110 countries, to grow more with less™.

See how Netafim's solutions are driving sustainable agriculture and a food secure future at www.netafim.com

About Orbia

Orbia is a company driven by a shared purpose: to advance life around the world. Orbia operates in the Polymer Solutions (Vestolit and Alphagary), Building and Infrastructure (Wavin), Precision Agriculture (Netafim™), Connectivity Solutions (Dura-Line) and Fluorinated Solutions (Koura) sectors.

The five Orbia business groups have a collective focus on expanding access to health and wellness, reinventing the future of cities and homes, ensuring food and water security, connecting communities to information and accelerating a circular economy with basic and advanced materials, specialty products and innovative solutions. Orbia has commercial activities in more than 110 countries and operations in over 50, with global headquarters in Boston, Mexico City, Amsterdam and Tel Aviv.

To learn more, visit: www.orbia.com



/ Filtration intro

Filtration is critical in any drip irrigation system. Effective filtration is essential for proper irrigation system operation and long-term performance, as it prevents the irrigation water from clogging the drippers.

Water quality

The concept “water quality” relates to the variety and concentration of the dissolved and suspended components in the water.

Water requirements for drip irrigation

The quality of water for irrigation relates to the parameters required to maintain the crop’s health and the integrity of the irrigation system. Every type of pressurized irrigation system requires attention to the water quality to avoid clogging of the irrigation components in order to enable orderly long-term irrigation according to the irrigation program.

Water quality will dictate filtration requirements, chemical injection requirements, and management of the irrigation systems to prevent dripper clogging.

Causes of dripper clogging in systems may be chemical (precipitates or scale), physical (grit or particulates such as sand and sediment) or biological (such as algae or bacteria).

The water’s chemical characteristics are influenced by the variety and concentration of the substances dissolved in it. These dissolved substances include ions of dissolved salts such as chloride, sodium and nutrients (nitrogen, phosphorous, potassium and others). Calcium and magnesium influence the hardness of the water, iron and manganese are liable to be found either dissolved or as a residue, along with other dissolved organic compounds and even poisonous substances.

The biological characteristics of the water quality include a variety of living organisms such as micro-organisms, including bacteria, viruses, single celled entities, algae and zooplankton, which develop in open water along with creatures developing within the water transport system itself.

The water quality is expressed by the physical conditions and the variety and concentration of its constituents.

The quality of the water is determined by a wide variety of parameters (measured or calculated) affecting the crop, the soil and the irrigation system. Some of them are listed below:

- | | | |
|--|---|------------------------------------|
| ✓ EC (electrical conductivity) | ✓ Cl (chloride) | ✓ Turbidity |
| ✓ pH (level of acidity or alkalinity) | ✓ SO ₄ (sulfate) | ✓ Algae and Chlorophyll |
| ✓ Ca (calcium - hardness of the water) | ✓ PO ₄ (phosphate) | ✓ Zooplankton |
| ✓ Mg (magnesium) | ✓ N-NH ₄ (nitrogen-ammonium) | ✓ BOD (biochemical oxygen demand*) |
| ✓ Na (sodium) | ✓ N-NO ₃ (nitrogen-nitrate) | ✓ COD (chemical oxygen demand*) |
| ✓ K (potassium) | ✓ B (boron) | ✓ VSS (volatile suspended solids) |
| ✓ HCO ₃ (bicarbonate) | ✓ Fe (iron) | |
| ✓ CO ₃ (carbonate) | ✓ Mn (manganese) | |
| ✓ Alk (alkalinity) | ✓ TSS (total suspended solids) | |
| | ✓ TDS (totally dissolved solids) | |

*When waste, industrial effluent and/or recycled waters are used.

The water quality required for drip irrigation cannot always be defined in terms of particle sizes or the concentration of any specific factor, because of the complexity of the clogging factors and the changes occurring in them as they travel through the irrigation system. Changes such as water temperature, water pressure and flow rate all have an influence on the crystallization of suspended dissolved compounds, their unification and settling.

The most suitable way of defining the required quality of irrigation water is based on knowledge of all the clogging factors and determination of upper permitted threshold value for them in water arriving at the distribution system without fear of clogging or damage to the system.

Water contamination

For use with a drip irrigation system, irrigation water must be filtered to remove:

- ✔ **Physical material** - Silt, clay, mud, etc.
- ✔ **Chemicals** - Iron, calcium, manganese (these sometimes combine to form conglomerates), etc.
- ✔ **Organic material** - Plankton, etc.
- ✔ **Biological material** - Algae, etc.

→ Common clogging factors in water sources

Water source		Clogging factor (according to prevalence)		
		Physical	Chemical	Biological
Ground	Wells	Sand	Calcium*, iron, sulfide, manganese	Ferric and manganese bacteria, sulfur bacteria
	Springs	Sand, silt	Calcium*, iron, sulfide, manganese	Protozoa, bryozoa, ferric and manganese bacteria, sulfur bacteria
Surface	Lakes and Reservoirs	Sand, silt, algae, zooplankton	Calcium*, sulfide, iron and manganese**	Protozoa, bryozoa, sulfur bacteria
	Rivers	Sand, silt, clay	Calcium*, iron, manganese	Protozoa, bryozoa
	Canals	Sand, silt, clay, algae, zooplankton	Calcium*, iron and manganese**	Protozoa, bryozoa
Reclaimed waste water	Non-Accumulating***	Suspended organic material	Sulfide	Protozoa, bryozoa, bacterial silt
	Accumulating****	Algae, zooplankton, suspended organic material	Sulfide	Protozoa, bryozoa, bacterial silt

* Depending on the pH and temperature of the water.
 ** Iron and manganese may appear when the water pH is low.
 *** Non-accumulating-effluent emerging from a mechanical biological wastewater treatment plant.
 **** Accumulating-effluent after processing in pools, or sewage from reservoir.



→ Definition of water quality and treatment requirements for drip irrigation

Parameter		Concentration			Treatment
		Low	Medium	High	
Suspended solids (mg/l)		<20	20-60	>60	Filtration*
Sand (mg/l)		<1	1-5	>5	Hydrocyclone sand separation and filtration*
Silt and Clay (mg/l)		<20	20-60	>60	Filtration*
Calcium conc. (as CaCO ₃) (mg/l)		<50	50-300	>300	pH rectification
Iron (mg/l)		<0.3	0.3-0.5	>0.5	Oxidization and iron removal
Manganese (mg/l)		<0.2	0.2-0.5	>0.5	Oxidization and manganese removal
Sulfide (mg/l)		<0.2	0.2-0.5	>0.5	Oxidization and purification
Algae (Chlorophyll A) (mg/l)		<0.1	0.1-0.3	>0.3	Treatment at water source; Filtration and chlorination
Plankton (details)	Plankton	<2	2-20	>20	Treatment at water source and filtration
	Copepod	<5	5-50	>50	Treatment at water source and filtration
	Rotifer	<50	50-200	>200	Filtration (low concentration)
	Dissolved oxygen (mg/l)**	>8	8.0-2.0	<2	Treatment at water source; pumping point (add if higher concentration)
pH		pH rectification to required level according to crop and soil			
Phosphorous (mg/l)		<1	1-10	>10	Treatment at water source (nutrients or sewage)
Heterotrophic bacteria (bacterial slime)		0	Presence	Colonization	Treatment at water source; purification
Sulfuric bacteria		0	Presence	Colonization	Sulfide removal and purification
Iron and Manganese bacteria		0	Presence	Colonization	Iron and manganese removal and purification
Col. Protozoa		0	Presence	Colonization	Regular purification
Bryozoa		0	Presence	Colonization	Purification and filtration
Snails and shells		0	Presence	Colonization	Avoid development
BOD sewage (mg/l)		<10	10-50	>50	Sewage treatment, filtration and chlorination

* In extreme cases sedimentation prior to filtration is required.

** Although it does not lead directly to clogging of the drippers, a lack of oxygen in the water usually indicates the presence of sulfide. A lack of oxygen in sewage indicates a poor level of sewage treatment.

→ Water analysis

A water analysis is necessary in order to select the appropriate type of filtration system, to prescribe a suitable maintenance program, to select the type of driplines and to prescribe an appropriate Nutrigation™ plan.



/ Types of filters

The types of filters used most often in drip irrigation systems are:

Media filters (gravel or sand) are necessary for any surface water source and especially so for wastewater. They consist of a metal or plastic enclosure incorporating small gravel stones or sand, which traps the dirt. This filter includes a flushing system for washing the gravel or sand and returning the dirt to the water source.



ATTENTION

It is highly recommended to install a screen filter downstream the media filter in order to prevent infiltration of filter medium into the system in the event of a malfunction of the media filter.



Disc filters are used with surface water systems, wells or municipal water sources. These filters are comprised of a series of grooved plastic discs stacked together with a total equivalent screen size ranging from 40 to 400mesh. These filters enable deep three-dimensional filtering (e.g. allow entrapping of more particles as water passes through the pores created by the grooves in the surfaces of the filtering discs stacked together in the filter). Having more surface area than screen filters, disc filters are better suited for higher flow rates.



Screen filters are used mainly as secondary filters with surface water systems or as primary filters with well or municipal water sources. A screen filter is comprised of a cylinder with a net that traps the dirt. This filter is intended for relatively clean water; its use is less common with water from a reservoir or pumped water.

ATTENTION

In any type of filter, the dirt returned to the water source should be discharged as far as possible from the suction point. In a streaming source (e.g. a river) the discharge point should be downstream from the suction point.



CentriForce™ sand separators are used as a preliminary stage of filtration in the presence of sand or other heavy particles (50 micron or bigger) in the source water. It utilizes centrifugal force to separate the particles from the water. The separated material drops down into a tank or reservoir where it can be removed later.

It is not a true filter, since there is no physical barrier to separate out the particles, but it is often used before a filter to first remove the bulk of the contaminant, where the filter does the final cleaning. This type of design reduces the time required to flush and clean the main filter. Each hydrocyclone model has its specific operation flow rate range, it will not perform outside this range.

→ Filter screen/disc size

The relevant term for drip irrigation is the size of the gaps between fibers in the filter, in **Micron** (1/1000mm).

Mesh size represents the number of pores (openings) per linear inch (typically 40-200) but does not represent the size of each pore.

Since the filtration industry traditionally uses mesh size, see the table below for **Micron/Mesh** conversion:

Micron (mm) = Size of gaps between fibers	400	250	177	125	105	100	74
Mesh =Number of pores per linear inch	40	60	80	120	140	150	200

*The mesh to micron conversion is not a proper mathematical conversion but a commercial approximation.

→ Considerations for comparison between automatic filters

Consideration	Component	Gravel/Sand	Disc	Screen
Removal efficiency of different suspended particles and general operation	suspended solids (general)	● ● ●	● ● ●	●
	General filter level	● ● ●	● ●	●
	Sand (following hydrocyclone)	●	● ●	● ● ●
	Silt and clay	● ● ●	● ●	●
	Algae (< 40 micron)	● ● ●	● ●	●
	Zooplankton	● ●	● ● ●	● ● ●
	Iron and manganese (after oxidization)	● ● ●	● ●	● ●
	Slime	●	● ●	● ● ●
Technical and hydraulic considerations	Low supply capacity	● ●	● ● ●	●
	Very high supply capacity	●	● ●	● ● ●
	Minimum flushing pressure (bar)	2.0	1.5	2.0
	Quantity and cost of flushing water	● ● ●	●	●
	Water in flushing cycle	● ● ●	● ●	●
	Capacity required for flushing	● ● ●	●	● ●
	Complexity of system	● ●	● ●	● ●
	Corrosion proof	●	● ● ●	● ●
Operational and maintenance considerations	Operational and maintenance requirements	● ● ●	●	●
	Frequency of operational failures	● ● ●	●	●
	Expertise required	● ●	● ●	● ●
	Cost of maintenance	Check and compare		
Financial considerations	Cost of system	Check and compare		
	Cost of accessories (pressure, capacity and non-return valves)	Add to cost of system		
	Cost of m³/hr of filtered water	Total cost of supply in m³/hr		
	System depreciation	Add to calculation		

→ Filtration requirements

The design of a filtration system involves selection of filter type and filter size (capacity) depending on the water source and the amounts of particulate matter, carbonates and iron in the water supply and the kinds (if any) of nutrients and/or chemical stock solutions to be injected.

The type of filtration to be used is carefully selected at the planning stage according to the general quality of the irrigation water, and the presence of various substances in it, with respect to the specific requirements of the irrigation system.

NOTE

If a hydrocyclone sand separator is required, make sure it suits the flow rate range of the planned system.

Water quality and drippers specifications will determine the filtration type, level (effective mesh size) and quantity. Most drip irrigation systems require filtration of 130 micron (120 mesh) or higher (filters may also be specified by the maximum particle size that will pass it - in microns).

ATTENTION

Standard irrigation filters will NOT remove salt or dissolved solids.

ATTENTION

Always install a filter when setting up a drip irrigation system. Even if potable water is used, a basic screen filter is still required.

A well planned drip irrigation system includes 2 stages of filtration:

Main (Primary) filtration

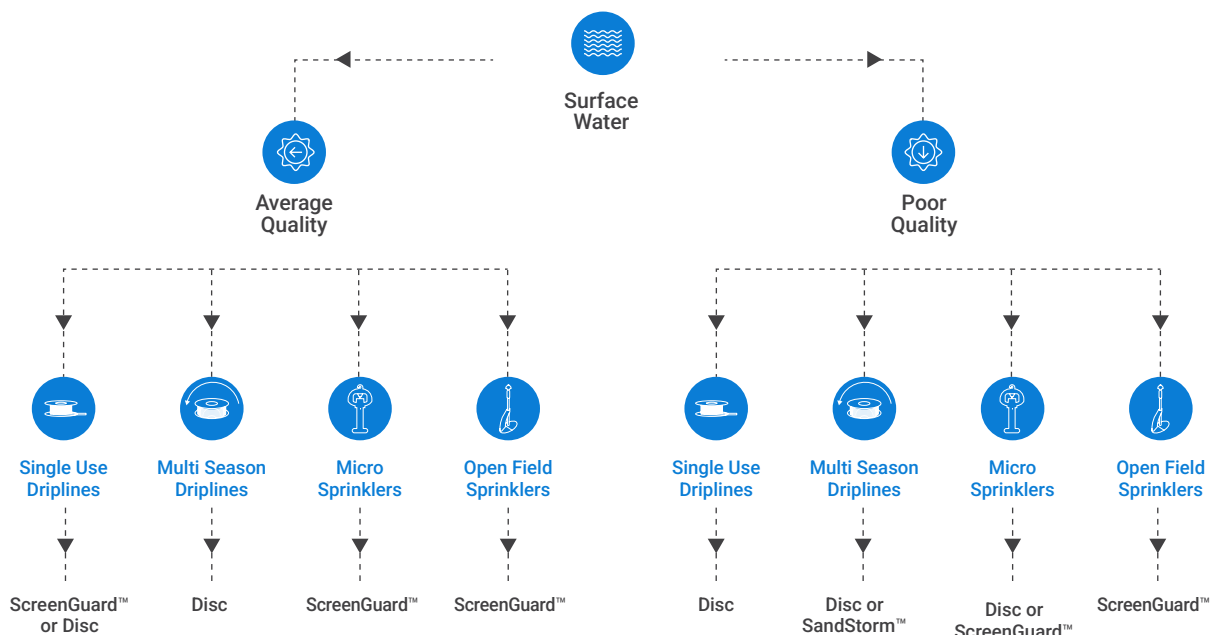
- Responsible for filtering relatively large particles near the water source
- Comprised of a media or disc filter
- A hydrocyclone sand separator should be placed before the main filter in cases where sand or other heavy particles (50micron or bigger) are present in the source water

Secondary filtration

- Responsible for filtering relatively small particles remaining after the main filtration stage.
- Two types of filters can be used for secondary filtration:
 - Screen filter
 - Disc filter

/ Filters at a glance

→ Choosing the right solution



/ Filter configurator

Here at Netafim™, we understand that choosing the right filter is a big decision that involves a deep understanding of all the parameters surrounding your exploitation.

To help you to choose THE CORRECT FILTER, Netafim™ has designed the filter configurator; in no time and three easy steps, the app will offer you the best filter suggestion.



[Help me choose the right filter for me](#)

/ Media Filters



Precision
Agriculture



SandStorm™

Double chamber, metal media filter

Offers high quality media filters made from carbon steel ST-37.2 in a modular configuration with high UV and corrosion protection and with the industrial leading warranty, produces healthier crops, higher yields and more profitable farming.



Long lasting



Versatility



Ease of
maintenance

/ Benefits & Features

- **Long lasting** Rugged tank design and industry-leading anti-corrosion and UV resistance, provide long-term rust protection even in wet and humid climates.
- **Versatility** A wide range of diameters and configurations that correspond precisely to the flow rate of your system, ensuring optimal filtration efficiency.
- **Easy of maintenance** Large access ports and additional service ports make the job of replacing media and performing routine maintenance easy and hassle-free.
- **Uniform irrigation** Designed by world experts, absorbs particles as part of a depth filtration process, protecting the system from mineral, silt and sand infiltration.
Provides super-efficient back-flush cleaning cycles that ensure irrigation uniformity, season after season.
- **Modularity** Modular manifold design makes it quick and easy to scale up the filtration system as irrigation needs grow.

/ Applications

- Primary filtration for irrigation systems using surface water from rivers, streams and canals that contain organic matter and in many cases silt and/or clay.
- Irrigating systems with driplines/sprinklers/micro-sprinklers in poor surface water quality in multiple season applications.
- Irrigation water containing high levels of iron (with special media).

/ Specifications

- Maximum working pressure according to the chosen model.
- Different tank sizes, from 12" to 48", for better compatibility with the required flow rate.
- It is possible to install these tanks in different configurations according to the number of tanks and the size of the surface on which they will be installed.

→ Hydraulic performance

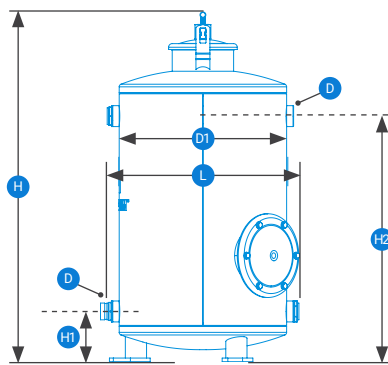
Tank diameter	Filtration area		Maximum recommended flow rate		Back-flush flow rate				Minimum back-flush pressure	Maximum operating pressure	Weight empty tank	
					Basalt number 1		Silica 16					
	(m²)	(ft²)	(m³/h)	(gpm)	(m³/h)	(gpm)	(m³/h)	(gpm)	(bar/psi)	(bar/psi)	(kg)	(lb)
12"	0.07	0.75	5	22	5.5	24	3	13	2/30	8/115, 10/145	46.5	102.5
16"	0.12	1.29	8.5	35	10	44	5.5	24			60	132.2
20"	0.2	2.15	14	60	17	75	9	40			76	167.5
24"	0.29	3.12	20	90	22	97	12	53			108	237
30"	0.45	4.84	30	130	36	160	20	88			144	317.4
36"	0.65	7	45	200	50	220	28	125			190	418
48"	1.13	12.16	80	350	80	350	43	190			306	673

* Maximum recommended flow rate is based on good water quality and calculated with velocity of 70 m/h (0.064 ft/sec)

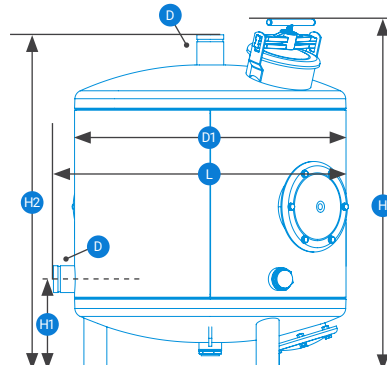
→ Technical dimensions

Tank diameter	D (inch)	D1 (inch)	H1 (mm)	H2 (mm)	H (mm)	L (mm)	Sand quantity	
							(kg)	(lb)
12"	2 (1)	12	150	785	1120	420	50	110.23
16"	2 (1.5)	16	180	870	1204	511	75	165.35
20"	2/3	20	180	880	1272	611	116	255.74
24"	2/3	24	180	880	1253	711	175	385.81
30"	3/3	30	300	1071	1167	876	250	551.16
36"	3	36	300	1110	1162	1034	375	826.73
48"	4	48	330	1110	1083	1343	675	1488.12

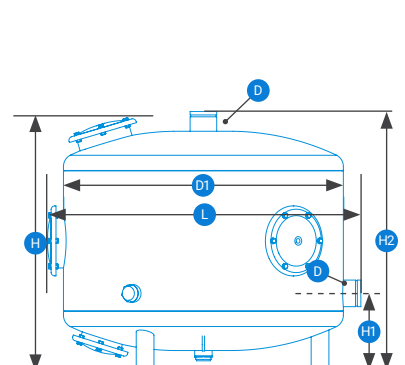
Tanks 12-24"



Tanks 30-36"

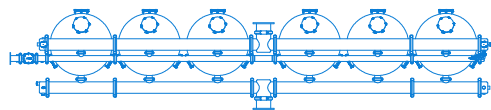


Tanks 48"

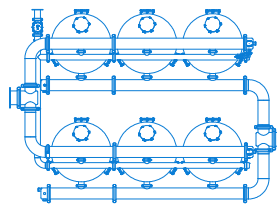


→ Configuration

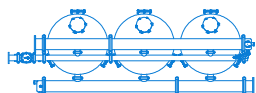
Straight-Line Center Feed
Number of tanks: 5-10



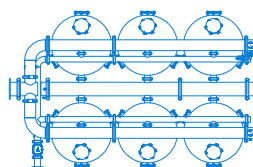
Parallel
Number of tanks: 5-10



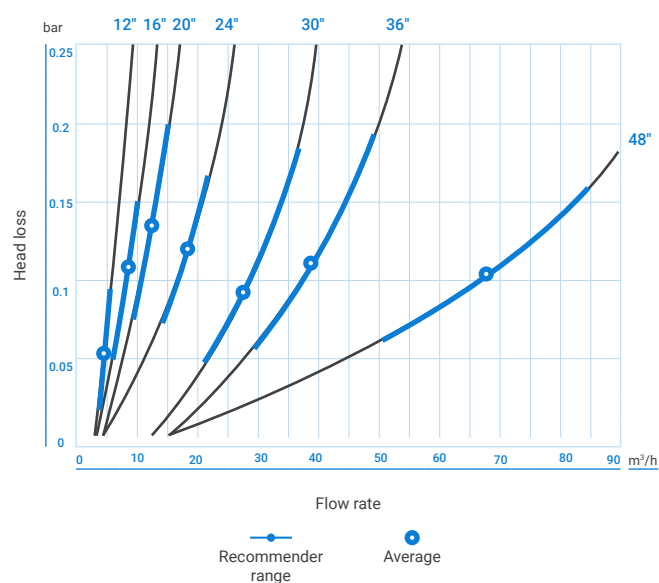
Straight-Line
Number of tanks: 2-5



Parallel Centered
Number of tanks: 5-10



→ Head loss



→ Catalog numbers

The filters configuration and his catalog number will be determined according to the specific conditions in each application. For a correct definition of a required filter/ filtration system please contact your Netafim™ local representative.

SandStorm™

Single chamber, metal media filter

Offers high quality filters made from carbon steel ST-37.2 in a modular configuration with high resistance to UV and multi layer corrosion protection. Its best-in-class warranty assists farmers achieve healthier crops, higher yields and maximize profits.



Long lasting



Versatility



Ease of
maintenance

/ Benefits & Features

- **Long lasting** Rugged tank design and industry-leading anti-corrosion and UV resistance, provide long-term rust protection even in wet and humid climates.
- **Versatility** A wide range of diameters and configurations that correspond precisely to the flow rate of your system, ensuring optimal filtration efficiency.
- **Easy of maintenance** Large access ports and additional service ports make the job of replacing media and performing routine maintenance easy and hassle-free.
- **Uniform irrigation** Designed by world experts, absorbs particles as part of a depth filtration process, protecting the system from mineral, silt and sand infiltration. Provides super-efficient back-flush cleaning cycles that ensure irrigation uniformity, season after season.
- **Modularity** Modular manifold design makes it quick and easy to scale up the filtration system as irrigation needs grow.

/ Applications

- Primary filtration for irrigation systems using surface water from rivers, streams and canals that contain organic matter and in many cases silt and/or clay.
- Irrigating systems with driplines/sprinklers/micro-sprinklers in poor surface water quality in multiple season applications.
- Irrigation water containing high levels of iron (with special media).

/ Specifications

- Maximum working pressure according to the chosen model.
- Different tank sizes, from 24" to 48", for better compatibility with the required flow rate.
- It is possible to install these tanks in different configurations according to the number of tanks and the size of the surface on which they will be installed.

→ Hydraulic performance

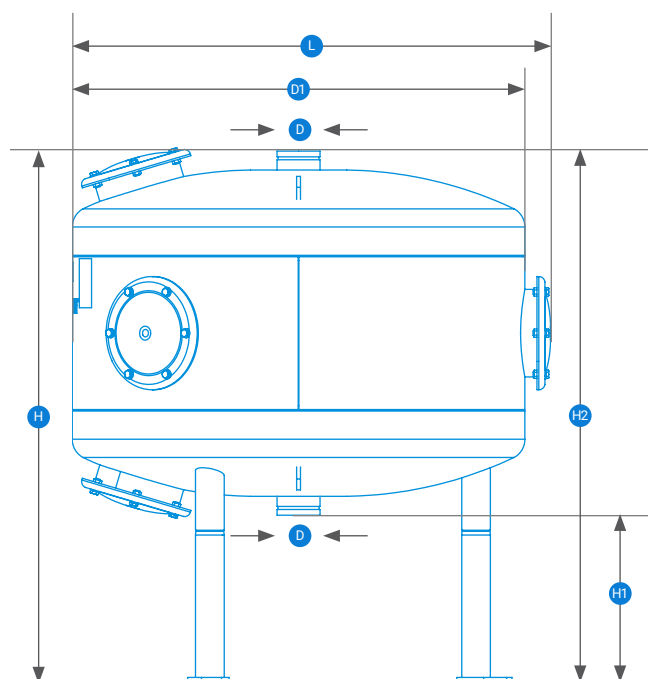
Tank diameter	Filtration area		Maximum recommended flow rate		Back-flush flow rate				Minimum back-flush pressure	Maximum operating pressure
					Basalt number 1		Silica 16			
	(m²)	(ft²)	(m³/h)	(gpm)	(m³/h)	(gpm)	(m³/h)	(gpm)		
24"	0.3	3.23	21	93	20	88	12	53	2/29	8/115, 10/145
30"	0.45	4.84	30	132	36	159	20	88		
36"	0.65	7	45	198	50	220	28	123		
48"	1.13	12.16	80	352	80	352	43	189		

* Maximum recommended flow rate is based on good water quality and calculated with velocity of 70 m/h (0.064 ft/sec)

→ Technical dimensions

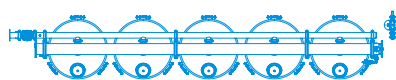
Tank diameter	D	D1	H1		H2		H		L		Empty Tank Weight		Sand Quantity*	
	(inch)	(inch)	(mm)	(inch)	(mm)	(inch)	(mm)	(inch)	(mm)	(inch)	(kg)	(lb)	(kg)	(lb)
24"	3	24	310	12.20	1377	53.98	1351	53.19	650	25.60	110	242	250	551
30"	3	30	406	15.98	1371	53.98	1376	54.17	820	32.28	120	265	325	684
36"	3	36	406	15.98	1371	53.98	1378	54.25	1034	40.71	155	342	475	1047
48"	4	48	406	15.98	1371	53.98	1380	54.33	1268	49.92	235	518	900	1985
48" (High)	4	48	443	17.44	1408	55.43	1417	55.79	1268	49.92	235.5	519	900	1985

* Media weight based on Silica 16

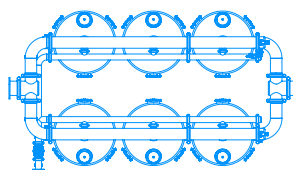


→ Configurations

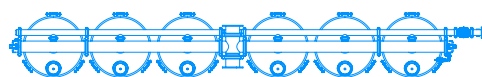
Straight-Line
Number of tanks: 2-5



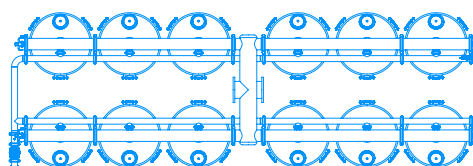
Parallel
Number of tanks: 5 and up



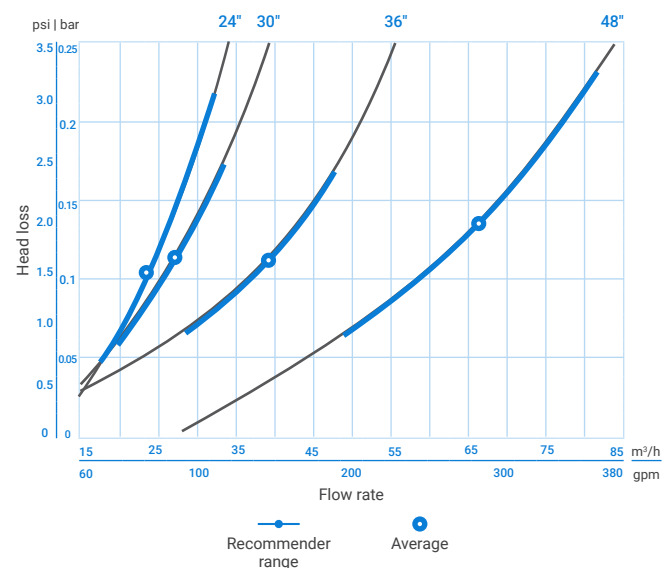
Straight-Line Center Feed
Number of tanks: 5-10



H-System
Number of tanks: 5 and up



→ Head loss



According to Silica 16 media

→ Catalog numbers

The filters configuration and his catalog number will be determined according to the specific conditions in each application. For a correct definition of a required filter/ filtration system please contact your Netafim™ local representative.

SandStorm™ NC

Single chamber, non-corrosive media filter

Made of robust high-quality, non-corrosive materials. Its modular design allows for easy assembly and flexible expansion. Built for long term high performance, backed by a lifetime anti-corrosion warranty protecting your irrigation system. SandStorm™ NC durable design reduces annual operating expenses and increases the farms bottom line.



Long lasting



Versatility



Ease of
maintenance

/ Benefits & Features

- Long lasting The tank is made from PE liner strength with Aluminum collars and covered with glass fiber fabrics for maximum strength and protection. For areas with high humidity and/or installations requires acids and other tough chemicals treatments.
- Versatility Different diameters and configurations that correspond precisely to the flow rate of your system, ensuring optimal filtration efficiency.
- Easy of maintenance Large access ports and additional service ports make the job of replacing media and performing routine maintenance easy and hassle-free.
- Uniform irrigation Designed by world experts, absorbs particles as part of a depth filtration process, protecting the system from mineral, silt and sand infiltration. Provides super-efficient back-flush cleaning cycles that ensure irrigation uniformity, season after season.

/ Applications

- Primary filtration for irrigation systems using surface water from rivers, streams and canals that contain organic matter and in many cases silt and/or clay.
- Irrigating systems with driplines/sprinklers/micro-sprinklers in poor surface water quality in multiple season applications.
- Irrigation water containing high levels of iron (with special media).
- Ideal for use in high humidity areas.

/ Specifications

- Maximum working pressure 6 bar (87 psi).
- Different tank sizes, 36" or 48", for better compatibility with the required flow rate.
- Modular manifold design makes it quick and easy to scale up the filtration system as irrigation needs grow.
- It is possible to install these tanks in different configurations according to the number of tanks and the size of the surface on which they will be installed.

→ Hydraulic performance

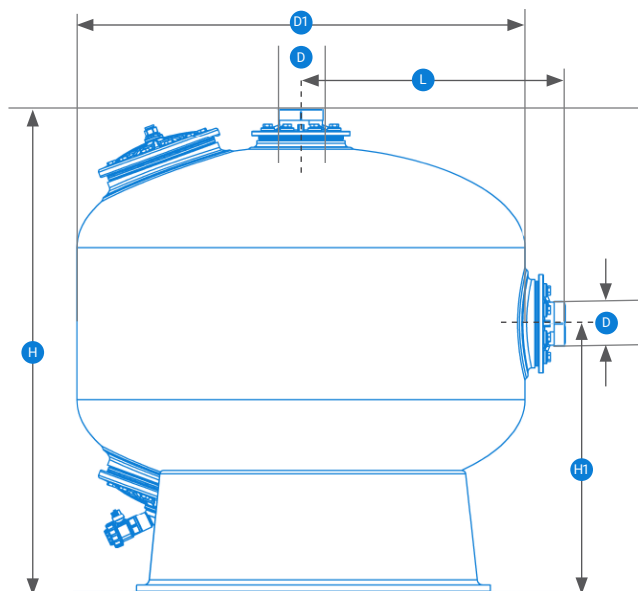
Tank diameter	Filtration area		Maximum flow rate		Back-flush flow rate				Minimum back-flush pressure	Maximum operating pressure
					Basalt number 1		Silica 16			
	(m²)	(ft²)	(m³/h)	(gpm)	(m³/h)	(gpm)	(m³/h)	(gpm)		
36"	0.64	6.98	45	198	35	154	19	84	2/29	6/87
48"	1.09	11.73	80	352	65	286	36	159		

* Maximum recommended flow rate is based on good water quality and calculated with velocity of 70 m/h (0.064 ft/sec)

→ Technical dimensions

Tank diameter	D	D1	H		H1		L		Empty tank weight		Sand quantity	
	(inch)	(inch)	(mm)	(inch)	(mm)	(inch)	(mm)	(inch)	(kg)	(lb)	(kg)	(lb)
36"	3	36	1265	49.8	690	27.17	523	20.59	120	265	425	937
48"	4	48	1310	51.57	715	28.15	675	26.57	165	364	750	1654

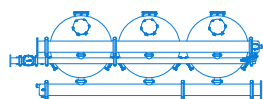
* Media weight based on Silica 16



→ Configurations

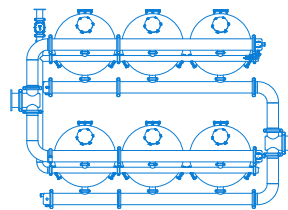
Straight-Line

Number of tanks: 2-5



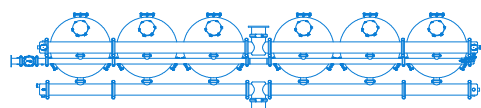
Parallel

Number of tanks: 5-10



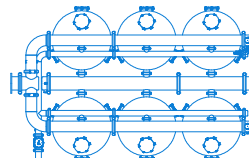
Straight-Line Center Feed

Number of tanks: 5-10

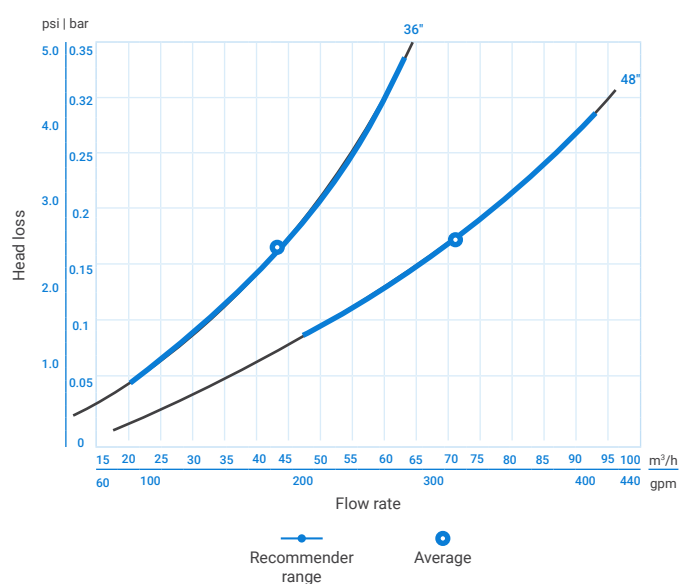


Parallel Centered

Number of tanks: 5-10



→ Head loss



→ Catalog numbers

The filters configuration and his catalog number will be determined according to the specific conditions in each application. For a correct definition of a required filter/ filtration system please contact your Netafim™ local representative.

Media Filters Description Guide

Sample Description

MT¹ D² 48³06⁴10⁵ CP⁶ D16⁷ BFC DC SOLDC⁸ WG⁹ 8¹⁰ SG1¹¹

1 Family

MT	SandStorm metal
NC	SandStorm NC

2 Tank Type

D	Double chamber
S	Single chamber

3 Tank Diameter

12	12"
16	16"
20	20"
24	24"
30	30"
36	36"
48	48"
60	60"

4 Number of Units

01	1
02	2
03	3
04	4
05	5
06	6
07	7
08	8
09	9
10	10
11	11
12	12
13	13
14	14
15	15
16	16

5 In/Out Diameter

03	3"
04	4"
06	6"
08	8"
10	10"
12	12"
14	14"
16	16"

6 Configuration

S	Straight
C	Center feed
H	H Manifold
P	Parallel
CP	Centered parallel

7 Connection Type

D10	DIN/ISO 10
D16	DIN/ISO 16
ANS	ANSI
BST	BSTD
VIC	VICTAULIC

8 Controller Type

BFC DC SOLDC	DC controller + DC solenoid
BFC AC SOLAC	AC controller + AC solenoid
SOL DC+DP	DC solenoids + DP sensor
SOL AC+DP	AC solenoids + DP sensor
SOL DC	DC solenoids
SOL AC	AC solenoids
W/O CONT	Without controller

9 Media

WG	With media
NG	Without media

10 Pressure Grade

6	6bar / 85psi
8	8bar / 115psi
10	10bar / 140psi

11 Extras

SG1	1 Secondary filter
SG2	2 Secondary filters
SG3	3 Secondary filters
SG4	4 Secondary filters
SG5	5 Secondary filters

Standards

- All systems with Dorot metal back flush valves
- All systems with controller are combined (AC/DC) filtron 110 (with or without AC adaptor)
- All systems with controller come with Aquative DC solenoids
- All systems with controller come with 8mm PE tubes
- All standard system are PN8
- All systems with gravel come with Basalt number 1

/ Disc Filters



Precision
Agriculture



AlphaDisc™

Disc filters

The ultimate irrigation system protection thanks to a combination of precise depth filtration, high dirt-holding capacity and a unique easy-to-scale modular design that covers a wide range of flow rates or water quality needs. AlphaDisc™ prevents clogging and partial clogging, ensuring system longevity, and uniformly irrigated crops leading to better ROI, cost saving and peace of mind.



Very high efficiency



Easy maintenance



Long lasting

/ Benefits & Features

- **Very high efficiency** Experience superior clogging protection with our uniquely designed discs that provide precise filtration across all depths, with precise filtration grade through all depths of the disc ensuring better clogging protection.
- **Easy maintenance** Reduce maintenance and disruptions with industry-leading filtration volume, high particle capture, and fewer back-flush cycles.
- **Long lasting** Enjoy long-term reliability with durable, anti-corrosive materials designed to withstand harsh environments.
- **Cost-effective** Achieve a more efficient irrigation system with low back-flush flow rates and minimal head loss.
Maximize your irrigation room with a vertical installation and a smaller overall footprint.

/ Applications

- Primary or secondary automatic filter for maximum protection in systems irrigating with surface water that contains algae and other organic matter such as reservoirs, canals, rivers and wastewater applications.

/ Specifications

- Connected with real-time filtration data through our IP65-rated smart controller. Innovative AlphaDisc™ smart controller with “always on” access to filtration data; IP65.
- Adapt effortlessly to any system setup with in line, on line, and angle configuration options.
- Easily scale your system as your needs evolve with AlphaDisc™’s innovative modular design. Vertical installation for a well-designed, more cost-effective irrigation room.

→ Configurations



Single 3"



Dual 4"



Trio 6"



Single XL 3"/4"



Dual XL 6"



Trio XL 8"

→ Additional configurations



Dual on Dual XL



Dual on Trio XL



Trio on Trio XL



Alpha In line 3 units



Alpha In line 4 units

→ Recommended flow rate

for Single 3", Dual 4", Trio 6" (flow rate per filter unit)

		Excellent	Good	Average	Poor	Very poor
100 mic / 140 mesh	(m³/h)	50	43	35	27.5	20
	(gpm)	220	187	154	121	88
130 mic / 120 mesh	(m³/h)	50	44	38	31	25
	(gpm)	220	193	165	138	110
200 mic / 80 mesh	(m³/h)	50	45	40	35	30
	(gpm)	220	198	176	154	132

for Single XL 3" (flow rate per filter unit)

		Excellent	Good	Average	Poor	Very poor
100 mic / 140 mesh	(m³/h)	80	68	56	44	32
	(gpm)	352	299	246	194	141
130 mic / 120 mesh	(m³/h)	80	70	60	50	40
	(gpm)	352	308	264	220	176
200 mic / 80 mesh	(m³/h)	80	72	64	56	48
	(gpm)	352	317	282	246	211

for Single XL 4", Dual XL 6", Trio XL 8" (flow rate per filter unit)

		Excellent	Good	Average	Poor	Very poor
100 mic / 140 mesh	(m³/h)	110	94	77	60.5	44
	(gpm)	480	408	336	264	192
130 mic / 120 mesh	(m³/h)	110	96	83	69	55
	(gpm)	480	420	360	300	240
200 mic / 80 mesh	(m³/h)	110	99	88	77	66
	(gpm)	480	432	384	336	288

For additional configurations, please contact Netafim™ representative

→ Technical specifications

	Filtration area		Filtration volume		Inlet/outlet diameter		Connection type	Maximum operating pressure		Weight (empty)	
	(cm²)	(in²)	(cm³)	(in³)	(inch)	(mm)		(bar)	(psi)	(kg)	(lb)
Single 3"	1760	272	2296	140	3	80	Grooved / Universal flange	10	145	54	118
Single XL 3"	5240	812	6284	383	3	80				57	126
Single XL 4"	5240	812	6284	383	4	100				58	129
Dual 4"	3520	545	4592	280	4	100				115	253
Dual XL 6"	10480	1624	12568	766	6	150	Universal flange			127	279
Trio 6"	5280	818	6888	420	6	150				156	344
Trio XL 8"	15720	2437	18852	1150	8	200				182	401

For other configurations, please contact a Netafim™ representative.

→ Construction materials and temperature

Filter housing & lid	rPA (reinforced polyamide)
Discs	PP (polypropylene) or PA (polyamide)
Cleaning mechanism	all polymeric
Exhaust valve	all polymeric
Seals	EPDM
Operating temperature	5 - 60 °C (30 - 140 °F)

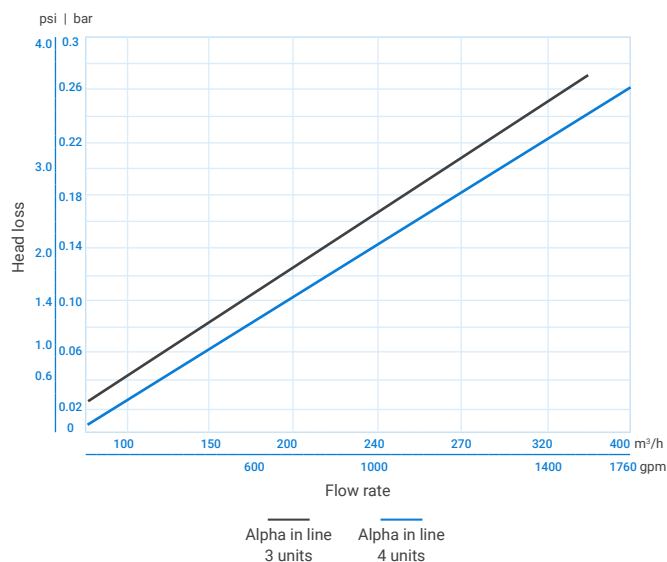
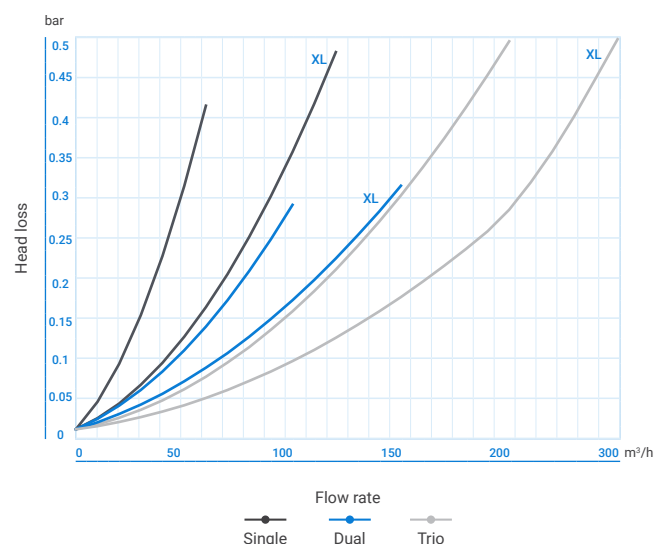
→ Flushing data

	Minimum pressure for back-flush		Back-flush flow rate*		Recommended flushing time	Reject water volume per flush cycle*		Back-flush manifold diameter		Back-flush manifold connection type
	(bar)	(psi)	(m³/h)	(gpm)		(liter)	(gallon)	(inch)	(mm)	
Single 3"	1.5	22	7.2	31.7	18 sec	36	9.5	3	80	Grooved / Flanged
Single XL 3"			13	57.2		65	17.2			
Single XL 4"			13	57.2		65	17.2			
Dual 4"			7.2	31.7		36	9.5			
Dual XL 6"			13	57.2		65	17.2			
Trio 6"			7.2	31.7		36	9.5			
Trio XL 8"			13	57.2		65	17.2			

* At 1.5 bar (22 psi).

* High back flush pressure can cause excessive wear on AlphaDisc™ discs and spine. It is not recommended that back flush pressure will exceed 7 bar. If back flush pressure is higher, installation of an orifice valve in the drain manifold is recommended. Please contact Netafim™ for additional information.

→ Head loss



→ Catalog numbers

The filters configuration and his catalog number will be determined according to the specific conditions in each application. For a correct definition of a required filter/ filtration system please contact your Netafim™ local representative.

AlphaDisc™ Description Guide

Sample Description

AD¹ SNG 3" O/L² UNF³ 130MC⁴ BLE DC⁵

1 Brand

AK	ARKAL
----	-------

2 Model

AD	ALPHADISC
----	-----------

3 Configuration

SNG 3" I/L	Single inline with 2" spines
SNG 3" O/L	Single online with 2" spines
SNG 3" ANG	Single angle with 2" spines
SNG 3" R/ANG	Single reverse angle with 2" spines
SNG 3" XL I/L	Single low flow inline with 4" spines
SNG 3" XL O/L	Single low flow online with 4" spines
SNG 3" XL ANG	Single low flow angle with 4" spines
SNG 3" XL R/ANG	Single low flow reverse angle with 4" spines
SNG 4" XL I/L	Single XL inline with 4" spines
SNG 4" XL O/L	Single XL online with 4" spines
SNG 4" XL ANG	Single XL angle with 4" spines
SNG 4" XL R/ANG	Single XL reverse angle with 4" spines
DUO 4"	Dual system with 2" spines
DUO 6" XL	Dual XL system with 4" spines
TRI 6"	Trio system with 2" spines
TRI 8" XL	Trio XL system with 4" spines
DUO 6"/DUO 6" XL	Dual on dual XL system with 4" spines
TRI 8"/DUO 6" XL	Trio on dual XL system with 4" spines
TRI 8"/TRI 8" XL	Trio on trio XL system with 4" spines
DUO 6" XL-1	Dual XL -1 system with 4" spines
TRI 8" XL-1	Trio XL -1 system with 4" spines
DU 6"/DU 6" XL-1	Dual on dual XL -1 system with 4" spines
TR 8"/DU 6" XL-1	Trio on dual XL -1 system with 4" spines
TR 8"/TR 8" XL-1	Trio on trio XL -1 system with 4" spines

4 Inlet/Outlet Type

VIC	Victaulic
UNF	Universal Flange
B	BSTD
ANS	ANSI
D10	ISO10
D16	ISO16

5 Filtration Grade

100MC	100micron
130MC	130micron
200MC	200micron
400MC	400micron

6 Controller & Voltage

BLE DC	BLE controller with DC solenoids
CLD DC	CLD controller with DC solenoids
DC SOL	DC solenoids only
AC SOL	AC solenoids only
AC/DP	DC solenoids and DP sensor
DC/DP	AC solenoids and DP sensor

7 Extras

SEA	Sea water
EXT	External source
AIR	Air activation

Standards

- All controllers are DC controller which need an AC/DC adapter if AC voltage is required
- All systems with controller will arrive with D75-A3P 12 VDC solenoid
- All system are PN10 with a minimum back flush pressure of 1.5bar

SpinKlin™ 2"

Disc filters

A modular, all polymeric, automatic disc filters with a patented self-cleaning backwash mechanism, supply irrigation system protection thanks to a combination of precise depth filtration, high dirt-holding capacity and a unique easy-to-scale modular design that covers a wide range of flow rates or water quality needs.



Very high efficiency



Easy maintenance



Long lasting

/ Benefits & Features

- **Very high efficiency** Disc filtration is depth filtration, making it the most effective filtration for surface water and water containing organic contaminants. Thanks to a special design of the disc's grooves and a 1-backbone structure they offer the industry's highest filtration efficiency.
- **Easy maintenance** Reduce maintenance and disruptions with industry-leading filtration volume, high particle capture, and fewer back-flush cycles.
- **Long lasting** Enjoy long-term reliability with durable, anti-corrosive materials designed to withstand harsh environments.
- **Cost-effective** Achieve a more efficient irrigation system with low back-flush flow rates and minimal head loss.

/ Applications

- Primary or secondary automatic filter for maximum protection in systems irrigating with surface water that contains algae and other organic matter such as reservoirs, canals, rivers and wastewater applications.

/ Specifications

- Maximum operating pressure: 10 bar
- Minimum back-flush pressure required: 1.5 bar

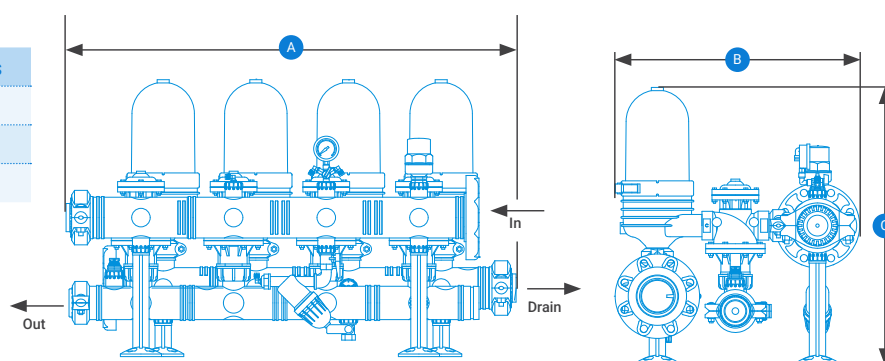
→ Technical details

	2 Units	3 Units	4 Units
Max. pressure (bar)	1.5		
Min. back-flush pressure (bar)	2.8		
Recommended flow rate (m³/h) with average water quality and 100 or 130 micron filtration grade	24	36	48
Recommended flow rate (m³/h) with poor water quality 100 or 130 micron filtration grade	20	30	40
Filtration area (cm²)	1760	2640	3520
Innlet/Outlet diameter (inch)	3	4	4
Back-flush flow rate (m³/h)	10		

* Additional configurations are available upon request

→ Dimensions

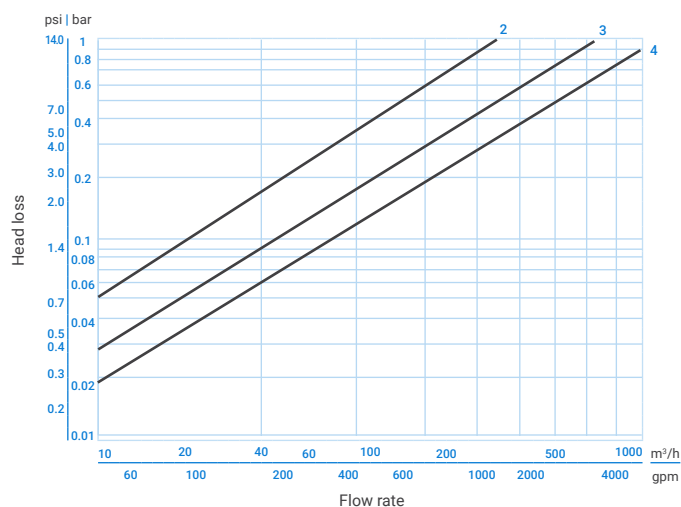
	2 Units	3 Units	4 Units
Length (mm) - A	706	964	1214
Width (mm) - B	660		
Height (mm) - C	747		



→ Disc color

Model	Blue	Yellow	Red	Black
Mesh	40	80	120	140
Micron	400	200	130	100

→ Head loss



* Head loss is based on a 130 micron disc

→ Logistic data

Units	In/out manifolds	Catalog number	Description
2	3"	70605-001370	AK SK S 223 UF 130MIC F110AC SOL DC
3	4"	70605-002850	AK SK S 324 UF 130MIC F110AC SOL DC
4	4"	70605-005450	AK SK S 424 UF 130MIC F110AC SOL DC

* Items in the table refer to filtration grade of 130 micron

** Additional filtration grades are available upon request

SpinKlin™ 3"

Disc filters

A modular, all polymeric, automatic disc filters with a patented self-cleaning backwash mechanism, supply irrigation system protection thanks to a combination of precise depth filtration, high dirt-holding capacity and a unique easy-to-scale modular design that covers a wide range of flow rates or water quality needs.



Very high efficiency



Easy maintenance



Long lasting

/ Benefits & Features

- **Very high efficiency** Disc filtration is depth filtration, making it the most effective filtration for surface water and water containing organic contaminants. Thanks to a special design of the disc's grooves and a 1-backbone structure they offer the industry's highest filtration efficiency.
- **Easy maintenance** Reduce maintenance and disruptions with industry-leading filtration volume, high particle capture, and fewer back-flush cycles.
- **Long lasting** Enjoy long-term reliability with durable, anti-corrosive materials designed to withstand harsh environments.
- **Cost-effective** Achieve a more efficient irrigation system with low back-flush flow rates and minimal head loss.

/ Applications

- Primary or secondary automatic filter for maximum protection in systems irrigating with surface water that contains algae and other organic matter such as reservoirs, canals, rivers and wastewater applications.

/ Specifications

- Maximum operating pressure: 10 bar
- Minimum back-flush pressure required: 1.5 bar

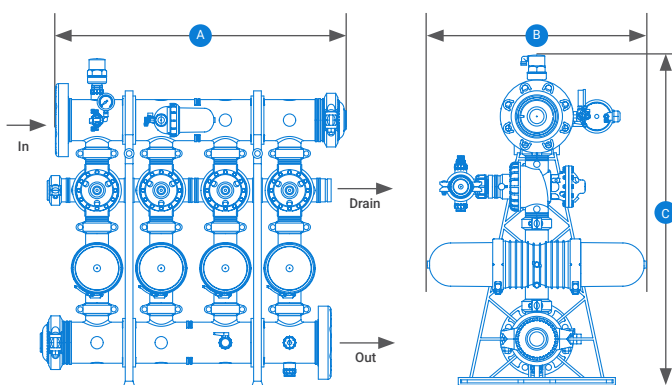
→ Technical details

	2 Units	3 Units	4 Units
Max. pressure (bar)	10		
Min. back-flush pressure (bar)	1.5		
Recommended flow rate (m³/h) with average water quality and 100 or 130 micron filtration grade	90	120	150
Recommended flow rate (m³/h) with poor water quality 100 or 130 micron filtration grade	72	96	120
Filtration area (cm²)	5280	7040	8800
Innlet/Outlet diameter (inch)	6		
Back-flush flow rate (m³/h)	20		

* Additional configurations are available upon request

→ Dimensions

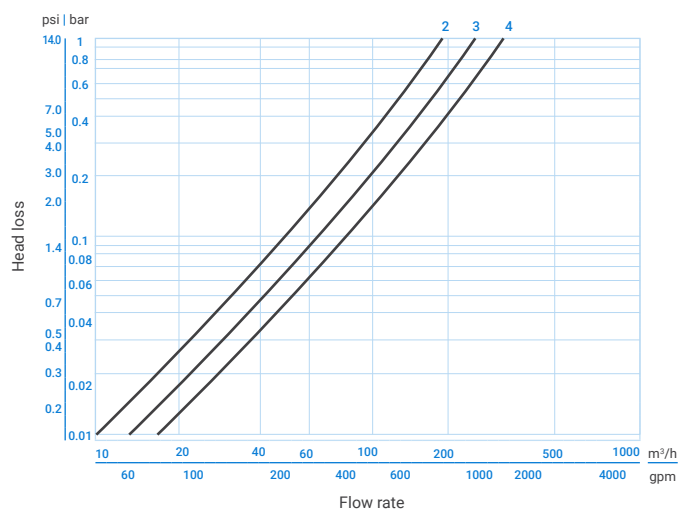
	3 Units	4 Units	5 Units
Length (mm) - A	942	1192	1442
Width (mm) - B	1442		
Height (mm) - C	1287		



→ Disc color

Model	Blue	Yellow	Red	Black
Mesh	40	80	120	140
Micron	400	200	130	100

→ Head loss



* Head loss is based on a 130 micron disc

→ Logistic data

Units	In/out manifolds	Catalog number	Description
3	6"	70605-004320	AK SK S 336 UF 130MIC F110AC SOL DC
4	6"	70605-007020	AK SK S 436 UF 130MIC F110AC SOL DC
5	6"	70605-009720	AK SK S 536 UF 130MIC F110AC SOL DC
6	6"	70605-012820	AK SK S 636 UF 130MIC F110AC SOL DC
7	6"	70605-025235	AK SK S 736 UF 130MIC F1-10AC SOL DC B

* Items in the table refer to filtration grade of 130 micron

** Additional filtration grades are available upon request

SpinKlin™ Apollo 3"

Angled disc filters

Modular, all polymeric, automatic disc filters with a patented self-cleaning backwash mechanism, supply irrigation system protection thanks to a combination of precise depth filtration, high dirt-holding capacity and a unique easy-to-scale modular design that covers a wide range of flow rates or water quality needs.



Very high efficiency



Easy maintenance



Long lasting

/ Benefits & Features

- **Very high efficiency** Disc filtration is depth filtration, making it the most effective filtration for surface water and water containing organic contaminants. Thanks to a special design of the disc's grooves and a 1-backbone structure they offer the industry's highest filtration efficiency.
- **Easy maintenance** Reduce maintenance and disruptions with industry-leading filtration volume, high particle capture, and fewer back-flush cycles.
- **Long lasting** Enjoy long-term reliability with durable, anti-corrosive materials designed to withstand harsh environments.
- **Cost-effective** Achieve a more efficient irrigation system with low back-flush flow rates and minimal head loss.

/ Applications

- Primary or secondary automatic filter for maximum protection in systems irrigating with surface water that contains algae and other organic matter such as reservoirs, canals, rivers and wastewater applications.

/ Specifications

- Maximum operating pressure: 10 bar
- Minimum back-flush pressure required: 1.5 bar

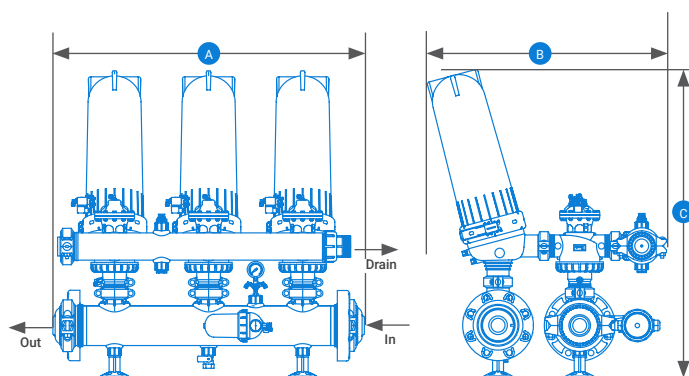
→ Technical details

	3 Units	4 Units	5 Units	6 Units
Max. pressure (bar)	10			
Min. back-flush pressure (bar)	1.5			
Recommended flow rate (m³/h) with average water quality and 100 or 130 micron filtration grade	105	140	175	210
Recommended flow rate (m³/h) with poor water quality 100 or 130 micron filtration grade	90	120	150	180
Filtration area (cm²)	7860	10480	13100	15720
Innlet/Outlet diameter (inch)	6			
Back-flush flow rate (m³/h)	24			

* Additional configurations are available upon request

→ Dimensions

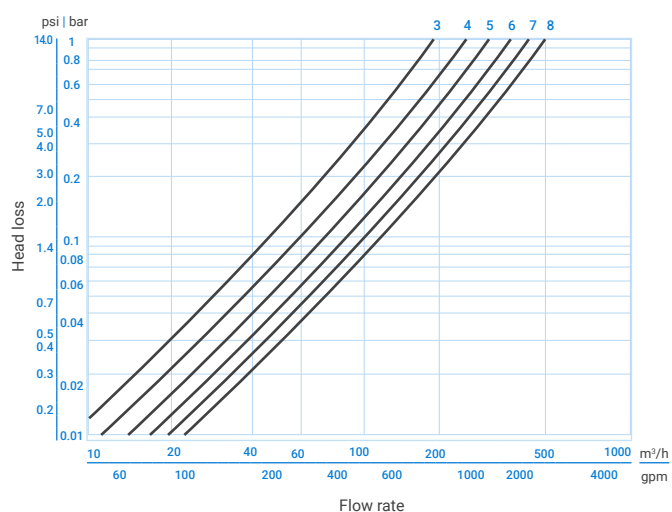
	A	B	C
	Length (mm)	Width (mm)	Height (mm)
3 Units	1160	941	1218
4 Units	1540		
5 Units	1920		
6 Units	2300		
7 Units	2680		
8 Units	3060		



→ Disc color

Model	Blue	Yellow	Red	Black
Mesh	40	80	120	140
Micron	400	200	130	100

→ Head loss



* Head loss is based on a 130 micron disc

→ Logistic data

Units	In/out manifolds	Conn. type	Catalog number	Description
3	6"		70605-003687	AK APN S 336 UF 130MIC F110DC SOL DC
4	6"		70605-007760	AK APN S 436 UF 130MIC F110DC SOL DC
5	8"	ANSI	70605-009088	AK APN S 538 A 130MIC F110AC SOL DC
		DIN		
		BSTD		
6	8"	ANSI	70605-013640	AK APN S 638 A 130MIC F110AC SOL DC
		DIN	70605-013685	AK APN S 638 D 130MIC F110AC SOL DC
		BSTD		

* Items in the table refer to filtration grade of 130 micron

** Additional filtration grades are available upon request

SpinKlin™ Apollo 4"

Twin disc filters

Modular, all polymeric, automatic disc filters with a patented self-cleaning backwash mechanism, supply irrigation system protection thanks to a combination of precise depth filtration, high dirt-holding capacity and a unique easy-to-scale modular design that covers a wide range of flow rates or water quality needs.



Very high efficiency



Easy maintenance



Long lasting

/ Benefits & Features

- **Very high efficiency** Disc filtration is depth filtration, making it the most effective filtration for surface water and water containing organic contaminants. Thanks to a special design of the disc's grooves and a 1-backbone structure they offer the industry's highest filtration efficiency.
- **Easy maintenance** Reduce maintenance and disruptions with industry-leading filtration volume, high particle capture, and fewer back-flush cycles.
- **Long lasting** Enjoy long-term reliability with durable, anti-corrosive materials designed to withstand harsh environments.
- **Cost-effective** Achieve a more efficient irrigation system with low back-flush flow rates and minimal head loss.

/ Applications

- Primary or secondary automatic filter for maximum protection in systems irrigating with surface water that contains algae and other organic matter such as reservoirs, canals, rivers and wastewater applications.

/ Specifications

- Maximum operating pressure: 10 bar
- Minimum back-flush pressure required: 1.5 bar

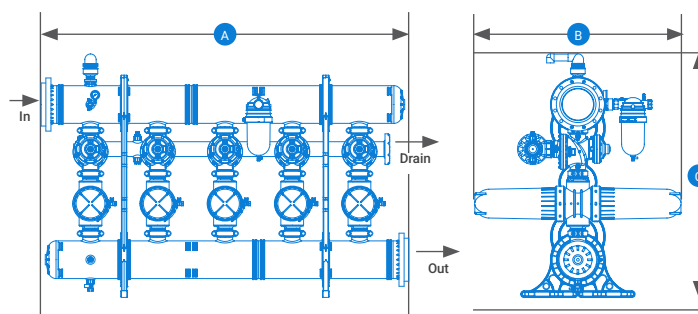
→ Technical details

	3 Units	4 Units	5 Units	6 Units	7 Units	8 Units
Max. pressure (bar)	10					
Min. back-flush pressure (bar)	1.5					
Recommended flow rate (m³/h) with average water quality and 100 or 130 micron filtration grade	210	280	350	420	490	560
Recommended flow rate (m³/h) with poor water quality 100 or 130 micron filtration grade	180	240	300	360	420	480
Filtration area (cm²)	15720	20960	26200	31440	36680	41920
Back-flush flow rate (m³/h)	48					

* Additional configurations are available upon request

→ Dimensions

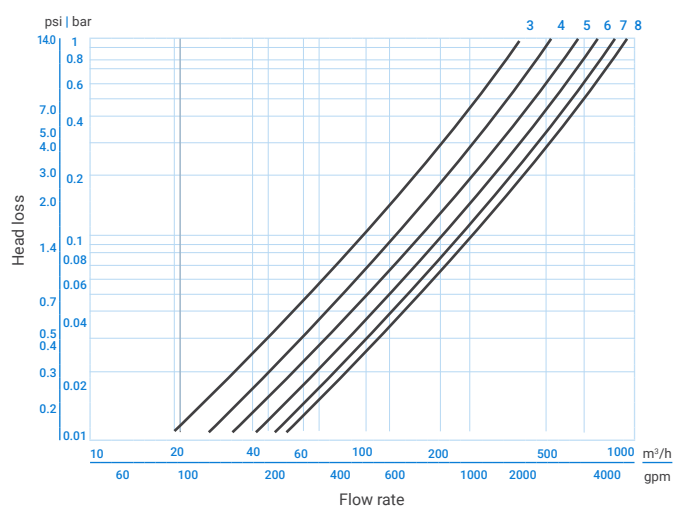
	A	B	C
	Length (mm)	Width (mm)	Height (mm)
3 units	1734	1531	1810
4 units	2234		
5 units	2734		
6 units	3234		
7 units	3734	1830	1830
8 units	4234		



→ Disc color

Model	Blue	Yellow	Red	Black
Mesh	40	80	120	140
Micron	400	200	130	100

→ Head loss



* Head loss is based on a 130 micron disc

→ Logistic data

Units	In/out manifolds	Conn. type	Catalog number	Description
3	8"	ANSI	70605-030627	AK APT S 348 A 130MIC F110AC SOL DC
		DIN	70605-029010	AK APT S 348 D 130MIC F110AC SOL DC
4	10"	ANSI	70605-015230	AK APT S 4410 A 130MIC F110AC SOL DC
		DIN	70605-015240	AK APT S 4410 D 130MIC F110AC SOL DC
5	10"	ANSI	70605-015423	AK APT S 5410 A 130MIC F110AC SOL DC
		DIN	70605-025450	AK APT S 5410 D 130MIC F110AC SOL DC
6	10"	ANSI	70605-060995	AK APT S 6410 A 130MIC F110AC SOL DC
		DIN	70605-015051	AK APT S 6410 D 130MIC F110AC SOL DC
7	12"	ANSI	70605-015091	AK APT S 7412 A 130MIC F110AC SOL DC
		DIN	70605-020583	AK APT S 7412 D 130MIC F110AC SOL DC
8	12"	BSTD	70605-093250	AK APT S 8412 B 130MIC F110AC SOL DC

* Items in the table refer to filtration grade of 130 micron

** Additional filtration grades are available upon request

SK, Apollo, Galaxy Description Guide

Sample description

AK¹ APT² S³ 4⁴ 5¹⁰ 6⁷ 130MIC⁸ F110AC SOL DC⁹ EXT¹⁰

1 Brand	
AK	Arkai

2 Model	
SK	Spin Klin
APN	Apollo angle
APT	Apollo twin
GLX	Galaxy

3 Configuration	
S	Standart (high pressure)
L	LCE (low pressure)

4 Number of Units	
1	1 unit
2	2 units
3	3 units
4	4 units
5	5 units
6	6 units
7	7 units
8	8 units

5 Size of Basic Units	
2	2"
3	3"
4	4"

6 Manifold Outlet Size	
2	2"
3	3"
4	4"
6	6"
8	8"
10	10"
12	12"
14	14"

7 Connection Type	
T	Threaded BSP
UF	Universal flange (ARKAL)
V	Victaulic
A	ASA (ANSI)
B	BSTD
D	DIN

8 Filtration Grade (microns)	
400MIC	400 MIC = 40mesh
200MIC	200 MIC = 80mesh
130MIC	130 MIC = 120mesh
100MIC	100 MIC = 140mesh
55MIC	55 MIC = 200mesh
20MIC	20 MIC = 600mesh

9 Controller and Voltage	
F110AC SOL DC	Filtron 1-10 (Input 100-240 VAC, Output 12 VDC)
F110DC SOL DC	Filtron 1-10 (Input 12 VDC, Output 12 VDC)
Systems without Controller	
SOL AC+DP	Solenoids Bacsol AC + united DP
SOL DC+DP	Solenoids Bacsol DC + united DP
SOL AC	Solenoids Bacsol AC without DP
SOL DC	Solenoids Bacsol DC without DP
W/O COMMAND	Without controller and solenoids

Standards

- All systems come with bermad back flush plastic valves
- All twin systems come with inlet from the top manifold
- All systems with controller come with the combined (AC/DC) filtron 1-10 (with or without AC adaptor)
- All systems with controller come with bacsol DC solenoid
- All systems with controller come with 8mm PE tubes
- All systems without controller come with AC or DC solenoids (according to the request) and united DP
- All standard system are PN10, All LCE systems are PN6
- All flanges above 6" are DIN PN10 or ANSI 125 or BSTD (accordingly)

Manual Disc Filters

Engineered for efficient operation year after year. Plastic rings (discs) stack together creating a cylindrical filter element. During filtration, the discs are compressed together effectively filtering the water and protecting the system from clogging.



Very high efficiency



Easy maintenance



Long lasting

/ Benefits & Features

- **Very high efficiency** Disc filtration is depth filtration, making it effective filtration for surface water and water containing organic contaminants. Thanks to a special design of the disc's grooves, they offer the industry's highest filtration efficiency.
- **Easy maintenance** Reduce maintenance and disruptions with industry-leading filtration volume.
- **Long lasting** Enjoy long-term reliability with durable, anti-corrosive materials designed to withstand harsh environments.
- **Versatility** Different diameters and configurations that correspond precisely to the flow rate of your system, ensuring optimal filtration efficiency.

/ Applications

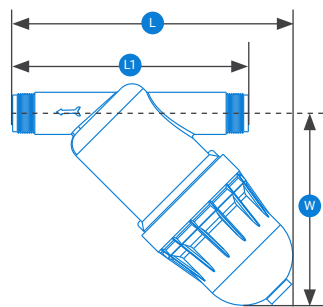
- Primary or secondary automatic filter for maximum protection in systems irrigating with surface water that contains algae and other organic matter such as reservoirs, canals, rivers and wastewater applications.
- Primary filtration for small holders, for use with well water and/or single use dripline/sprinkler/micro-sprinkler applications.
- Secondary filtration for media filter systems and sand separators.
- In-field secondary filters for enhanced protection.

/ Specifications

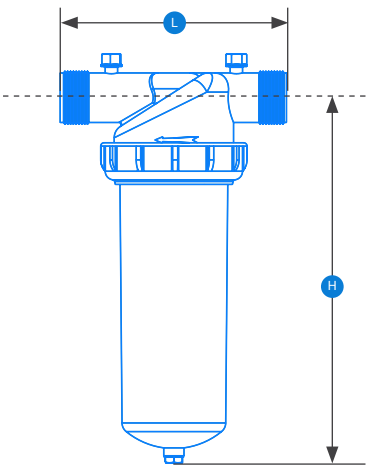
- Maximum operating pressure: 10 bar (140 psi).
- Flow rate: up to 160 m³/h, according to the chosen model.
- Made of robust high-quality, non-corrosive materials.
- In line models to minimize the local head loss.

3/4", 1", 1 1/2"

→ Technical dimesions



NOTE: Technical dimension sktches are not in proportional view



→ Technical data



3/4" w/o Valve	3/4" w/o Valve
Max. working pressure (bar)	10
Recommended flow rate (m³/h) 400-100 micron (40-140 mesh)	4
Filtration area (cm²)	160
Distance between connections (mm) - L	151
Total length (mm) – L1	179
Height (mm) - H	122
Weight (kg)	0.37

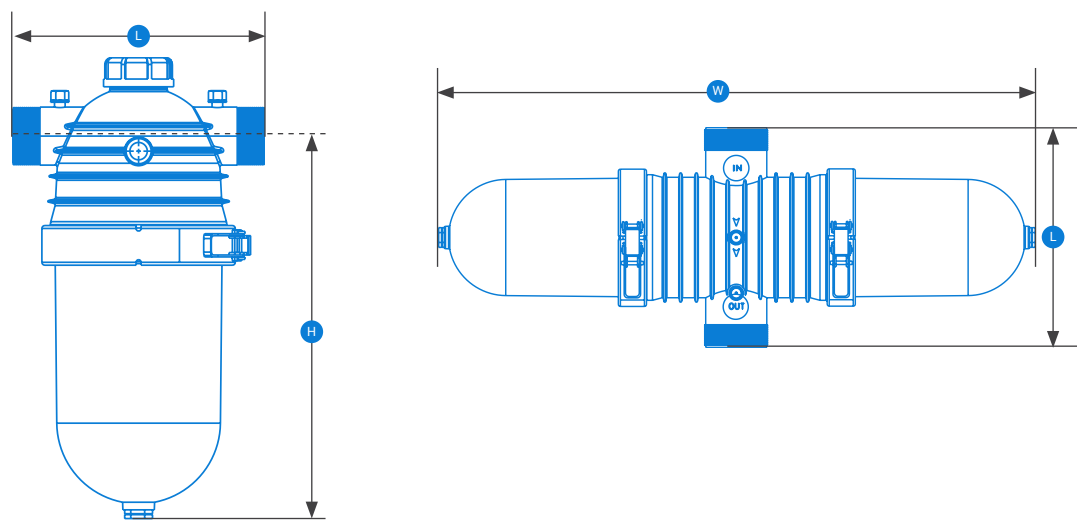
*It is possible to order this model with a on-off valve assembled.



	1"	1" Super	1 1/2"	1 1/2" Super
Max. working pressure (bar)	10			
Recommended flow rate (m³/h) 400-100 micron (40-140 mesh)	6	8	8	12
Recommended flow rate (m³/h) 55 micron (240 mesh)	4	6	5	8
Filtration area (cm²)	306	500	306	500
Filtration volume (cm³)	360	592	360	592
Distance between connections (mm) - L	158	158	201	201
Height (mm) - H	212	317	219	324
Weight (kg)	1.10	1.40	1.30	1.50

Dual 2", Twin 3"

→ Technical dimesions



NOTE: Technical dimension sktches are not in proportional view

→ Technical data

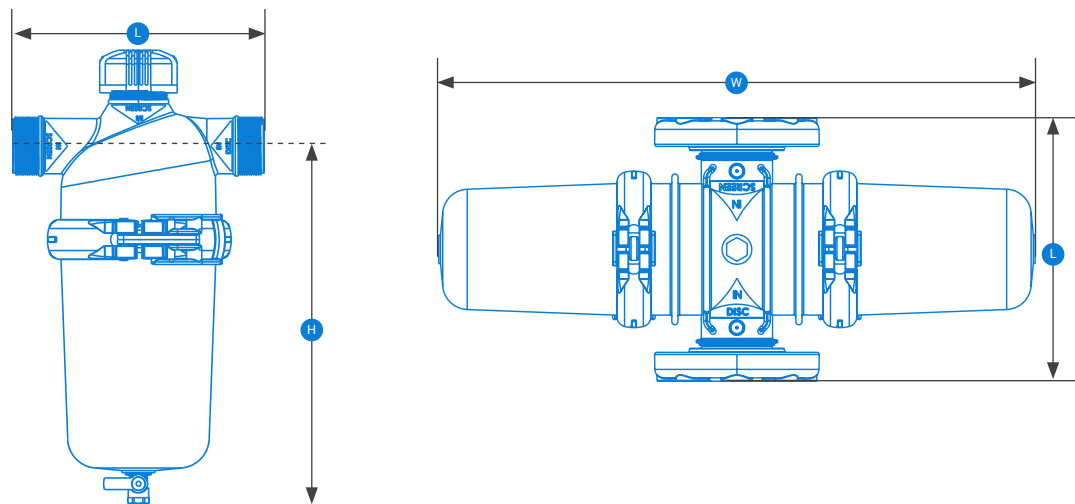


	Dual 2"	Twin 3"
Max. working pressure (bar)	10	
Recommended flow rate (m³/h) 400-100 micron (40-140 mesh)	25	50
Recommended flow rate (m³/h) 70 micron (200 mesh)	20	40
Recommended flow rate (m³/h) 55 micron (270 mesh)	17	34
Filtration area (cm²)	950	1990
Filtration volume (cm³)	1225	2450
Distance between connections (mm) - L	260	320
Height (mm) - H	396	N/R
Width (mm) - W	N/R	870
Weight (kg) (Flanged)	5.00	13.95
Weight (kg) (Victaulic, Threaded)	N/R	9.85

N/R = Non relevant

Dual Lite 2", Twin Lite 3"

→ Technical dimesions



NOTE: Technical dimension sktches are not in proportional view

→ Technical data

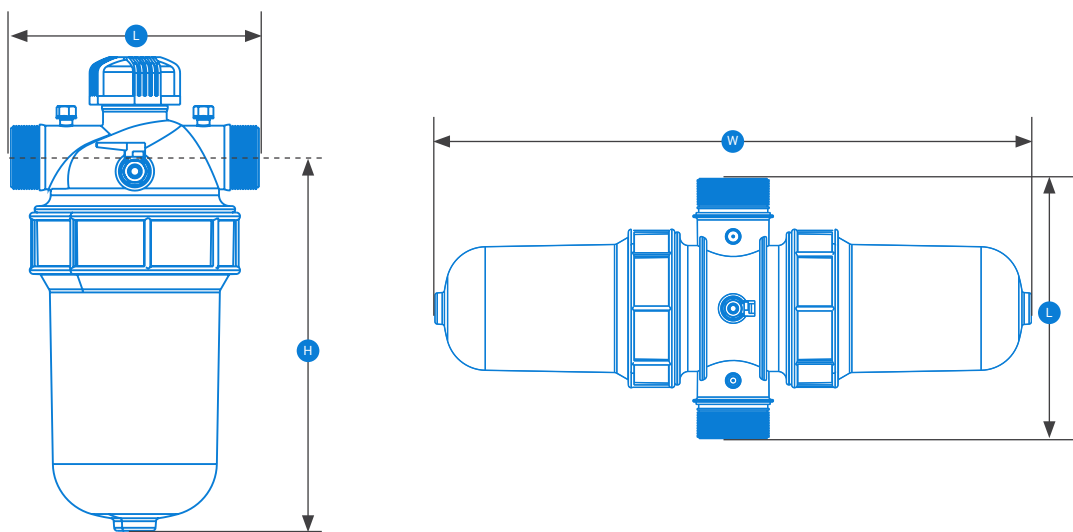


	Dual Lite 2"	Twin Lite 3"
Max. working pressure (bar)	10	
Recommended flow rate (m³/h) 400-100 micron (40-140 mesh)	25	50
Recommended flow rate (m³/h) 70 micron (200 mesh)	20	40
Recommended flow rate (m³/h) 55 micron (270 mesh)	17	34
Filtration area (cm²)	950	1990
Filtration volume (cm³)	1225	2450
Distance between connections (mm) - L	260	320
Height (mm) - H	362	N/R
Width (mm) - W	N/R	724
Weight (kg)	3.00	N/R
Weight (kg) (Flanged)	N/R	5.90

N/R = Non relevant

Leader 2" and 3"

→ Technical dimesions



NOTE: Technical dimension sktches are not in proportional view

→ Technical data



	Leader 2"	Leader 3"
Max. working pressure (bar)	10	
Recommended flow rate (m³/h) 400-100 micron (40-140 mesh)	25	50
Recommended flow rate (m³/h) 70 micron (200 mesh)	20	40
Recommended flow rate (m³/h) 55 micron (270 mesh)	17	34
Filtration area (cm²)	950	1990
Filtration volume (cm³)	1225	2450
Distance between connections (mm) - L	230	320
Height (mm) - H	346	N/R
Width (mm) - W	N/R	734
Weight (kg) (Flanged)	2.00	8.00
Weight (kg) (Victaulic, Threaded)	N/R	6.30

N/R = Non relevant

Super Angle 3" and 4"

Angled, manual disc filters

Engineered for efficient operation year after year. Plastic rings (discs) stack together creating a cylindrical filter element. During filtration, the discs are compressed together effectively filtering the water and protecting the system from clogging.



Very high
efficiency



Easy
maintenance



Long
lasting

/ Benefits & Features

- | | |
|------------------------|---|
| → Very high efficiency | Disc filtration is depth filtration, making it effective filtration for surface water and water containing organic contaminants. Thanks to a special design of the disc's grooves, they offer the industry's highest filtration efficiency. |
| → Easy maintenance | Reduce maintenance and disruptions with industry-leading filtration volume. |
| → Long lasting | Enjoy long-term reliability with durable, anti-corrosive materials designed to withstand harsh environments. |
| → Versatility | Different diameters and configurations that correspond precisely to the flow rate of your system, ensuring optimal filtration efficiency. |

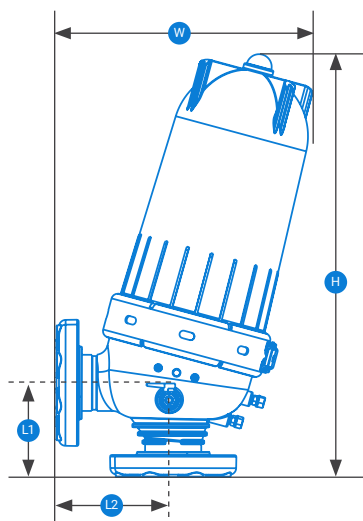
/ Applications

- Primary or secondary automatic filter for maximum protection in systems irrigating with surface water that contains algae and other organic matter such as reservoirs, canals, rivers and wastewater applications.
- Primary filtration for small holders, for use with well water and/or single use dripline/sprinkler/micro-sprinkler applications.
- Secondary filtration for media filter systems and sand separators.
- In-field secondary filters for enhanced protection.

/ Specifications

- Maximum operating pressure: 10 bar (140 psi).
- Flow rate: up to 160 m³/h, according to the chosen model.
- Made of robust high-quality, non-corrosive materials.
- Suitable for sea and brackish water.

→ Technical dimensions



NOTE: Technical dimension sketches are not in proportional view



→ Technical data

	Super Angle 3°	Super Angle 4°
Max. working pressure (bar)	10	
Recommended flow rate (m³/h) 400-100 micron (40-140 mesh)	50	60
Filtration area (cm²)	1852	1852
Filtration volume (cm³)	2223	2223
Height (mm) - H	339	662
Width (mm) - W	397	397
L1 (mm)	149	145
L2 (mm)	158	185
Weight (kg) (Flanged)	12.25	13.50
Weight (kg) (Victaulic, Threaded)	11.05	11.40

Super Leader 4" and 6"

Twin manual disc filters

Engineered for efficient operation year after year. Plastic rings (discs) stack together creating a cylindrical filter element. During filtration, the discs are compressed together effectively filtering the water and protecting the system from clogging.



Very high
efficiency



Easy
maintenance



Long
lasting

/ Benefits & Features

- | | |
|------------------------|---|
| → Very high efficiency | Disc filtration is depth filtration, making it effective filtration for surface water and water containing organic contaminants. Thanks to a special design of the disc's grooves, they offer the industry's highest filtration efficiency. |
| → Easy maintenance | Reduce maintenance and disruptions with industry-leading filtration volume. |
| → Long lasting | Enjoy long-term reliability with durable, anti-corrosive materials designed to withstand harsh environments. |
| → Versatility | Different diameters and configurations that correspond precisely to the flow rate of your system, ensuring optimal filtration efficiency. |

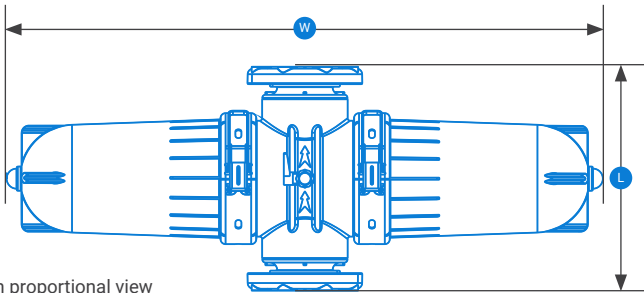
/ Applications

- Primary or secondary automatic filter for maximum protection in systems irrigating with surface water that contains algae and other organic matter such as reservoirs, canals, rivers and wastewater applications.
- Primary filtration for small holders, for use with well water and/or single use dripline/sprinkler/micro-sprinkler applications.
- Secondary filtration for media filter systems and sand separators.
- In-field secondary filters for enhanced protection.

/ Specifications

- Maximum operating pressure: 10 bar (140 psi).
- Flow rate: up to 160 m³/h, according to the chosen model.
- Made of robust high-quality, non-corrosive materials.
- Suitable for sea and brackish water.

→ Technical dimesions



NOTE: Technical dimension sktches are not in proportional view

→ Technical data



	Super Leader 4"	Super Leader 6"
Max. working pressure (bar)	10	
Recommended flow rate (m³/h) 400-100 micron (40-140 mesh)	110	160
Filtration area (cm²)	3704	3704
Filtration volume (cm³)	4446	4446
Distance between connections (mm) - L	445	415
Width (mm) - W	1184	1184
Weight (kg)	24.65	26.40

/ Screen Filters

orbia




Precision
Agriculture



ScreenGuard™

Automatic, metal screen filter

Automatic screen filters provide perfect protection for irrigation systems thanks to extra-large filtration area. ScreenGuard™ also incorporate the most effective self-cleaning mechanism, saving labor, water and energy.



Wide filtration
area



Long
lasting



Labor
saving

/ Benefits & Features

- **Wide filtration area** The largest filtration area in the industry prevents more dirt and sand particles from entering the irrigation system, reducing the risk of clogging. Ensuring superior operation even in harsh conditions. Prevents sediment intrusion and enhances system performance.
- **Long lasting** The filter body is made from high quality carbon steel with two-layers coating, offering superb corrosion resistance. The filter screen cylinder is molded with stainless-steel 316 screen incorporating a special weave, providing an extra layer of protection to the irrigation system. Cover and piston made from durable non-corrosive materials for easy, cost-effective and low maintenance.
- **Labor saving** Thanks to its cleaning mechanism, the screen can be perfectly cleaned without disassembling the filters and without disrupting the irrigation process. Results in lower labor costs due to less back-flush events even in harsh water conditions. By requiring fewer back-flush cycles, our screen filters save time and money on routine cleaning and maintenance.
- **A wide range of models** With multiple filtration area options covering a wide range of flow rates, it ensures a perfect fit for different water quality and protection requirements.

/ Applications

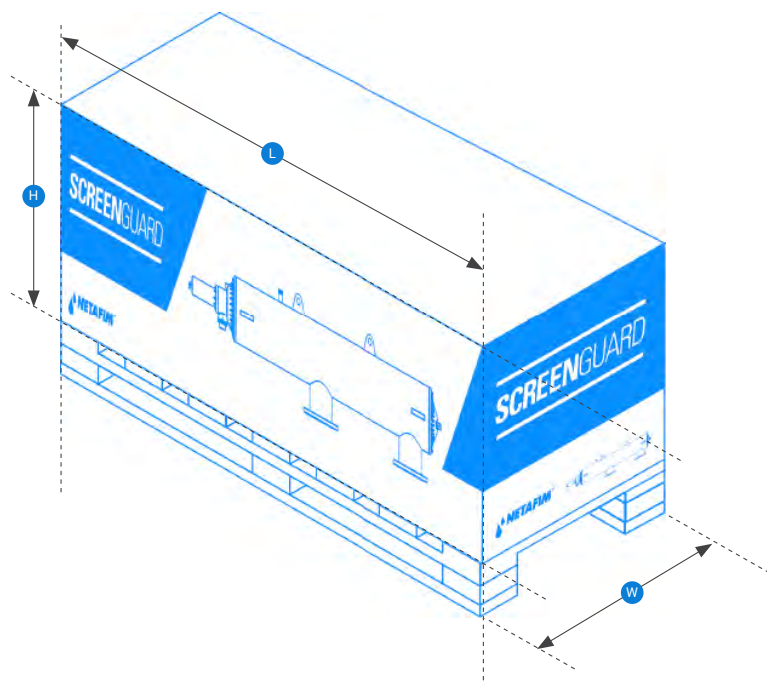
- Primary filtration, for use with well water and/or single use dripline/sprinkler/micro-sprinkler applications.
- Secondary filtration for media filter systems and sand separators.
- In field secondary filters for enhanced protection.

Specifications

- Horizontal or vertical model, with multiple filtration area options covering a wide range of flow rates, ensures a perfect fit for different water quality and protection requirements.
- BT (Bluetooth) controller activated with Netafim™ SG App allows better control of filter performance.
- Multi connection types fit perfectly with any irrigation system.
- Maximum working pressure: 10 bar (145 psi).

→ Logistic data

Model		Connection type	Units per box	Box length L (mm)	Box height H (mm)	Box width W (mm)	Gross weight per box (kg)
Vertical filter	2" Auto Screen	BSP / NPT	1	1070	710	520	47
	3" Auto Screen	BSP / NPT / ANSI / BSTD / ISO	1	1070	710	520	53
	3" Super Auto Screen	BSP / NPT / ANSI / BSTD / ISO	1	1070	710	520	55
	4" Auto Screen	ANSI / BSTD / ISO	1	1070	710	520	58
	4" Super Auto Screen	ANSI / BSTD / ISO	1	1620	710	520	76
	6" Auto Screen	ANSI / BSTD / ISO	1	1620	710	520	81
Horizontal filter	4" Auto Screen	ANSI / BSTD / ISO	1	2220	710	570	119
	4" Super Auto Screen	ANSI / BSTD / ISO	1	2620	760	570	156
	6" Auto Screen	ANSI / BSTD / ISO	1	2220	710	570	127
	6" Super Auto Screen	ANSI / BSTD / ISO	1	2620	760	570	159
	8" Auto Screen	ANSI / BSTD / ISO	1	2620	760	570	169
	10" Auto Screen	ANSI / BSTD / ISO	1	2620	760	570	178



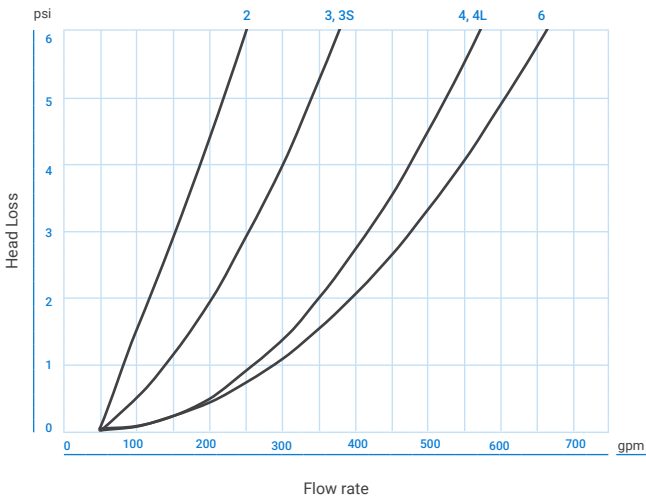
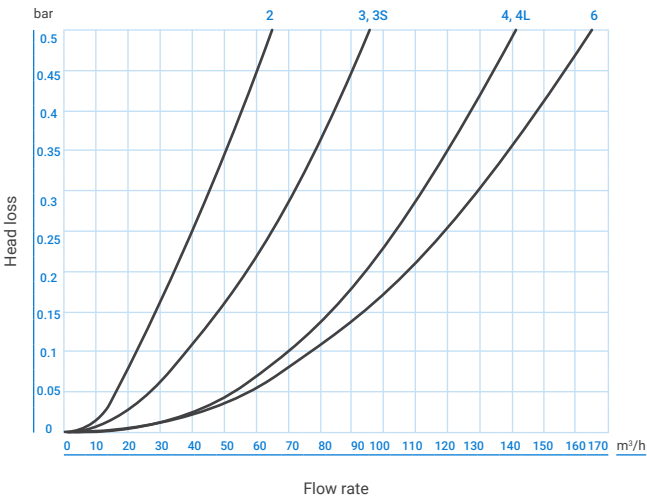
→ Technical information

Model		Filtration area (cm ²)	Available connection types	Maximum recommended flow rate (m ³ /h)	Back-flush flow rate (m ³ /h)	Minimum pressure during back-flush (bar)	Pressure rating (bar)
Vertical filter	2" Auto Screen	1350	BSP / NPT	25	12	2	10
	3" Auto Screen	1350	BSP / NPT / ANSI / BSTD / ISO	35	12	2	10
	3" Super Auto Screen	2000	BSP / NPT / ANSI / BSTD / ISO	50	18	2	10
	4" Auto Screen	2000	ANSI / BSTD / ISO	75	18	2	10
	4" Super Auto Screen	2700	ANSI / BSTD / ISO	80	12	2	10
	6" Auto Screen	2700	ANSI / BSTD / ISO	100	12	2	10
Horizontal filter	4" Auto Screen	5300	ANSI / BSTD / ISO	80	24	2	10
	4" Super Auto Screen	7900	ANSI / BSTD / ISO	100	36	2	10
	6" Auto Screen	5300	ANSI / BSTD / ISO	120	24	2	10
	6" Super Auto Screen	7900	ANSI / BSTD / ISO	150	36	2	10
	8" Auto Screen	7900	ANSI / BSTD / ISO	250	36	2	10
	10" Auto Screen	7900	ANSI / BSTD / ISO	300	36	2	10

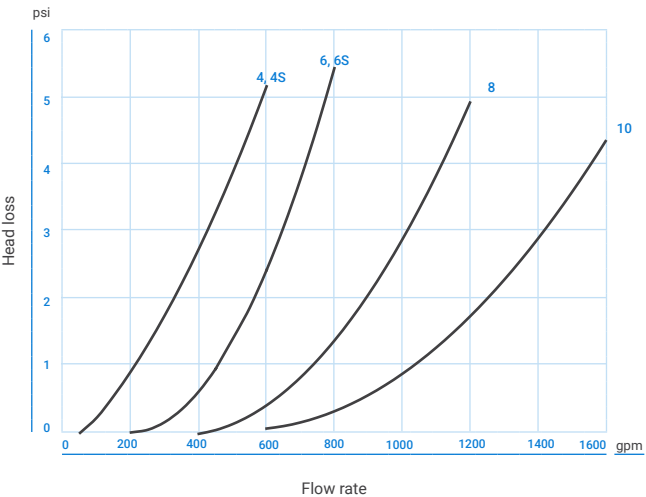
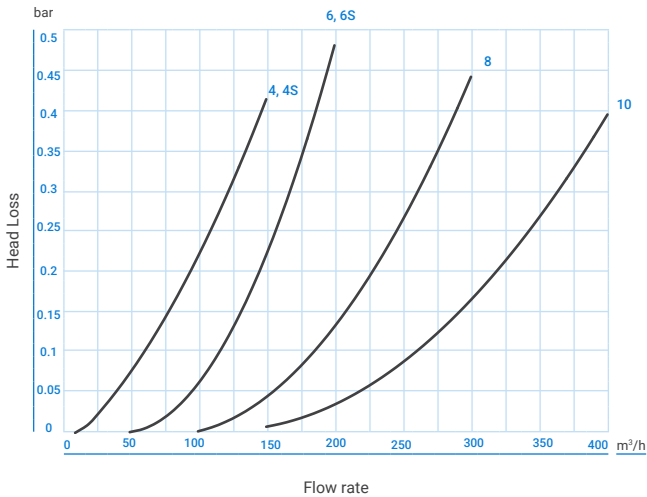
* for larger systems up to 14" with multiple units, please contact Netafim™ representative

→ Head loss

SG Metal Vertical



SG Metal Horizontal



→ **Catalog numbers**

Catalog number starting with 71960 + (any of bellow 6 digits)

Model		100 mic.						130 mic.						200 mic.					
		BSP	NPT	ANSI	BSTD	ISO		BSP	NPT	ANSI	BSTD	ISO		BSP	NPT	ANSI	BSTD	ISO	
						10	16					10	16					10	16
Vertical filter	2"	000099	000102	n/a	n/a	n/a	n/a	000100	000103	n/a	n/a	n/a	n/a	000101	000104	n/a	n/a	n/a	n/a
	3"	000119	000122	000125	000128	000149		000120	000123	000126	000129	000150		000121	000124	000127	000130	000151	
	3" Jumbo	000169	000172	000175	000199	000219		000170	000173	000176	000200	000220		000171	000174	000177	000201	000221	
	4"	n/a	n/a	000222	000225	000249		n/a	n/a	000223	000226	000250		n/a	n/a	000224	000227	000241	
	4" Jumbo	n/a	n/a	000603	000605	000506		n/a	n/a	000602	000601	000600		n/a	n/a	000604	000278	000607	
	6"	n/a	n/a	000610	000613	000620		n/a	n/a	000611	000614	000621		n/a	n/a	000612	000279	000622	
Horizontal filter	4"	n/a	n/a	000252	000269	000272		n/a	n/a	000253	000270	000273		n/a	n/a	000254	000271	000274	
	4" Jumbo	n/a	n/a	000275	000299	000302		n/a	n/a	000276	000300	000303		n/a	n/a	000277	000301	000304	
	6"	n/a	n/a	000305	000319	000322		n/a	n/a	000306	000320	000323		n/a	n/a	000307	000321	000324	
	6" Jumbo	n/a	n/a	000325	000339	000359		n/a	n/a	000326	000340	000360		n/a	n/a	000327	000341	000361	
	8"	n/a	n/a	000379	000399	000419	000439	n/a	n/a	000380	000400	000420	000440	n/a	n/a	000381	000401	000421	000441
	10"	n/a	n/a	000450	000460	000470	000480	n/a	n/a	000451	000461	000471	000481	n/a	n/a	000452	000462	000472	000482

- SAP codes includes SG1 BT controller, for other controller type please contact Netafim™ representative

- For other filtration grades, please contact Netafim™ representative

ScreenGuard™

Semi-automatic, in line, metal screen filter

Extra large filtration area with cleaning mechanism which allows super-easy cleaning of the screen.

High corrosion and UV protection.



Wide filtration
area



Labor
saving



Long
lasting

/ Benefits & Features

- **Wide filtration area** The largest filtration area in the industry prevents more dirt and sand particles from entering the irrigation system, reducing the risk of clogging. Ensuring superior operation even in harsh conditions. Prevents sediment intrusion and enhances system performance.
- **Labor saving** Thanks to its cleaning mechanism, the screen can be perfectly cleaned with a single turn of the handle without disassembling the filters and without disrupting the irrigation process. Results in lower labor costs due to less back-flush events even in harsh water conditions. By requiring less back-flush cycles, our screen filters save time and money on routine cleaning and maintenance.
- **Long lasting** The filter screen cylinder is molded with stainless-steel 316L screen for better longevity. The filter housing is coated with dual layers for better UV and corrosion protection.
- **A wide range of models** With multiple filtration area options covering a wide range of flow rates, it ensures a perfect fit for different water quality and protection requirements.

/ Applications

- Primary filtration, for use with well water and/or single use dripline/sprinkler/micro-sprinkler applications.
- Secondary filtration for media filter systems and sand separators.
- In-field secondary filters for enhanced protection.

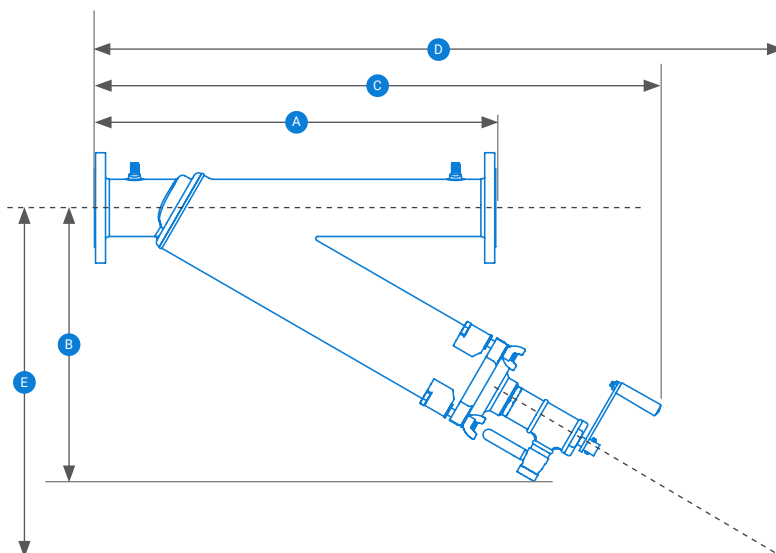
/ Specifications

- The filter body is made from high-quality carbon steel with a phenolic coating that protects against rust, and the cover and piston are made from a durable anti-corrosion composite.
- Different micron rating screens suit a variety of applications.
- Highly reliable and durable operation over time with maximum operating pressure of 10 bar / 145 psi.

→ Technical dimensions

Connection diameter	A (mm)	B (mm)	C (mm)	D (mm)*	E (mm)*
1½"	420	373	625	802	550
2"	420	373	602	778	550
3"	600	434	891	1324	685
4"	800	545	1126	1775	920
6"	900	611	1041	1445	942
8"	1000	777	1477	2378	1293

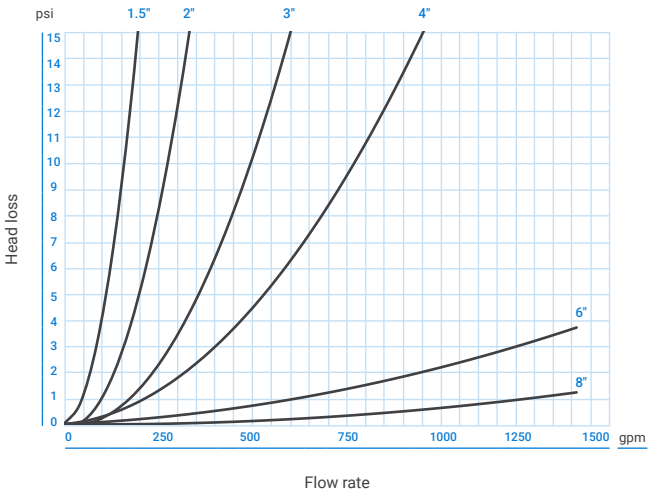
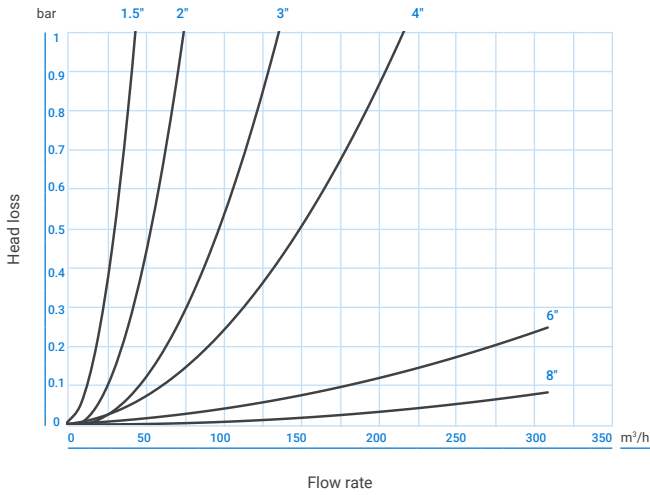
* Minimum distance to draw screen



→ Technical information

Model	Filtration area (cm²)	Available connection types	Max. recommended flow rate (m³/h)	Pressure rating (bar)
1½"	850	BSP / NPT	15	10
2"	850	BSP / NPT / VIC	25	10
3"	1700	BSP / NPT / VIC / ANSI / ISO / BSTD	50	10
4"	2550	VIC / ANSI / ISO / BSTD	80	10
6"	4000	VIC / ANSI / ISO / BSTD	160	10
8"	6350	VIC / ANSI / ISO10 / VIC16 / BSTD	250	10

→ Head loss



→ Logistic data

Catalog number starting with 71980 + (any of bellow 6 digits)

Model	Conn. type	100 mic.	130 mic.	200 mic.	Box					Pallet				
					Units per box	Length	Width	Height	Gross weight per box (kg)	Boxes per pallet	Length	Width	Height	Gross weight per pallet (kg)
						(mm)	(mm)	(mm)			(mm)	(mm)	(mm)	
1½"	BSP	00830	000832	000834	1	500	500	220	10	30	1500	1020	1100	300
	NPT	00831	000833	000835		500	500	220	10	30	1500	1020	1100	300
2"	BSP	000841	000844	000847		500	500	220	10	30	1500	1020	1100	300
	NPT	000842	000845	000848		500	500	220	10	30	1500	1020	1100	300
	Grooved	000840	000843	000846		500	500	220	10	30	1500	1020	1100	300
3"	BSP	000860	000866	000872		780	600	220	20	20	1560	1,200	1100	400
	NPT	000861	000867	000873		780	600	220	20	20	1560	1,200	1100	400
	Grooved	000862	000868	000874		780	600	220	20	20	1560	1,200	1100	400
	ISO	000863	000869	000875		780	600	220	29	20	1560	1,200	1100	580
	BSTD	000865	000871	000877		780	600	220	29	20	1560	1,200	1100	580
	ANSI	000864	000870	000876		780	600	220	29	20	1560	1,200	1100	580
4"	Grooved	000890	000894	000902		1020	730	220	27	10	1500	1020	1100	270
	ISO	000891	000895	000903		1020	730	220	37	10	1500	1020	1100	370
	BSTD	000893	000901	000905		1020	730	220	37	10	1500	1020	1100	370
	ANSI	000892	000900	000904		1020	730	220	37	10	1500	1020	1100	370
6"	Grooved	000910	000914	000918		1090	790	375	70	1	1090	790	375	70
	ISO	000911	000915	000919		1090	790	375	84	1	1090	790	375	84
	BSTD	000913	000917	000921		1090	790	375	84	1	1090	790	375	84
	ANSI	000912	000916	000920		1090	790	375	84	1	1090	790	375	84
8"	Grooved	000930	000935	000940		1390	990	375	92	1	1390	990	375	92
	ISO10	000931	000936	000941		1390	990	375	108	1	1390	990	375	108
	ISO16	000932	000937	000942		1390	990	375	108	1	1390	990	375	108
	BSTD	000934	000939	000944		1390	990	375	108	1	1390	990	375	108
	ANSI	000933	000938	000943		1390	990	375	108	1	1390	990	375	108

For other filtration grade, please contact Netafim™ representative

ScreenGuard™

Semi-automatic, on line, metal screen filter

Extra large filtration area with cleaning mechanism which allows super-easy cleaning of the screen.

High corrosion and UV protection.



Wide filtration
area



Labor
saving



Long
lasting

/ Benefits & Features

- **Wide filtration area** The largest filtration area in the industry prevents more dirt and sand particles from entering the irrigation system, reducing the risk of clogging. Ensuring superior operation even in harsh conditions. Prevents sediment intrusion and enhances system performance.
- **Labor saving** Thanks to its cleaning mechanism, the screen can be perfectly cleaned with a single turn of the handle without disassembling the filters and without disrupting the irrigation process. Results in lower labor costs due to less back-flush events even in harsh water conditions. By requiring less back-flush cycles, our screen filters save time and money on routine cleaning and maintenance.
- **Long lasting** The filter screen cylinder is molded with stainless-steel 316L screen for better longevity. The filter housing is coated with dual layers for better UV and corrosion protection.
- **A wide range of models** With multiple filtration area options covering a wide range of flow rates, it ensures a perfect fit for different water quality and protection requirements.

/ Applications

- Primary filtration, for use with well water and/or single use dripline/sprinkler/micro-sprinkler applications.
- Secondary filtration for media filter systems and sand separators.
- In-field secondary filters for enhanced protection.

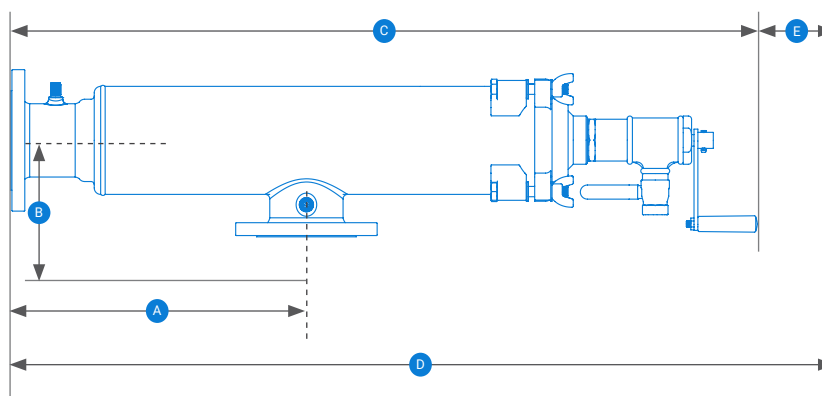
/ Specifications

- The filter body is made from high-quality carbon steel with a phenolic coating that protects against rust, and the cover and piston are made from a durable anti-corrosion composite.
- Different micron rating screens suit a variety of applications.
- Highly reliable and durable operation over time with maximum operating pressure of 10 bar / 145 psi.

→ Technical dimensions

Connection diameter	A (mm)	B (mm)	C (mm)	D (mm)*	E (mm)*
1 1/2"	210	150	667	917	250
2"	210	150	653	903	250
3"	340	150	920	1410	490
4"	460	150	1161	1911	750
6"	450	250	1226	1916	690
8"	630	250	1690	2750	1060

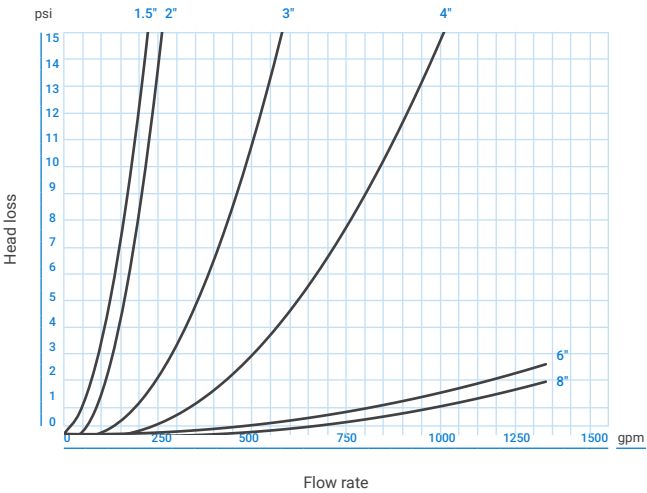
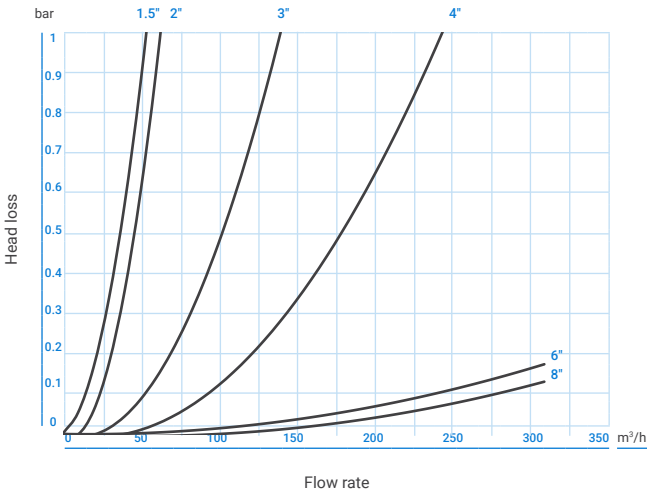
* Minimum distance to draw screen



→ Technical information

Model	Filtration area (cm ²)	Available connection types	Max. recommended flow rate (m ³ /h)	Pressure rating (bar)
1 1/2"	850	BSP / NPT	15	10
2"	850	BSP / NPT / VIC	25	10
3"	1700	BSP / NPT / VIC / ANSI / ISO / BSTD	50	10
4"	2550	VIC / ANSI / ISO / BSTD	80	10
6"	4000	VIC / ANSI / ISO / BSTD	160	10
8"	6350	VIC / ANSI / ISO10 / VIC16 / BSTD	250	10

→ Head loss



→ Logistic data

Catalog number starting with 71980 + (any of bellow 6 digits)

					Box					Pallet				
Model	Conn. type	100 mic.	130 mic.	200 mic.	Units per box	Length	Width	Height	Gross weight per box (kg)	Boxes per pallet	Length	Width	Height	Gross weight per pallet (kg)
						(mm)	(mm)	(mm)			(mm)	(mm)	(mm)	
1½"	BSP	000950	000952	000954	1	630	270	220	10	40	1260	1080	1100	400
	NPT	000951	000953	000955		630	270	220	10	40	1260	1080	1100	400
2"	BSP	000961	000964	000967		600	270	220	10	40	1260	1080	1100	400
	NPT	000962	000965	000968		600	270	220	10	40	1260	1080	1100	400
	Grooved	000960	000963	000966		600	270	220	10	40	1260	1080	1100	400
3"	BSP	000970	000976	000982		870	270	220	18	25	1140	1080	1100	450
	NPT	000971	000977	000983		870	270	220	18	25	1140	1080	1100	450
	Grooved	000972	000978	000984		870	270	220	18	25	1140	1080	1100	450
	ISO	000973	000979	000985		870	270	220	27	25	1140	1080	1100	675
	BSTD	000975	000981	000987		870	270	220	27	25	1140	1080	1100	675
	ANSI	000974	000980	000986		870	270	220	27	25	1140	1080	1100	675
4"	Grooved	001000	001004	001008		1115	290	220	23	20	1140	1080	1100	460
	ISO	001001	001005	001009		1115	290	220	33	20	1140	1080	1100	660
	BSTD	001003	001007	001011		1115	290	220	33	20	1140	1080	1100	660
	ANSI	001002	001006	001010		1115	290	220	33	20	1140	1080	1100	660
6"	Grooved	001020	001024	001028		1170	470	375	64	1	1170	470	375	64
	ISO	001021	001025	001029		1170	470	375	77	1	1170	470	375	77
	BSTD	001023	001027	001031		1170	470	375	77	1	1170	470	375	77
	ANSI	001022	001026	001030		1170	470	375	77	1	1170	470	375	77
8"	Grooved	001040	001045	001050		1520	470	375	84	1	1520	470	375	84
	ISO10	001041	001046	001051		1520	470	375	102	1	1520	470	375	102
	ISO16	001042	001047	001052		1520	470	375	102	1	1520	470	375	102
	BSTD	001044	001049	001054		1520	470	375	102	1	1520	470	375	102
	ANSI	001043	001048	001053		1520	470	375	102	1	1520	470	375	102

For other filtration grade, please contact Netafim™ representative

ScreenGuard™

Manual, in line, metal screen filter

Offer high corrosion and UV protection with large filtration area which result to better filtration efficiency, excellent irrigation uniformity and less maintenance.



Wide filtration
area



Long
lasting



Versatility

/ Benefits & Features

- **Wide filtration area** The largest filtration area in the industry prevents more dirt and sand particles from entering the irrigation system, reducing the risk of clogging. Ensuring superior operation even in harsh conditions. Prevents sediment intrusion and enhances system performance.
- **Long lasting** The filter screen cylinder is molded with stainless-steel 316L screen for better longevity. The filter housing is coated with dual layers for better UV and corrosion protection.
- **Versatility** A wide range of diameters and configurations that correspond precisely to the flow rate of your system, ensuring optimal filtration efficiency.
- **A wide range of models** With multiple filtration area options covering a wide range of flow rates, it ensures a perfect fit for different water quality and protection requirements.

/ Applications

- Primary filtration, for use with well water and/or single use dripline/sprinkler/micro-sprinkler applications.
- Secondary filtration for media filter systems and sand separators.
- In-field secondary filters for enhanced protection.

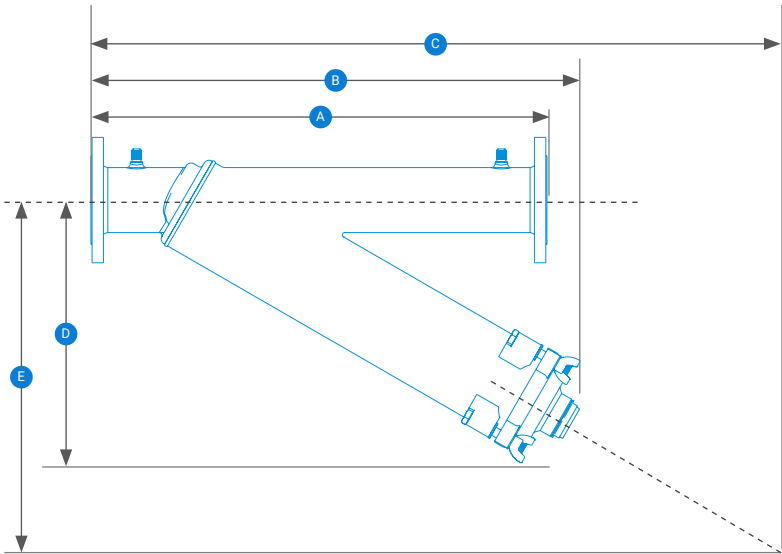
/ Specifications

- The filter body is made from high-quality carbon steel with a phenolic coating that protects against rust, and a durable anti-corrosion composite.
- Different micron rating screens suit a variety of applications.
- Highly reliable and durable operation over time with maximum operating pressure of 10 bar / 145 psi.

→ Technical dimensions

Connection diameter	A (mm)	B (mm)	C (mm)	D (mm)*	E (mm)*
1 1/2"	420	396	535	260	397
2"	420	373	510	260	397
3"	600	627	1,037	350	560
4"	800	856	1,483	460	796
6"	900	872	1,471	550	889
8"	1000	1195	2112	715	1243

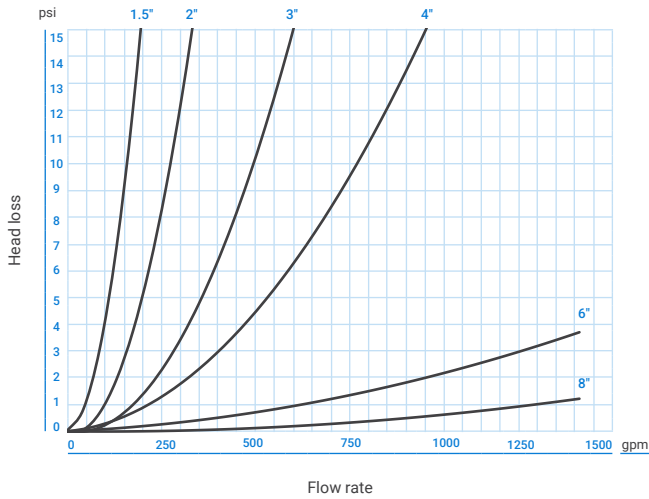
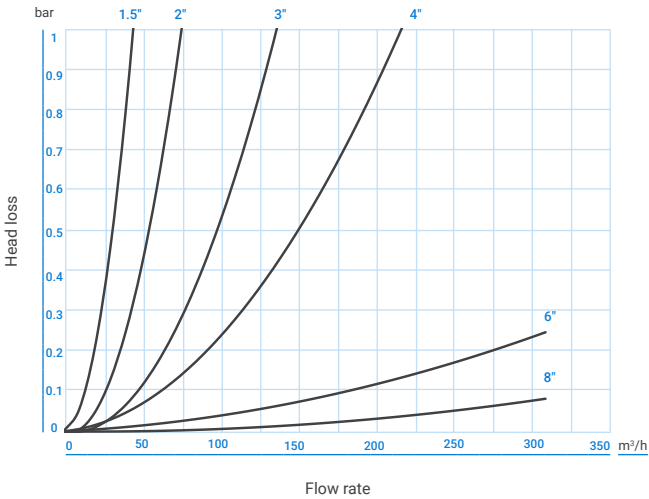
* Minimum distance to draw screen



→ Technical information

Model	Filtration area (cm ²)	Available connection types	Maximum recommended flow rate (m ³ /h)	Drain valve diameters	Pressure rating (bar)
1 1/2"	850	BSP / NPT	15	2"	10
2"	850	BSP / NPT / VIC	25	2"	10
3"	1700	BSP / NPT / VIC / ANSI / ISO / BSTD	50	2"	10
4"	2550	VIC / ANSI / ISO / BSTD	80	2"	10
6"	4000	VIC / ANSI / ISO / BSTD	160	2"	10
8"	6350	VIC / ANSI / ISO10 / VIC16 / BSTD	250	2"	10

→ Head loss



→ Logistic data

Catalog number starting with 71980 + (any of bellow 6 digits)


							Box					Pallet				
Model	Conn. Type	100 mic.	130 mic.	200 mic.	300 mic.	500 mic.	Units per box	Length	Width	Height	Gross weight per box	Boxes per pallet	Length	Width	Height	Gross weight per pallet (kg)
								(mm)	(mm)	(mm)	(kg)		(mm)	(mm)	(mm)	
1½"	BSP	-	000400	000402	000404	000406	1	500	500	220	10	30	1500	1020	1100	300
	NPT	-	000401	000403	000405	000407		500	500	220	10	30	1500	1020	1100	300
2"	BSP	000409	000412	000415	000418	000421		500	500	220	10	30	1500	1020	1100	300
	NPT	000410	000413	000416	000419	000422		500	500	220	10	30	1500	1020	1100	300
	Grooved	000408	000411	000414	000417	000420		500	500	220	10	30	1500	1020	1100	300
3"	BSP	000423	000428	000434	000440	000446		780	600	220	20	20	1560	1,200	1100	400
	NPT	-	000429	000435	000441	000447		780	600	220	20	20	1560	1,200	1100	400
	Grooved	000424	000430	000436	000442	000448		780	600	220	20	20	1560	1,200	1100	400
	ISO	000425	000431	000437	000443	000449		780	600	220	29	20	1560	1,200	1100	580
	BSTD	000427	000433	000439	000445	000451		780	600	220	29	20	1560	1,200	1100	580
	ANSI	000426	000432	000438	000444	000450		780	600	220	29	20	1560	1,200	1100	580
	4"	Grooved	000452	000456	000460	000464		000468	1020	730	220	27	10	1500	1020	1100
ISO		000453	000457	000461	000465	000469		1020	730	220	37	10	1500	1020	1100	370
BSTD		000455	000459	000463	000467	000471		1020	730	220	37	10	1500	1020	1100	370
ANSI		000454	000458	000462	000466	000470		1020	730	220	37	10	1500	1020	1100	370
6"	Grooved	000570	000574	000578	000582	000586		1090	790	375	70	1	1090	790	375	70
	ISO	000571	000575	000579	000583	000587		1090	790	375	84	1	1090	790	375	84
	BSTD	000573	000577	000581	000585	000589		1090	790	375	84	1	1090	790	375	84
	ANSI	000572	000576	000580	000584	000588		1090	790	375	84	1	1090	790	375	84
	8"	Grooved	000600	000605	000610	000615		000620	1390	990	375	92	1	1390	990	375
ISO10		000601	000606	000611	000616	000621		1390	990	375	108	1	1390	990	375	108
ISO16		000602	000607	000612	000617	000622		1390	990	375	108	1	1390	990	375	108
BSTD		000603	000609	000613	000618	000623		1390	990	375	108	1	1390	990	375	108
ANSI		000604	000608	000614	000619	000624		1390	990	375	108	1	1390	990	375	108

For other filtration grade, please contact Netafim™ representative

ScreenGuard™

Manual, on line, metal screen filter

Offer high corrosion and UV protection with large filtration area which result to better filtration efficiency, excellent irrigation uniformity and less maintenance.



Wide filtration
area



Long
lasting



Versatility

/ Benefits & Features

- **Wide filtration area** The largest filtration area in the industry prevents more dirt and sand particles from entering the irrigation system, reducing the risk of clogging. Ensuring superior operation even in harsh conditions. Prevents sediment intrusion and enhances system performance.
- **Long lasting** The filter screen cylinder is molded with stainless-steel 316L screen for better longevity. The filter housing is coated with dual layers for better UV and corrosion protection.
- **Versatility** A wide range of diameters and configurations that correspond precisely to the flow rate of your system, ensuring optimal filtration efficiency.
- **A wide range of models** With multiple filtration area options covering a wide range of flow rates, it ensures a perfect fit for different water quality and protection requirements.

/ Applications

- Primary filtration, for use with well water and/or single use dripline/sprinkler/micro-sprinkler applications.
- Secondary filtration for media filter systems and sand separators.
- In-field secondary filters for enhanced protection.

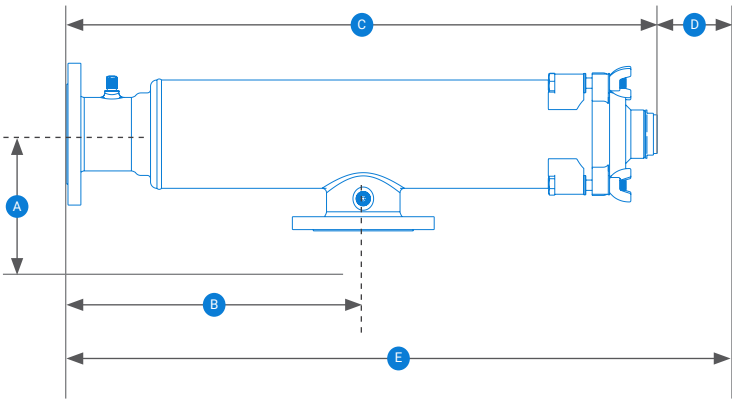
/ Specifications

- The filter body is made from high-quality carbon steel with a phenolic coating that protects against rust, and a durable anti-corrosion composite.
- Different micron rating screens suit a variety of applications.
- Highly reliable and durable operation over time with maximum operating pressure of 10 bar / 145 psi.

→ Technical dimensions

Connection diameter	A (mm)	B (mm)	C (mm)	D (mm)*	E (mm)*
1 1/2"	150	210	420	225	645
2"	150	210	406	220	626
3"	150	340	673	477	1150
4"	150	460	916	729	1645
6"	250	450	938	702	1640
8"	250	630	1302	1023	2325

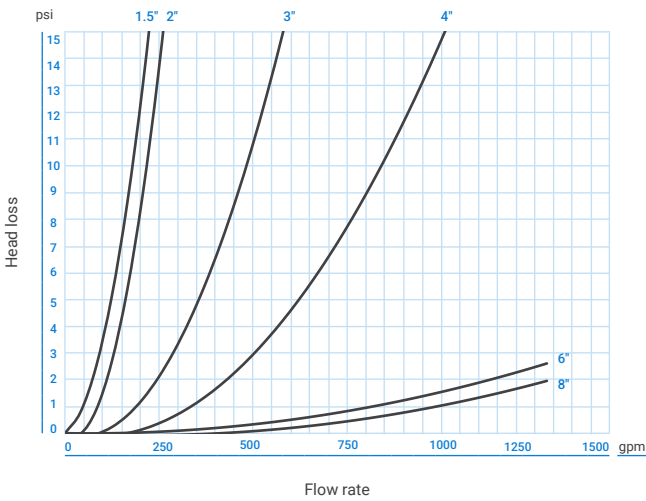
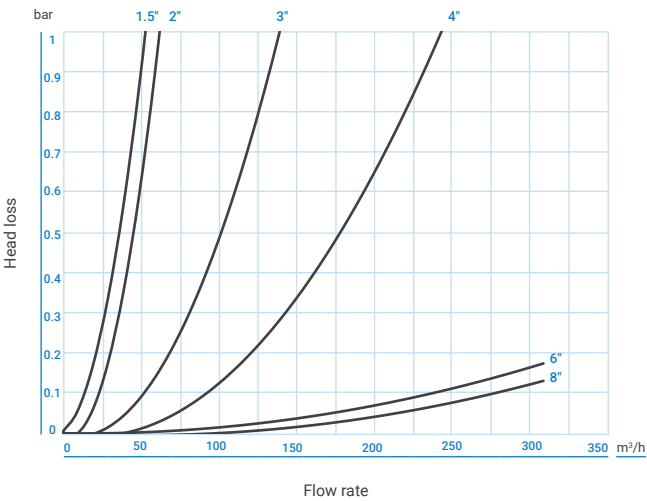
* Minimum distance to draw screen



→ Technical information

Model	Filtration area (cm ²)	Available connection types	Maximum recommended flow rate (m ³ /h)	Drain Valve Diameters	Pressure rating (bar)
1 1/2"	850	BSP / NPT	15	2"	10
2"	850	BSP / NPT / VIC	25	2"	10
3"	1700	BSP / NPT / VIC / ANSI / ISO / BSTD	50	2"	10
4"	2550	VIC / ANSI / ISO / BSTD	80	2"	10
6"	4000	VIC / ANSI / ISO / BSTD	160	2"	10
8"	6350	VIC / ANSI / ISO10 / VIC16 / BSTD	250	2"	10

→ Head loss



→ Logistic data

Catalog number starting with 71980 + (any of bellow 6 digits)

							Box					Pallet				
Model	Conn. type	100 mic.	130 mic.	200 mic.	300 mic.	500 mic.	Units per box	Length	Width	Height	Gross weight per box	Boxes per pallet	Length	Width	Height	Gross weight per pallet (kg)
								(mm)	(mm)	(mm)	(kg)		(mm)	(mm)	(mm)	
1½"	BSP		000500	000503	000504	000506	1	630	270	220	10	40	1260	1080	1100	400
	NPT		000501	000502	000505	000507		630	270	220	10	40	1260	1080	1100	400
2"	BSP		000509	000512	000515	000518		600	270	220	10	40	1260	1080	1100	400
	NPT		000510	000513	000516	000519		600	270	220	10	40	1260	1080	1100	400
	Grooved		000508	000511	000514	000517		600	270	220	10	40	1260	1080	1100	400
3"	BSP		000520	000526	000532	000538		870	270	220	18	25	1140	1080	1100	450
	NPT		000521	000527	000533	000539		870	270	220	18	25	1140	1080	1100	450
	Grooved		000522	000528	000534	000540		870	270	220	18	25	1140	1080	1100	450
	ISO		000523	000529	000535	000541		870	270	220	27	25	1140	1080	1100	675
	BSTD		000525	000531	000537	000543		870	270	220	27	25	1140	1080	1100	675
	ANSI		000524	000530	000536	000542		870	270	220	27	25	1140	1080	1100	675
4"	Grooved		000544	000548	000552	000556		1115	290	220	23	20	1140	1080	1100	460
	ISO		000545	000549	000553	000557		1115	290	220	33	20	1140	1080	1100	660
	BSTD		000547	000551	000555	000559		1115	290	220	33	20	1140	1080	1100	660
	ANSI		000546	000550	000554	000558		1115	290	220	33	20	1140	1080	1100	660
6"	Grooved		000630	000634	000638	000642		1170	470	375	64	1	1170	470	375	64
	ISO		000631	000635	000639	000643		1170	470	375	77	1	1170	470	375	77
	BSTD		000633	000637	000641	000645		1170	470	375	77	1	1170	470	375	77
	ANSI		000632	000636	000640	000644		1170	470	375	77	1	1170	470	375	77
8"	Grooved		000660	000665	000670	000675		1520	470	375	84	1	1520	470	375	84
	ISO10		000661	000666	000671	000676		1520	470	375	102	1	1520	470	375	102
	ISO16		000662	000667	000672	000677		1520	470	375	102	1	1520	470	375	102
	BSTD		000664	000669	000674	000679		1520	470	375	102	1	1520	470	375	102
	ANSI		000663	000668	000673	000678		1520	470	375	102	1	1520	470	375	102

For other filtration grade, please contact Netafim™ representative

ScreenGuard™

Circulating, metal screen filters

Circulating screen filters offer improved particles separation, supported by large filtration area, in addition to the high corrosion and UV protection which result to better filtration efficiency, excellent irrigation uniformity and less maintenance.



Wide filtration
area



Long
lasting



Labor
saving

/ Benefits & Features

- **Wide filtration area** Huge filtration areas prevent more dirt and sand particles from entering the irrigation system, reducing the risk of clogging. Ensuring superior operation even in harsh conditions. Prevents sediment intrusion and enhances system performance.
- **Long lasting** The filter body is made from high quality carbon steel with two-layers coating, offering superb corrosion resistance
The filter screen cylinder is molded with stainless-steel 316 screen incorporating a special weave, providing an extra layer of protection to the irrigation system.
- **Labor saving** Circulating feature, thanks to this cleaning mechanism, the screen can be perfectly cleaned by opening the drain valve, circulating particles such as sand which can be easily drained out of the filter without disrupting the irrigation process. Save time and money on routine cleaning and maintenance.

/ Applications

- Primary filtration, for use with well water and/or single use dripline/sprinkler/micro-sprinkler applications.
- Secondary filtration for media filter systems and sand separators.
- In-field secondary filters for enhanced protection.

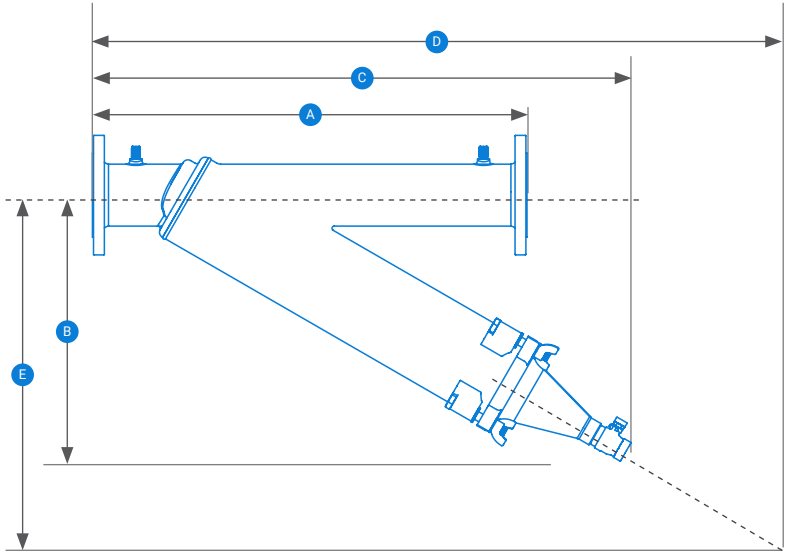
/ Specifications

- Multiple filtration area options covering a wide range of flow rates, ensures a perfect fit for different water quality and protection requirements.
- Multi connection types fit perfectly with any irrigation system.
- Maximum operating pressure: 10 bar / 145 psi.

→ Technical dimensions

Connection diameter	A (mm)	B (mm)	C (mm)	D (mm)*	E (mm)*
1 1/2"	420	343	481	620	502
2"	420	343	458	620	502
3"	600	378	756	1170	615
4"	800	490	991	1617	851
6"	900	550	1031	1630	867
8"	1000	710	1343	2252	1212

* Minimum distance to draw screen



→ Technical information

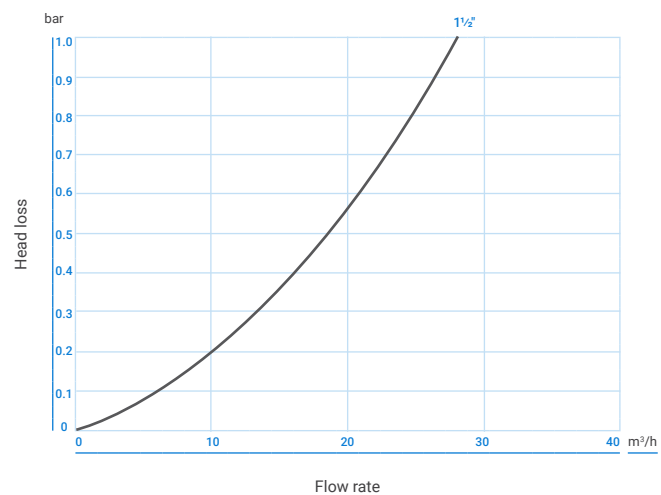
Model	Filtration area (cm ²)	Available connection types	Maximum recommended flow rate (m ³ /h)	Pressure rating (bar)
1 1/2"	850	BSP / NPT	According to disc type	10
2"	850	BSP / NPT / VIC		10
3"	1700	BSP / NPT / VIC / ANSI / ISO / BSTD		10
4"	2550	VIC / ANSI / ISO / BSTD		10
6"	4000	VIC / ANSI / ISO / BSTD		10
8"	6350	VIC / ANSI / ISO10 / VIC16 / BSTD		10

Disc type	Model											
	1 1/2"		2"		3"		4"		6"		8"	
	Min. (m ³ /h)	Max. (m ³ /h)	Min. (m ³ /h)	Max. (m ³ /h)	Min. (m ³ /h)	Max. (m ³ /h)	Min. (m ³ /h)	Max. (m ³ /h)	Min. (m ³ /h)	Max. (m ³ /h)	Min. (m ³ /h)	Max. (m ³ /h)
A	6.5	17	6.5	17	6.5	17	6.5	17	32	45		
B			12	32	12	32	12	32	39	68		
C			17	34	17	37	17	37	62	95		
D			24	40	24	50	24	55	84	140	98	140
E					35	55	35	63	118	220	140	227
F					50	70	50	75			204	295
ND					65	80	70	95				

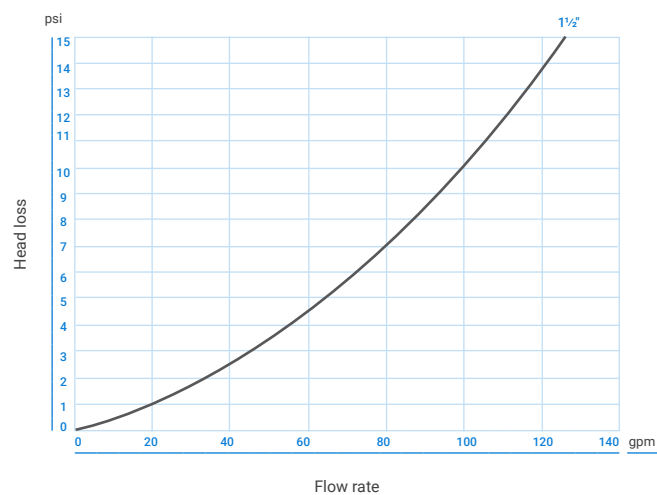
ND = No discs

→ Head loss

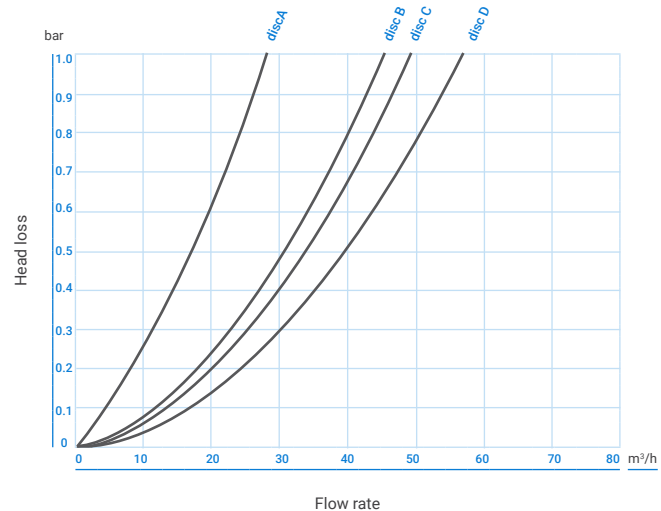
Circulating filter 1½"



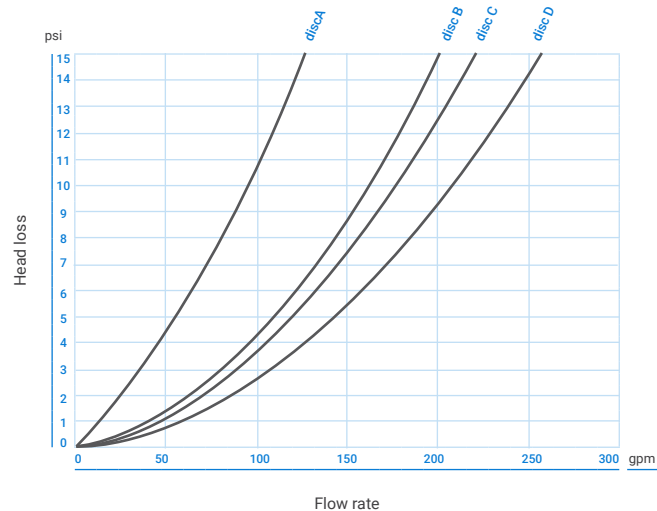
Circulating filter 1½"



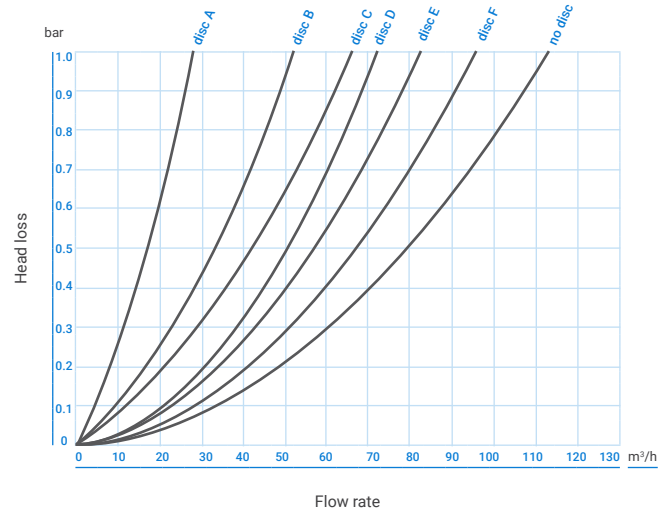
Circulating filter 2"



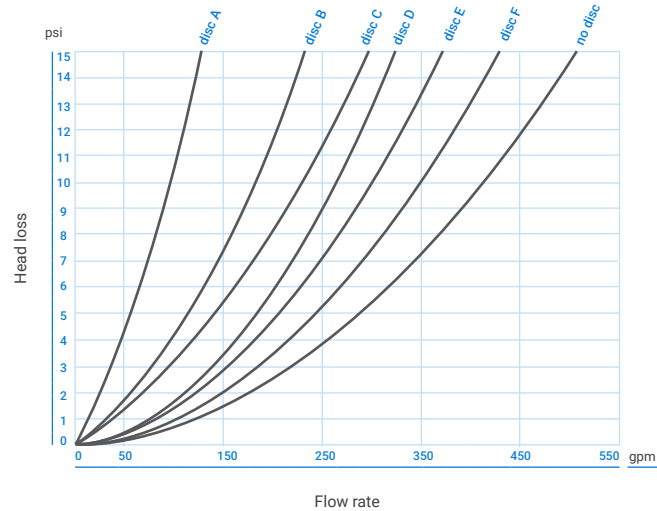
Circulating filter 2"



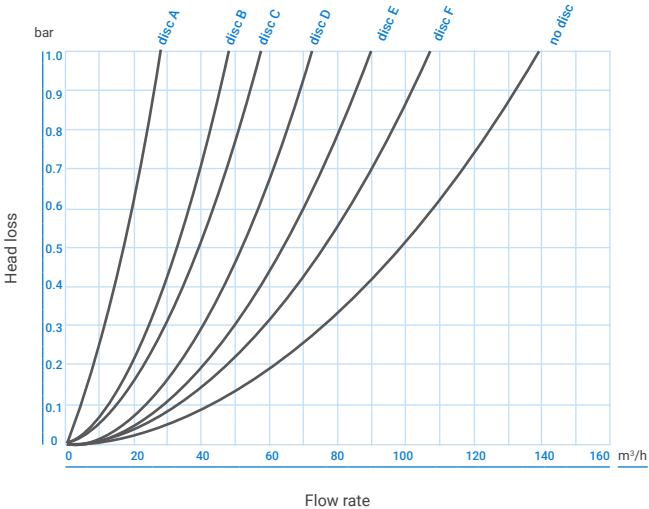
Circulating filter 3"



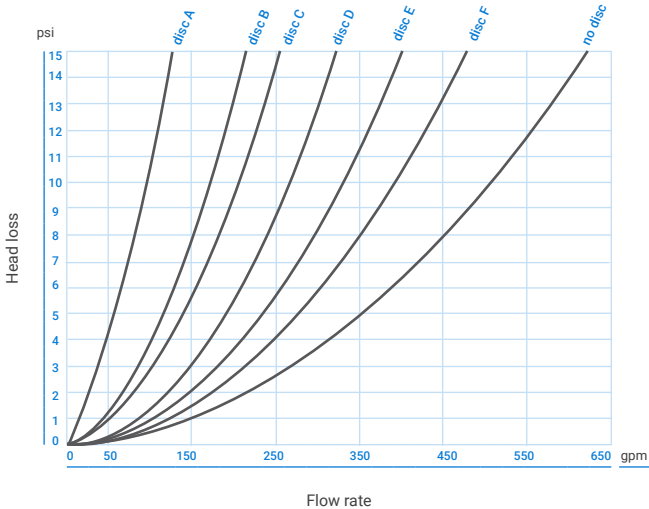
Circulating filter 3"



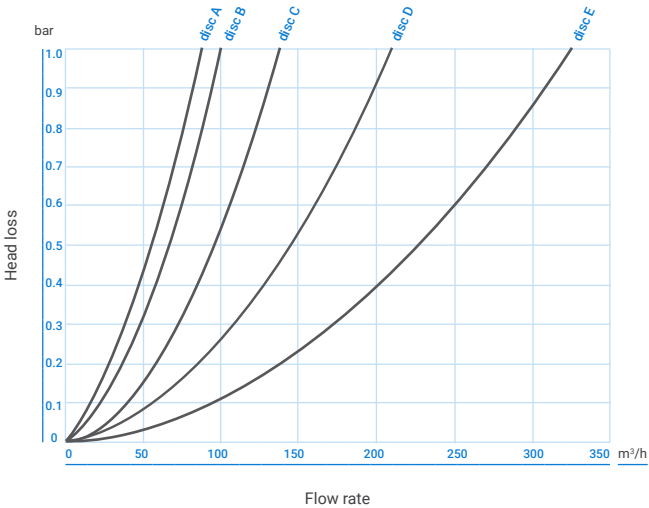
Circulating filter 4"



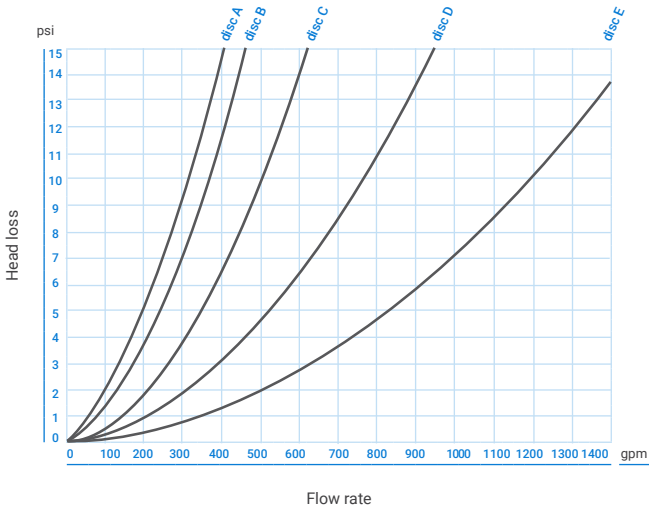
Circulating filter 4"



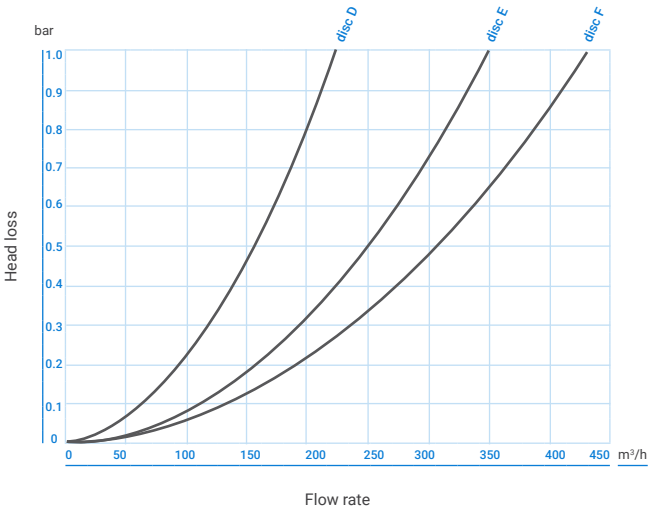
Circulating filter 6"



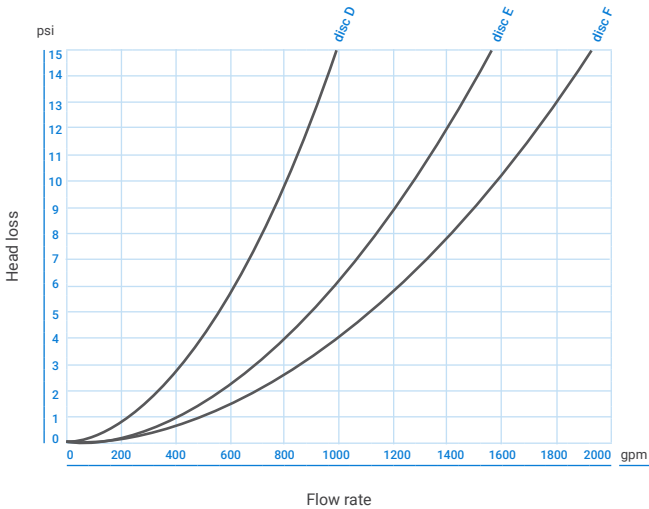
Circulating filter 6"



Circulating filter 8"



Circulating filter 8"



→ Logistic data

Catalog number starting with 71980 + (any of bellow 6 digits)

Model	Conn.	100 mic.	130 mic.	200 mic.	Box				Pallet				
					Length (mm)	Width (mm)	Height (mm)	Weight (kg)	Boxes per pallet	Length (mm)	Width (mm)	Height (mm)	Gross weight per pallet (kg)
1½"	BSP	000690	000692	000694	500	500	220	11	30	1500	1020	1100	330
	NPT	000691	000693	000695	500	500	220	11	30	1500	1020	1100	330
2"	BSP	000700	000702	000705	500	500	220	11	30	1500	1020	1100	330
	NPT	000701	000703	000706	500	500	220	11	30	1500	1020	1100	330
	GROOVED	000173	000174	000704	500	500	220	11	30	1500	1020	1100	330
3"	BSP	000710	000716	000721	780	600	220	21	20	1560	1200	1100	420
	NPT	000711	000717	000722	780	600	220	21	20	1560	1200	1100	420
	GROOVED	000712	000718	000723	780	600	220	21	20	1560	1200	1100	420
	ISO	000713	000172	000724	780	600	220	30	20	1560	1200	1100	600
	BSTD	000715	000720	000726	780	600	220	30	20	1560	1200	1100	600
	ANSI	000714	000719	000725	780	600	220	30	20	1560	1200	1100	600
4"	GROOVED	000730	000734	000738	1020	730	220	28	10	1500	1020	1100	280
	ISO	000731	000735	000739	1020	730	220	38	10	1500	1020	1100	380
	BSTD	000733	000737	000741	1020	730	220	38	10	1500	1020	1100	380
	ANSI	000732	000736	000740	1020	730	220	38	10	1500	1020	1100	380
6"	GROOVED	000760	000764	000768	1090	790	375	73	1	1090	790	375	73
	ISO	000761	000765	000769	1090	790	375	87	1	1090	790	375	87
	BSTD	000763	000767	000771	1090	790	375	87	1	1090	790	375	87
	ANSI	000762	000766	000770	1090	790	375	87	1	1090	790	375	87
8"	GROOVED	000790	000795	000800	1390	990	375	95	1	1390	990	375	95
	ISO10	000791	000796	000801	1390	990	375	111	1	1390	990	375	111
	ISO16	000792	000797	000802	1390	990	375	111	1	1390	990	375	111
	BSTD	000794	000799	000804	1390	990	375	111	1	1390	990	375	111
	ANSI	000793	000798	000803	1390	990	375	111	1	1390	990	375	111

For other filtration grade, please contact Netafim™ representative

ScreenGuard™

Semi-automatic, in line, polymer screen filter

Filters that provide the industry's best filtration efficiency and allow super-easy cleaning of the screen without opening the filter or shutting of water.



Wide filtration
area



Labor
saving



Long
lasting

/ Benefits & Features

- **Wide filtration area** Huge filtration area prevent more dirt and sand particles from entering the irrigation system, reducing the risk of clogging. Ensuring superior operation even in harsh conditions. Prevents sediment intrusion and enhances system performance.
- **Labor saving** Thanks to its cleaning mechanism, the screen can be perfectly cleaned with a single turn of the handle without disassembling the filters and without disrupting the irrigation process. Results in lower labor costs due to longer cleaning intervals even in harsh water.
- **Long lasting** Molded from high quality engineered polymers for mechanical strength, durability and no- corrosiveness.
Filter screen cylinder molded with stainless-steel 316L is incorporated with a special weave, providing an extra protective layer to the irrigation system, and easy maintenance.
- **Versatility** It covers a wide range of flow rates, ensures a perfect fit for different water quality and protection requirements.
Multiple configurations and connection types and different micron rating screens enable to fit with any irrigation system.

/ Applications

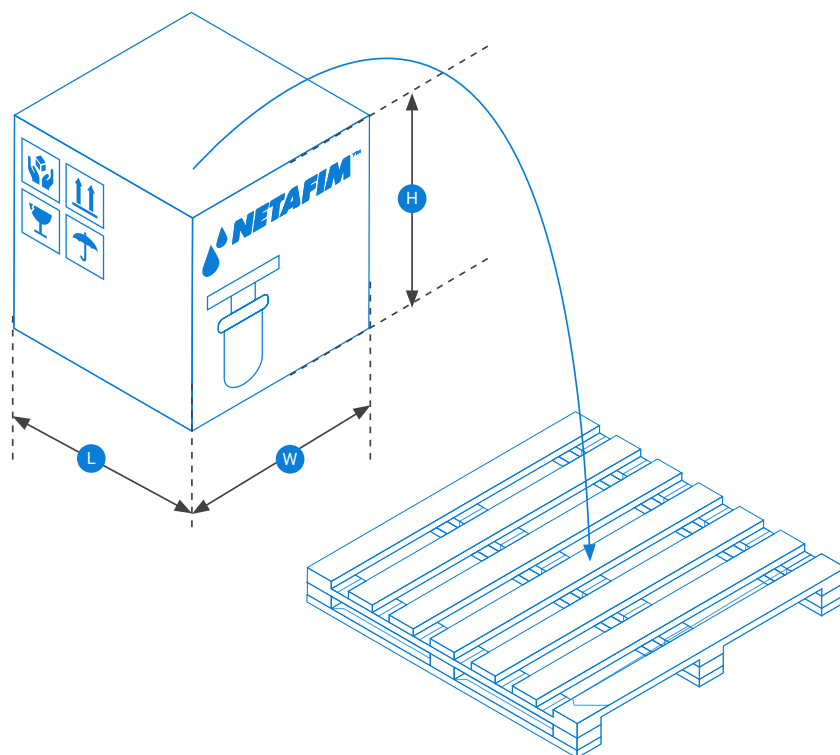
- Primary filtration, for use with well water and/or single use dripline/sprinkler/micro-sprinkler applications.
- Secondary filtration for media filter systems and sand separators.
- In-field secondary filters for enhanced protection.

Specifications

- Multiple filtration micron rating options and different models covering a wide range of flow rates ensures a perfect fit for different water quality and protection requirements.
- Multi connection types fit perfectly with any irrigation system.
- Maximum operating pressure: 10 bar / 145 psi.

→ Logistic Data

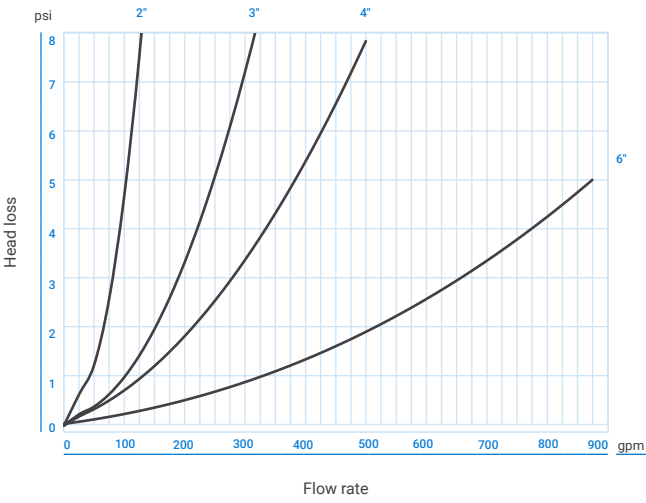
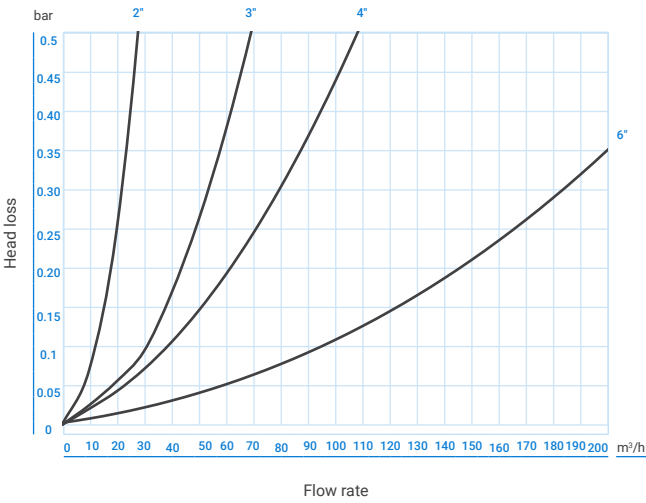
Model		Connection type	Box					Palett				
			Units per box	Length (mm)	Height (mm)	Width (mm)	Gross weight per box (kg)	Boxes per pallet	Length (mm)	Height (mm)	Width (mm)	Gross weight per pallet (kg)
Tee filter	2" Regular	BSP / NPT	1	790	280	370	9.2	42	1650	2100	1150	408.4
	2" Jumbo	BSP / NPT	1	910	280	370	10.2	28	1300	2100	1150	302.6
	3" Regular	BSP / NPT / UNF	1	790	280	370	9.4 (NPT, BSP) 10.6 (UNF)	42	1650	2100	1150	416.8 (NPT, BSP) 467.2 (UNF)
	3" Jumbo	BSP / NPT / UNF	1	910	280	370	10.4 (NPT, BSP) 11.8 (UNF)	28	1300	2100	1150	308.2 (NPT, BSP) 347.4 (UNF)
Twin filter	3" Double	BSP / NPT / UNF	1	1390	280	380	16.4 (NPT, BSP) 17.8 (UNF)	21	1450	2100	1150	364.4 (NPT, BSP) 393.8 (UNF)
	3" Jumbo double	BSP / NPT / UNF	1	1630	280	380	18.6 (NPT, BSP) 20 (UNF)	21	1650	2100	1150	412.6 (NPT, BSP) 442 (UNF)
	4" Double	VIC / UNF	1	1390	280	380	18.2	21	1450	2100	1150	402.2
	4" Jumbo double	VIC / UNF	1	1630	280	380	20.4	21	1650	2100	1150	450.4
	6" Jumbo double	VIC / UNF	1	2200	550	550	29.6	1	2200	710	570	57.6



→ Technical information

Description		Filtration area (cm ²)	Available connection types	Maximum recommended flow rate (m ³ /h)	Min. pressure during the back-flush (bar)	Pressure rating (bar)
Tee Filter	2" Regular	1210	BSP / NPT	20	2	10
	2" Jumbo	1610	BSP / NPT	25	2	10
	3" Regular	1210	BSP / NPT / UNF	25	2	10
	3" Jumbo	1610	BSP / NPT / UNF	30	2	10
Twin Filter	3" Double	2420	BSP / NPT / UNF	45	2	10
	3" Jumbo double	3220	BSP / NPT / UNF	50	2	10
	4" Double	2420	UNF / VIC	60	2	10
	4" Jumbo double	3220	UNF / VIC	75	2	10
	6" Jumbo double	5500	UNF / VIC	120	2	10

→ Head loss



→ Catalog numbers

Catalog number starting with 71970 + (any of bellow 6 digits)


Model		100 mic.				130 mic.				200 mic.			
		BSP	NPT	UNF	VIC	BSP	NPT	UNF	VIC	BSP	NPT	UNF	VIC
Tee filter	2" Regular	000500	000510	n/a	n/a	000501	000511	n/a	n/a	000502	000512	n/a	n/a
	2" Jumbo	000520	000530	n/a	n/a	000521	000531	n/a	n/a	000522	000532	n/a	n/a
	3" Regular	000540	000550	000560	n/a	000541	000551	000561	n/a	000542	000552	000562	n/a
	3" Jumbo	000570	000580	000590	n/a	000571	000581	000591	n/a	000572	000582	000592	n/a
Twin filter	3" Double	000600	000610	000620	n/a	000601	000611	000621	n/a	000602	000612	000622	n/a
	3" Jumbo double	000630	000640	000650	n/a	000631	000641	000651	n/a	000632	000642	000652	n/a
	4" Double	n/a	n/a	000660	-	n/a	n/a	000661	-	n/a	n/a	000662	-
	4" Jumbo double	n/a	n/a	000670	-	n/a	n/a	000671	-	n/a	n/a	000672	-
	6" Jumbo double	n/a	n/a	000007	000010	n/a	n/a	000008	000011	n/a	n/a	000009	000012

For other filtration grades, please contact Netafim™ representative

ScreenGuard™

Manual, polymer screen filters

Netafim™ manual screen filters offer the largest filtration area in the industry. The result – better filtration efficiency, excellent irrigation uniformity and much less maintenance.



Wide filtration
area



Labor
saving



Long
lasting

/ Benefits & Features

- **Wide filtration area** Huge filtration area prevent more dirt and sand particles from entering the irrigation system, reducing the risk of clogging. Ensuring superior operation even in harsh conditions. Prevents sediment intrusion and enhances system performance.
- **Labor saving** Lower labor cost due to longer cleaning intervals even in harsh water conditions.
- **Long lasting** Molded from high quality engineered polymers for mechanical strength, durability and no- corrosiveness.
Filter screen cylinder molded with stainless-steel 316L is incorporated with a special weave, providing an extra protective layer to the irrigation system, and easy maintenance.
- **Versatility** It covers a wide range of flow rates, ensures a perfect fit for different water quality and protection requirements.
Multiple configurations and connection types and different micron rating screens enable to fit with any irrigation system.

/ Applications

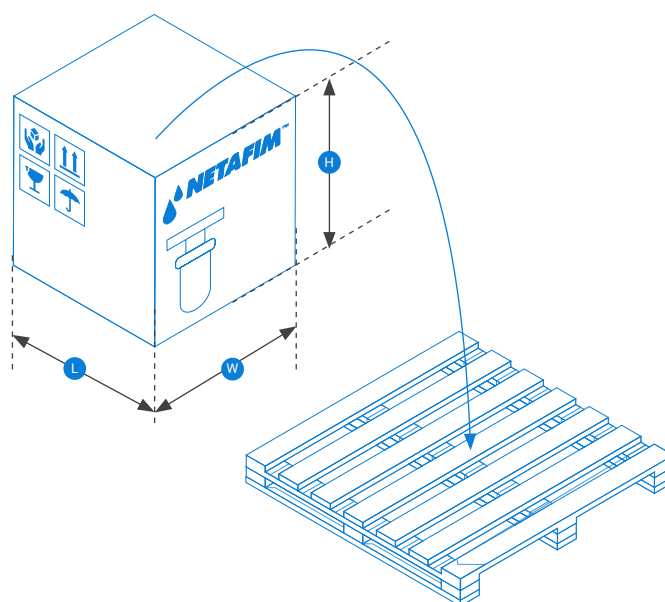
- Primary filtration, for use with well water and/or single use dripline/sprinkler/micro-sprinkler applications.
- Secondary filtration for media filter systems and sand separators.
- In-field secondary filters for enhanced protection.

Specifications

- Multiple filtration micron rating options and different models covering a wide range of flow rates ensures a perfect fit for different water quality and protection requirements.
- Multi connection types fit perfectly with any irrigation system.
- Maximum operating pressure: 10 bar / 145 psi.

→ Logistic data

Model		Connection type	Box					Palett				
			Units per box	Length (mm)	Height (mm)	Width (mm)	Gross weight per box (kg)	Boxes per pallet	Length (mm)	Height (mm)	Width (mm)	Gross weight per pallet (kg)
Tee filter	2" Mini	BSP / NPT	1	530	280	370	7	42	1110	2100	1150	310.5
	2" Regular	BSP / NPT	1	650	280	370	7.8	42	1300	2100	1150	344.6
	2" Jumbo	BSP / NPT	1	790	280	370	8.8	42	1650	2100	1150	391.6
	3" Regular	BSP / NPT / UNF / VIC	1	650	280	370	7.8 (NPT, BSP) 9.4 (UNF)	42	1300	2100	1150	344.6 (NPT, BSP) 411.8 (UNF)
	3" Jumbo	BSP / NPT / UNF / VIC	1	790	280	370	8.8 (NPT, BSP) 10.2 (UNF)	42	1650	2100	1150	391.6 (NPT, BSP) 450.4 (UNF)
Twin filter	3" Reg. Double	BSP / NPT / UNF / VIC	1	990	280	380	12.4 (NPT, BSP) 14 (UNF)	21	1000	2,100	1150	276.6 (NPT, BSP) 310.2 (UNF)
	3" Jumbo double	BSP / NPT / UNF / VIC	1	1230	280	380	14.4 (NPT, BSP) 16 (UNF)	21	1250	2100	150	319.2 (NPT, BSP) 352.8 (UNF)
	4" Reg. double	VIC / UNF	1	990	280	380	14.2	21	1000	2100	1150	314.4
	4" Jumbo double	VIC / UNF	1	1230	280	380	16.4	21	1250	2100	1150	361.2
	6" Jumbo double	VIC / UNF	1	2200	550	550	26	1	2200	710	570	54



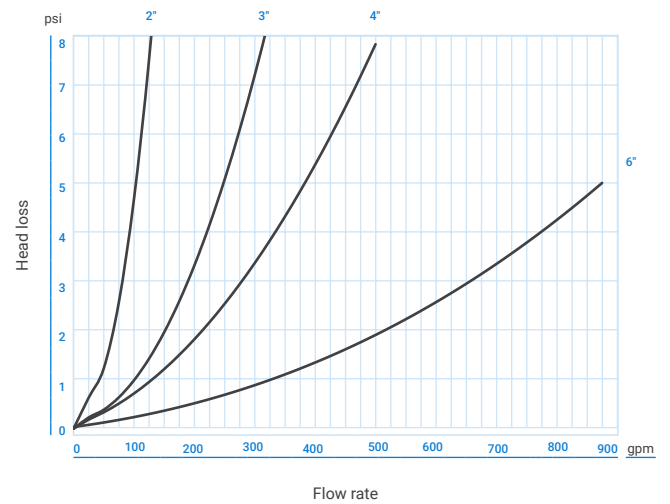
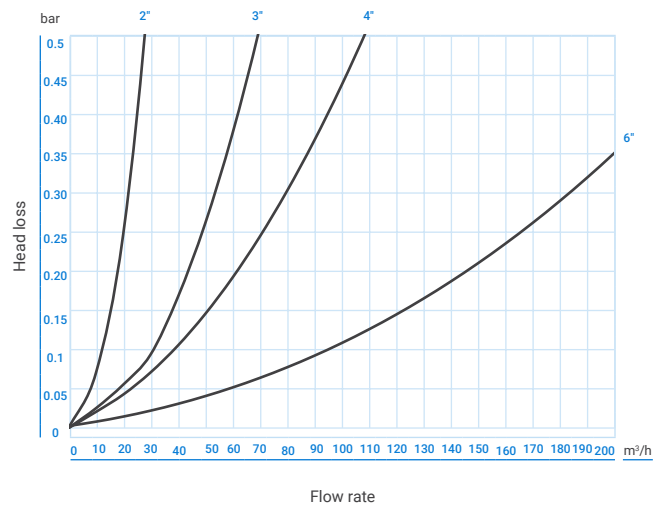
→ Technical information

Description		Filtration area (cm ²)	Available connection types	Maximum recommended flow rate (m ³ /h)	Pressure rating (bar)
Tee Filter	2" Mini	810	BSP / NPT	15	10
	2" Regular	1210	BSP / NPT	20	10
	2" Jumbo	1610	BSP / NPT	25	10
	3" Regular	1210	BSP / NPT / UNF	25	10
	3" Jumbo	1610	BSP / NPT / UNF	30	10
Twin Filter	3" Double	2420	BSP / NPT / UNF	45	10
	3" Jumbo double	3220	BSP / NPT / UNF	50	10
	4" Double	2420	UNF / VIC	60	10
	4" Jumbo double	3220	UNF / VIC	75	10
	6" Jumbo double	5500	UNF / VIC	120	10

→ Material information

Part	Material
Body	GRP
Seal	NBR
Screen	SST
Drain valve	PVC

→ Head loss



→ Catalog numbers

Catalog number starting with 71970 + (any of bellow 6 digits)

Model		100 mic.				130 mic.				200 mic.			
		BSP	NPT	UNF	VIC	BSP	NPT	UNF	VIC	BSP	NPT	UNF	VIC
Tee filter	2" Mini	000100	000110	n/a	n/a	000101	000111	n/a	n/a	000102	000112	n/a	n/a
	2" Regular	000120	000130	n/a	n/a	000121	000131	n/a	n/a	000122	000132	n/a	n/a
	2" Jumbo	000140	000150	n/a	n/a	000141	000151	n/a	n/a	000142	000152	n/a	n/a
	3" Regular	000200	000210	000220	n/a	000201	000211	000221	n/a	000202	000212	000222	n/a
	3" Jumbo	000230	000240	000250	n/a	000231	000241	000251	n/a	000232	000242	000252	n/a
Twin filter	3" Double	000260	000270	000280	n/a	000261	000271	000281	n/a	000262	000272	000282	n/a
	3" Jumbo double	000290	000300	000310	n/a	000291	000301	000311	n/a	000292	000302	000312	n/a
	4" Double	n/a	n/a	000320	-	n/a	n/a	000321	-	n/a	n/a	000322	-
	4" Jumbo double	n/a	n/a	000330	-	n/a	n/a	000331	-	n/a	n/a	000332	-
	6" Jumbo double	n/a	n/a	000001	000004	n/a	n/a	000002	000005	n/a	n/a	000003	000006

- For other filtration grades, please contact Netafim™ representative

ScreenGuard™

Manual, polymer mini screen filters

Netafim™ manual mini screen filters offer high quality filters with large filtration area and high efficiency for ease of installation and less maintenance.



Wide filtration
area



Labor
saving



Long
lasting

/ Benefits & Features

- **Wide filtration area** Huge filtration area prevent more dirt and sand particles from entering the irrigation system, reducing the risk of clogging. Ensuring superior operation even in harsh conditions. Prevents sediment intrusion and enhances system performance.
- **Labor saving** Lower labor cost due to longer cleaning intervals even in harsh water conditions.
- **Long lasting** Molded from high quality engineered polymers for mechanical strength, durability and no- corrosiveness.
Filter screen cylinder molded with stainless-steel 316L is incorporated with a special weave, providing an extra protective layer to the irrigation system, and easy maintenance.
- **Versatility** It covers a wide range of flow rates, ensures a perfect fit for different water quality and protection requirements.
Multiple configurations and connection types and different micron rating screens enable to fit with any irrigation system.

/ Applications

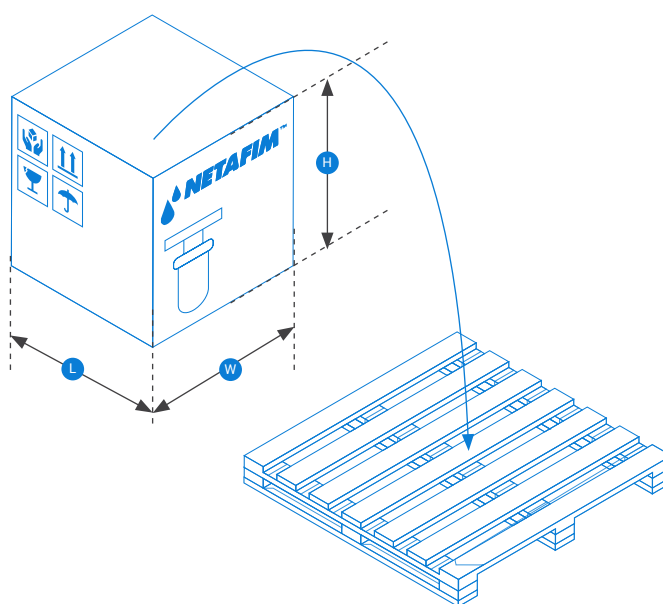
- Small holders with relatively low flow rate. Primary filtration, for use with well water and/or single use dripline/sprinkler/micro-sprinkler applications.
- Secondary filtration for media filter systems and sand separators.
- In-field secondary filters for enhanced protection.
- Fertilizer tanks and injection systems.

/ Specifications

- Multiple filtration micron rating options and different models covering a wide range of flow rates ensures a perfect fit for different water quality and protection requirements.
- Threaded connection types fit with any irrigation system.
- Maximum operating pressure: 8 bar / 116 psi.

→ Logistic data

Model	Box					Pallet				
	Units per box	Length	Height	Width	Gross weight per box (kg)	Boxes per pallet	Length	Height	Width	Gross weight per pallet (kg)
	(units)	(mm)	(mm)	(mm)		(units)	(mm)	(mm)	(mm)	
¾"	25	740	240	345	7.2	42	1500	1900	1150	326
1"					7.6					342
1" Long	15				11.3					498
1.5"					11.9					522
1.5" Long	5				6.9					312
2"					7.0					318



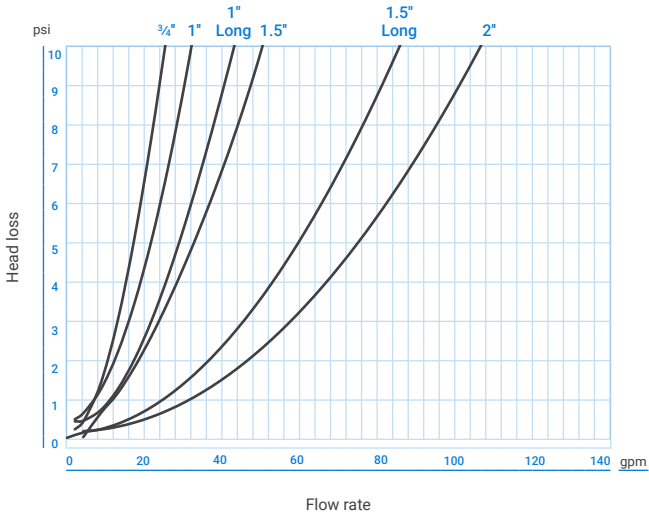
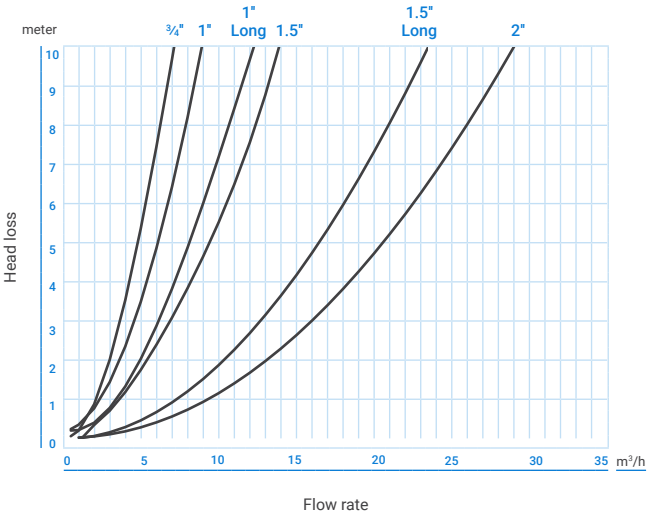
→ Technical information

Description	Filtration area (cm²)	Available connection types	Maximum recommended flow rate (m³/h)	Pressure rating (bar)
3/4"	165	BSP / NPT	3.5	8
1"			4.5	
1" Long	300		6	
1.5"			7	
1.5" Long	515		12.5	
2"			16	

→ Material information

Part	Material
Body	PP
Cover	PP
Screen	ST 316
Seal	NBR

→ Head loss



→ Catalog numbers

Catalog number starting with 71970 + (any of below 6 digits)

Model	100 mic.		130 mic.		200 mic.	
	BSP	NPT	BSP	NPT	BSP	NPT
3/4"	000850	000853	000851	000854	000852	000855
1"	000860	000863	000861	000864	000862	000865
1" Long	000870	000873	000871	000874	000872	000875
1.5"	000880	000883	000881	000884	000882	000885
1.5" Long	000890	000893	000891	000894	000892	000895
2"	000900	000903	000901	000904	000902	000905

For other filtration grades, please contact Netafim™ representative

ScreenGuard™

Pre-pump strainer (PPS)

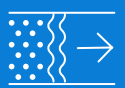
Ideal for protecting pumps from large particles that can cause damage and ensure higher performance and efficiency of the pump over time.



Maximum protection



High corrosion and UV resistance



Wide filtration area

/ Benefits & Features

- **Maximum protection** Protecting the pumps from large particles that can affect the performance and longevity.
- **High corrosion and UV resistance** High quality carbon steel with dual coating for better UV and corrosion protection.
- **Wide filtration area** Provides extensive filtration area, ensuring superior operation even in harsh conditions. Prevents sediment intrusion and enhances system performance.

/ Applications

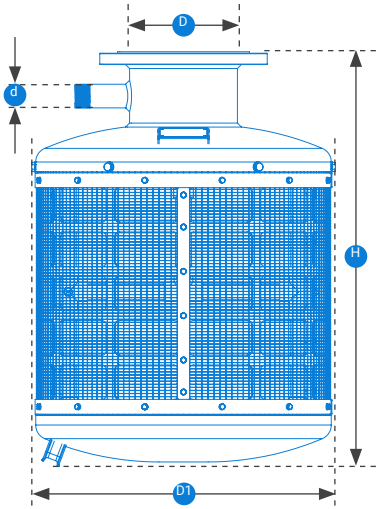
- All irrigation systems using surface water from reservoir, dam, canal and more, to be installed in the pump suction point.

/ Specifications

- Available from 3" to 16" with 1200 or 24000 micron SST-316L screen.
- Easy installation and maintenance.

→ Logistic data

Model	D (inch)	Length (mm)	Width (mm)	Height (mm)	Shipping weight (kg)
PPS3F	3"	420	420	750	37
PPS4F	4"	420	420	750	38
PPS6F	6"	520	520	750	49
PPS8F	8"	620	620	950	67
PPS10F	10"	620	620	950	71
PPS12F	12"	680	680	960	95
PPS14F	14"	1100	1100	1230	240
PPS16F	16"	1100	1100	1230	250



→ Technical information

Model	D	D1	H	Max. flow	Available connections	Self cleaning connection	Self claeing mechanism	
	(inch)	(mm)	(mm)	(m³/h)			Min.flow rate (m³/h)	Min.required pressure (bar)
PPS3F	3"	400	516	75	All flange standards	1" BSP/NPT	0.55	1.50
PPS4F	4"	400	516	100				
PPS6F	6"	500	516	150				
PPS8F	8"	600	746	300		1½" BSP/NPT	0.90	
PPS10F	10"	600	746	500				
PPS12F	12"	600	830	700			1.50	
PPS14F	14"	1015	1118	1000				
PPS16F	16"	1015	1118	1400				

→ Material information

Part	Material
Filter body	ST 37.2
Screen	SST 316
Bolts and washers	SST 316
Rotating sprinkler adapter	Nylon 6
Rotating sprinkler bearing	Nylon 6
Rotating sprinkler	PVC
Spray nozzles	Nylon 6

→ Catalog numbers

Catalog number starting with 71980 + (any of bellow 6 digits)

Model	1200 mic.				2400 mic.			
	DIN 10	DIN 16	BSTD	ANSI	DIN 10	DIN 16	BSTD	ANSI
PPS3F	000087		000146	U/R	U/R		000147	U/R
PPS4F	000089		000148	U/R	U/R		000149	U/R
PPS6F	000021		000170	000022	000023		000171	000024
PPS8F	000025	000026	U/R	000036	000027	000028	U/R	000037
PPS10F	000029	000033	U/R	000038	000034	000035	U/R	000039
PPS12F	U/R	000119	000226	000140	U/R	000141	U/R	000142
PPS14F	U/R	U/R	U/R	000227	U/R	U/R	U/R	000228
PPS16F	U/R	000217	U/R	000229	U/R	000218	U/R	000233

UR = Upon Request

ScreenGuard Filters Description Guide

Sample description

SG¹ A² H³ 8"⁴ 7900⁵ D16⁶ 130M⁷ SG1 DC SOL⁸

1 Family	
SG	Screenguard

2 Model	
A	Automatic
M PL	Manual plastic
S PL	Semi-automatic plastic
M MT	Manual metal
S MT	Semi-automatic metal
PPS	Pre Pump Strainer

3 Configuration	
H	Horizontal
V	Vertical
T	Tee
D	Double
IN LINE	Inline
ON LINE	Online

4 Diameter	
¾"	¾"
1"	1"
1.5"	1.5"
2"	2"
3"	3"
4"	4"
6"	6"
8"	8"
10"	10"
2-10"	2-10"
3-12"	3-12"
4-14"	4-14"

5 Screen Area	
810	810cm ²
1210	1,210cm ²
1350	1,350cm ²
1610	1,610cm ²
1700	1,700cm ²
2000	2,000cm ²
2420	2,420cm ²
2700	2,700cm ²
3220	3,220cm ²
5300	5,300cm ²
7900	7,900 cm ²
15800	15,800cm ²
23700	23,700cm ²
31600	31,600cm ²

6 Connection Type	
BSP	BSP
NPT	NPT
UNF	Universal Flange
D10	DIN/ISO 10
D16	DIN/ISO 16
ANS	ANSI
BST	BSTD

7 Filtration Grade	
100M	100mic
130M	130mic
200M	200mic
300M	300mic
500M	500mic

8 Controller Type	
SG1 DC SOL	SG controller + DC solenoids
F1-10 DC SOL	Filtron 1-10 DC + DC solenoids
SOL DC+DP	DC solenoids + DP sensor
SOL AC+DP	AC solenoids + DP sensor
SOL DC	DC solenoids
SOL AC	AC solenoids
DP	DP only
W/O CONT	Without controller

Standards

- All automatic filters are PN10
- All manual and semi-auto metal filters are PN10
- All manual and semi-auto plastic filters are PN8
- All automatic filters up to 10" with 7,900 cm², with controller come with SG1 BT controller
- All automatic filters (multi systems) come with Filtron 1-10 controller
- All automatic filters come with Aquative DC solenoid
- All automatic vertical filters come with 1" socket for ait valve (the air valve is not part of the unit as default)

/ CentriForce™



orbia



Precision
Agriculture



CentriForce™

Sand separators

Utilizing a conical shaped separator that accelerates the velocity of water maximizing separation of sand and other solid matter to protect the irrigation components from damage and abrasion.



High
durability



High corrosion
and UV resistance



User
friendly

/ Benefits & Features

- **High durability** Offers superior resistance to chemicals and acids, minimizing maintenance and repair costs. Components are crafted from materials designed to withstand high acid concentrations.
- **High corrosion and UV resistance** Coated with dual layer electrostatic baked powder coating (Phenolic & Polyester) with thickness of 150 micron each.
- **User friendly** No moving parts or screens and no head loss build-up or clogging during separation.
- **Superb quality** Adheres to the highest industry standards, ensuring superior performance. Guarantees reliability across applications.

/ Applications

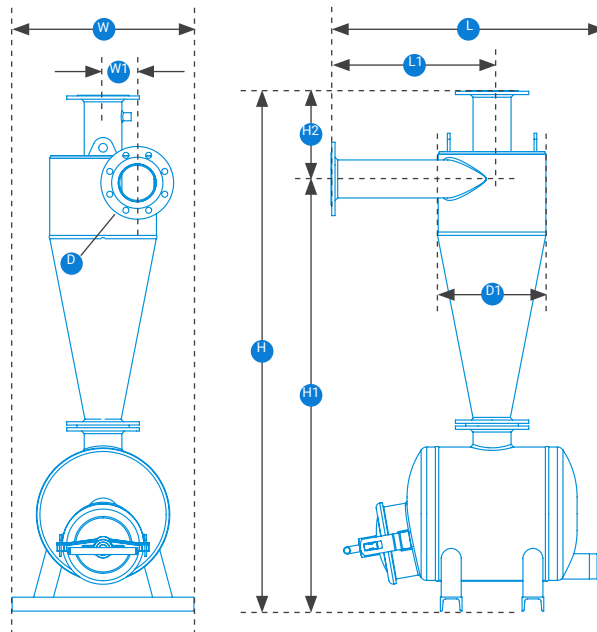
- For separation of sand and other solid matter from water.
- Protection of valves and irrigation systems from damage/abrasion caused by sand and other solid matter.
- Pre-filtering of water with high loads of sand.
- For irrigation systems irrigating with well water.

/ Specifications

- Made from high quality carbon steel ST37.2, treated with sand blasting of up to Sa 2.5 grade.
- Large holding capacity of sedimentation tank reduces flushing frequency.
- Wide range of end connection and sedimentation tanks capacity.
- Maximum operating pressure: 10 bar (145 psi).
- Conical rubber protection to protect the cone from erosion.

→ Technical dimensions

Hydrocyclone model	Sedimentation chamber model	Dimensions									Drain socket diameter
		D (inch)	D1 (inch)	H (mm)	H1 (mm)	H2 (mm)	L (mm)	L1 (mm)	W (mm)	W1 (mm)	
¾"	1.5L - ½" Thread	¾	3	475	380	95	332	130	180	31	½"
1"	1.5L - ½" Thread	1	4	600	460	140	332	160	180	40	½"
1"	2.5L - ½" Thread	1	4	600	460	140	442	160	180	40	½"
1½"	2.5L - ½" Thread	1½	6	740	594	146	450	260	180	60	½"
2"	12L - 3" Vic	2	8	900	755	145	562	305	320	80	2"
3"	12L - 3" Vic	3	8	930	765	165	562	305	320	65	2"
3"	30L - 3" Vic	3	8	1,032	867	165	797	305	400	65	2"
3" Super	12L - 3" Vic	3	8	930	765	165	562	305	320	65	2"
3" Super	30L - 3" Vic	3	8	1032	867	165	797	305	400	65	2"
4"	60L - 4" Flange	4	12	1550	1285	265	800	465	550	104	2"
4" Super	60L - 4" Flange	4	16	1765	1495	270	835	500	550	138	2"
4" Super	120L - 4" Flange	4	16	1883	1613	270	967	500	650	138	2"
6"	120L - 8" Flange	6	20	1996	1671	325	1037	605	650	165	2"
6" Super	120L - 8" Flange	6	24	2300	1940	360	1087	655	650	215	2"
6" Super	240L - 8" Flange	6	24	2414	2054	360	1223	655	750	215	2"
8"	240L - 8" Flange	8	30	2897	2492	405	1273	705	750	265	2"



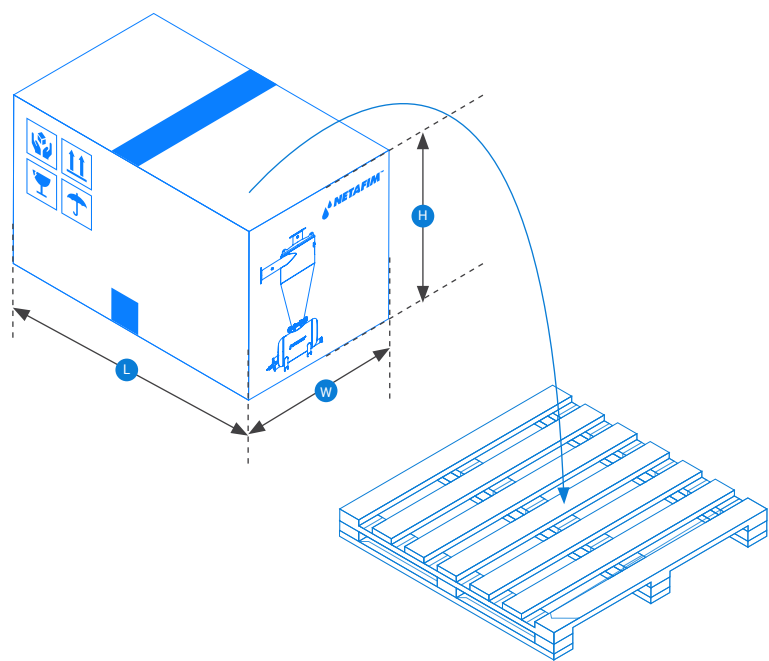
→ Technical information

Model	In / out diameter	Sedimentation tank capacity		Recommended flow rate range				Connection types
				(m³/h)		(gpm)		
	(inch)	(liter)	(gallon)	Min.	Max.	Min.	Max.	
¾"	¾"	1.5	0.4	2.4	4	10.6	17.2	BSP / NPT
1"	1"	2.5	0.66	3.5	6	15.4	26.4	BSP / NPT
1½"	1½"	2.5	0.66	6.5	10	28.6	44	BSP / NPT
2"	2"	12	3	12.5	20	55	88	BSP / NPT / Victaulic
3"	3"	12 / 30	3 / 8	19.5	30	86	132	BSP / NPT / Vic / Flange
3"S	3"	12 / 30	3 / 8	27	42	119	185	BSP / NPT / Vic / Flange
4"	4"	60	16	35	61	154	269	Vic / Flange
4"S	4"	60 / 120	16 / 32	59	95	260	418	Vic / Flange
6"	6"	120	32	88	147	387	647	Vic / Flange
6"S	6"	120 / 240	32 / 63	126	205	555	903	Vic / Flange
8"	8"	240	63	205	400	903	1761	Vic / Flange

Flow rate are based on recommended head loss of 2 - 5 m (3 -7 psi)

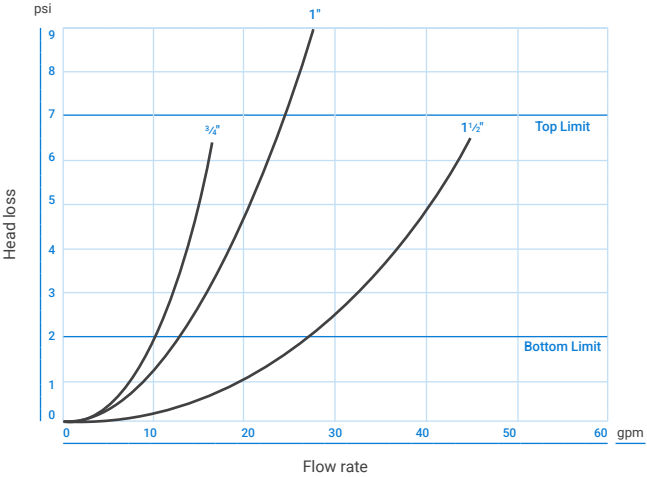
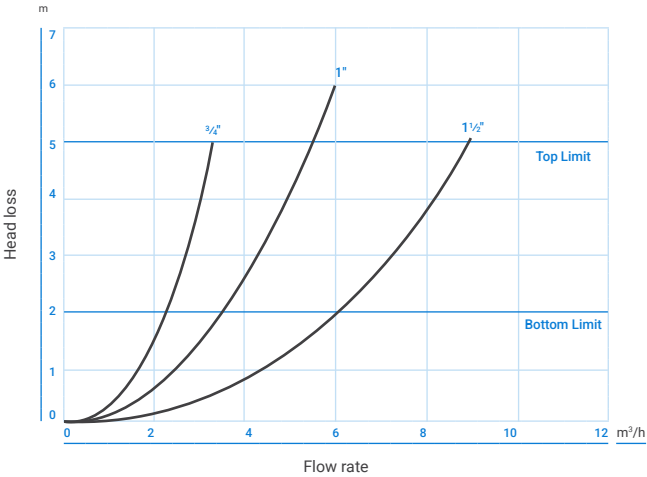
→ Logistic data

Hydrocyclone model	Sedimentation chamber model (liter)	Quantity in box	Box length L (mm)	Box height H (mm)	Box width W (mm)	Gross weight per box (kg)
¾"	1.5	1	610	220	410	8.5 (Thread)
1"	2.5		610	220	410	11 (Thread)
1½"	2.5		610	220	410	15 (Thread)
2"	12		730	530	650	34 (Thread, VIC)
3"	12		730	530	650	36 (Thread, VIC) 43 (Flange)
3"	30		1100	650	700	72 (Thread, VIC) 80 (Flanged)
3" Super	12		730	530	650	36 (Thread, VIC) 43 (Flange)
3" Super	30		1100	650	700	72 (Thread, VIC) 80 (Flanged)
4"	60		1100	730	950	86 (VIC) 95 (Flanged)
4" Super	60		1300	730	950	95 (VIC) 104 (Flanged)
4" Super	120		1450	880	1050	113 (VIC) 122 (Flanged)
6"	120		1500	530	1150	150 (VIC) 164 (Flanged)
6" Super	120		1950	830	1150	172 (VIC) 185 (Flanged)
6" Super	240		2300	980	1200	200 (VIC) 214 (Flanged)
8"	240		2250	1030	1450	276 (VIC) 294 (Flanged)

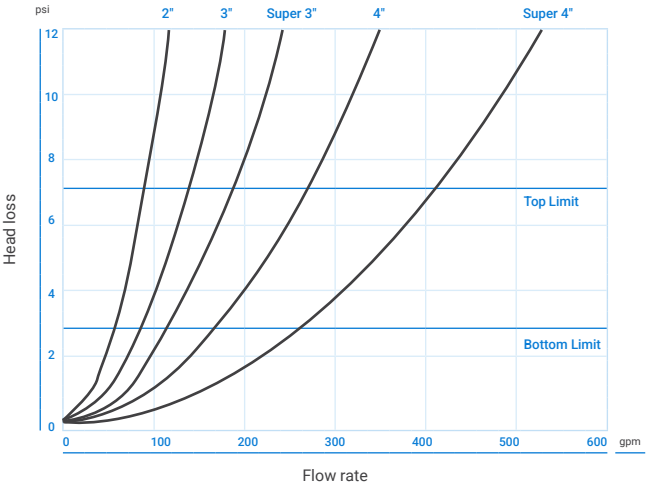
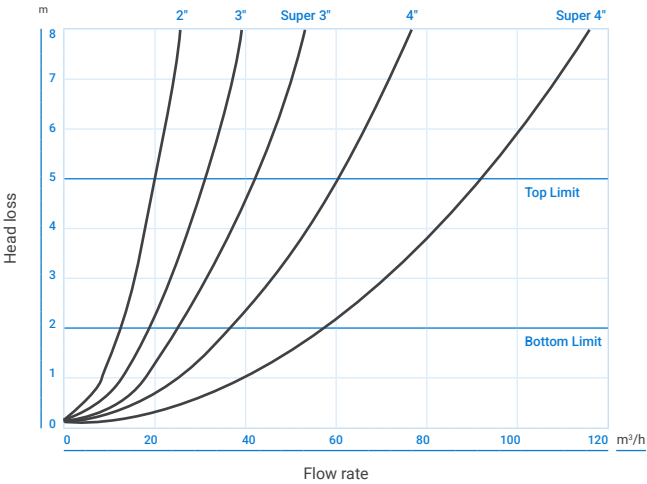


→ Headloss

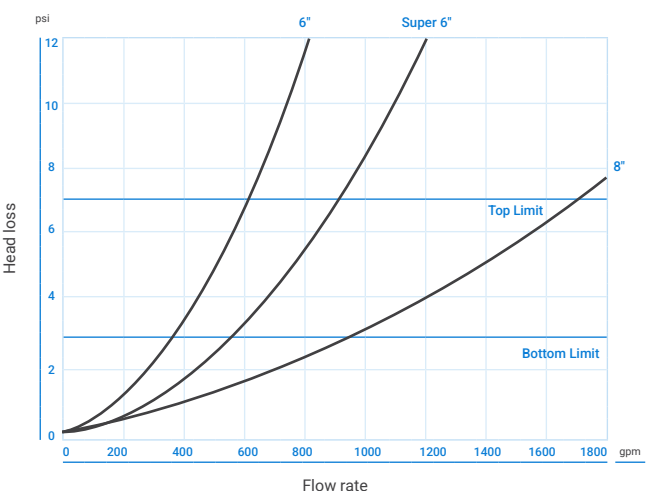
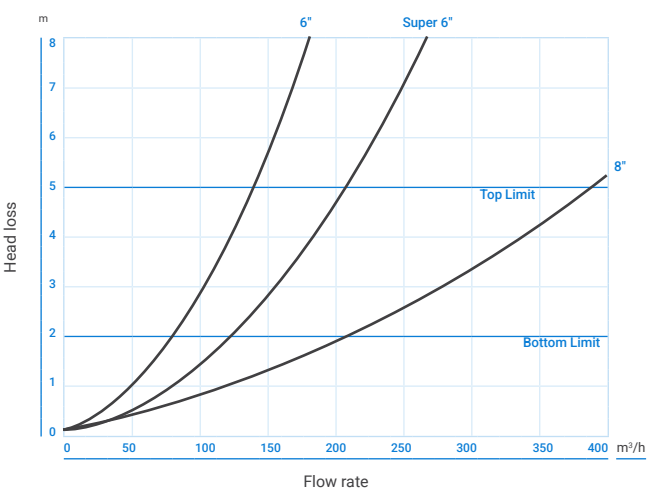
3/4" - 1 1/2"



2" - 4"



6" - 8"



→ Catalog numbers

Catalog number starting with 71990 + (any of bellow 6 digits)

Model	Tank capacity		BSP	NPT	Grooved		ANSI	BSTD	ISO10	ISO16
	(liter)	(gallon)			BSP drain	NPT drain				
¾"	1.5	0.4	000440	000441						
1"	2.5	0.66	000450	000451						
1½"	2.5	0.66	000460	000461						
2"	12	3.2	000100	000101	000102	000300	-	-	-	
3"	12	3.2	000120	000121	000122	000310	000123	000124	000125	
3"	30	8.0	000421	000422	000423	000424	000425	000426	000427	
3" Super	12	3.2	000140	000141	000142	000311	000143	000144	000145	
3" Super	30	8.0	000186	000187	000188	000420	000189	000190	000191	
4"	60	15.9	-	-	000162	000320	000163	000164	000165	
4" Super	60	15.9	-	-	000182	000321	000183	000184	000185	
4" Super	120	31.7	-	-	000280	000322	000281	000282	000283	
6"	120	31.7	-	-	000200	000330	000201	000202	000203	
6" Super	120	31.7	-	-	000220	000331	000221	000222	000223	
6" Super	240	63.4	-	-	000290	000332	000291	000292	000293	
8"	240	63.4	-	-	000240	000340	000241	000242	000243	000244

/ Filter Config

Find your right filtration solution in 3 easy steps

FilterConfig is a new digital tool that removes the headache from choosing the best filter to optimize your application. Just follow these 3 easy configuration steps to receive ranked recommendations that best fit your requirements:

1. Choose your irrigation system
2. Select your water source
3. Define the water quality

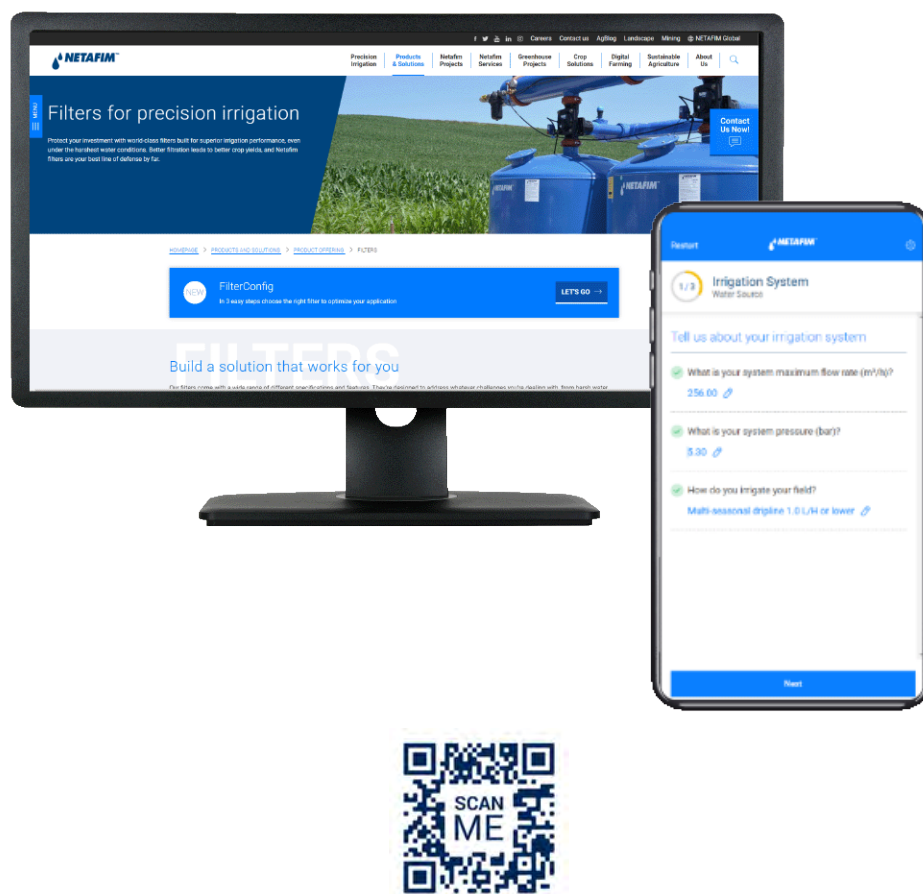
FilterConfig is a Web-based and accessible on desktop and mobile platforms, FilterConfig provides the answers you need anywhere and anytime!

→ Where do I find FilterConfig on Netafim's website?

We know choosing a complete solution can sometimes be difficult. Don't worry, we've made your life easier thanks to Netafim's FilterConfig. You'll find a link to this amazing 3-step app on the filter page as well as on the sprinklers and driplines pages.

Don't wait...

Discover the benefits when using FilterConfig now!



Take me to FilterConfig



04-0325-FLT-CAT-0126-EN



www.netafim.com