



The smartest
sprinkler
system

SPRINKLERS, MICRO SPRINKLERS & EMITTERS

Product Catalog

2021
v1.2

 **NETAFIM**™
GROW MORE WITH LESS

/ Contents

MICRO-SPRINKLERS & MICRO-EMITTERS FOR ORCHARDS

SuperNet™ LR & LRD.....	9
SuperNet™ MR & MRD.....	13
SuperNet™ SR & SRD.....	15
SuperNet™ SSR.....	19
SuperNet™ UD.....	21
SuperNet™ JET.....	23
SuperNet™ JET 20.....	28
SuperNet™ GS Overlapping.....	30
SuperNet™ Components.....	32
GyroNet™ LR & LRD.....	35
GyroNet™ MR & MRD.....	39
GyroNet™ SR & SRD.....	41
GyroNet™ UD.....	45
GyroNet™ JET.....	47
GyroNet™ Components.....	50
VibroNet™ SD.....	53
Connectors and Stand Assembly for Orchards.....	55
Pulsar™ with Stripnet™ Head.....	58
Pulsar™ with Gyronet™ Head.....	61
StripNet™ Pro.....	65

SPRINKLERS FOR OPEN FIELD CROPS

GyroNet™ Turbo.....	68
MegaNet™ 15D.....	71
MegaNet™ 24D.....	75
D-Net™ 8550.....	79
D-Net™ 8550 AA.....	82
D-Net™ 8550 F.R.....	84
D-Net™ 0950.....	87
D-Net™ 6550.....	90
LWP 2450.....	93
D-Net™ 9575.....	96
D-Net™ 9575 AA.....	100
HWP 2475.....	102
Sprinkler Stands Connectors & Accessories.....	105

SPRINKLER KITS

SprinKit™ MegaNet™ 10x10 PE - Kit A.....	108
SprinKit™ D-Net™ 10x13 PE - Kit B.....	110
SprinKit™ MegaNet™ 10x10 FXN - Kit D.....	112

MICRO-SPRINKLERS & MICRO-EMITTERS FOR PROTECTED CROPS

SpinNet™.....	115
SpinNet™ SD.....	118
VibroNet™.....	121
CoolNet™ Pro.....	124
MistNet™.....	126
CoolNet™ Pro and MistNet™ Components.....	129
Micro-Sprinklers & Micro-Emitters Upside-Down Stands Complementary Accessories for Protected Crops.....	131
Pulsar™ with CoolNet™ Pro Head.....	133
Pulsar™ with VibroNet™ Head.....	135
PC Spray Stakes.....	137
Spray Stakes.....	140

FLEXIBLE PIPES

FlexNet™ & FlexNet™ HP.....	143
-----------------------------	-----

MICRO-TUBES & TUBES, COMPLEMENTARY ACCESSORIES

TOOLS.....	151
------------	-----

Products appearing in this catalogue may be covered by one or more of the following US Patent No. 6863226 and other U.S. patents pending or corresponding issued or pending foreign patents. All rights are reserved. You are specifically prohibited and not allowed to reproduce, copy, duplicate, manufacture, supply, sell, hire, distribute or adapt all or any part of this publication including any packaging. Netafim™, are trademarks of Netafim™ Ltd., registered in the U.S. and other countries. We endeavor to provide accurate, quality and detailed information. However we cannot accept liability for your reliance on the provided information and you are advised to independently seek professional advice from Netafim™ and/or its authorized representatives. There is no undertaking by us that the provided information or any part thereof is accurate, complete or up to date. Mention of third-party products is for informational purposes only and constitutes neither an endorsement nor a recommendation. Netafim™ assumes no responsibility with regard to the performance or use of these products. In no event shall Netafim™ be liable for any indirect, incidental, special or consequential damages.





About Netafim

Netafim is the global leader in precision irrigation for a sustainable future. With 33 subsidiaries and 17 manufacturing plants worldwide, Netafim delivers innovative, tailor-made irrigation and fertigation solutions to millions of farmers, allowing smallholders to large-scale agricultural producers, in over 110 countries, to grow more with less.

Founded in 1965, Netafim pioneered the drip revolution, creating a paradigm shift toward precision irrigation. Today, specializing in end-to-end solutions from the water source to the root zone, Netafim delivers turnkey irrigation and greenhouse projects, supported by engineering, project management and financing services.


Netafim is also leading the way in digital farming, integrating real-time monitoring, analysis and automated control into one state-of-the-art system. In 2017, Orbia, a global leader in specialty products and innovative solutions acquired 80% of Netafim, Kibbutz Hatzerim holds the remaining 20%.

See how Netafim's solutions are changing the economics of agriculture and helping the world grow more with less at www.netafim.com



/ Netafim™ Sprinklers, Micro-Sprinklers & Emitters

Netafim™ offers a wide range of sprinklers, micro-sprinklers and emitters for various applications. We divide our sprinklers into three main segments: open field, orchards and protected crops. Each segment has different needs and requirements.



In open field, the main sprinkler applications are soil preparation, germination, and irrigation of vegetable row crops such as potatoes, carrots, onion, garlic, lettuce, broccoli etc.



In orchards, micro-sprinklers and sprinklers are used for several applications, such as under tree irrigation, frost mitigation, heat protection, humidification of orchards and leaves, and dust cleaning.



In protected crops such as greenhouses, tunnels, net-houses and open nurseries, micro-sprinklers and micro-emitters are used in upside-down installation for soil preparation, irrigation, germination, cooling, humidification, and rooting.

In order to achieve the highest performance and optimal design in each segment, we must carefully select the right product for the required application.

In field applications which requires overlapping between sprinklers, it is important to verify that the applied water is uniformly distributed over the irrigated area.

WATER DISTRIBUTION UNIFORMITY

There are three indices representing water distribution uniformity: CU, DU and S.C.

- **CU (Christiansen Coefficient)** - the %CU is a measurement of uniformity, expressed as the average rate (%) of deviation from the overall average application.
- **DU (Distribution Uniformity)** - the %DU is a measurement of uniformity, based on comparison of the driest 25% of the surveyed area with the overall average net application.
- **SC (5%) (Scheduling Coefficient)** is a run-time multiplier. It is the amount of time one needs to over-irrigate to achieve the average application rate of the entire area in the driest 5% part of the irrigated area.

Notes:

The higher the CU and DU (100%), the higher the water distribution uniformity. The lower the SC (1.0) the higher the water distribution uniformity.

Several factors influence water distribution uniformity: sprinkler type, sprinkler flow rate, inlet pressure, sprinkler height above surface, sprinkle position (upright / upside-down) and installation distance between sprinklers.

To calculate CU/DU/SC for each case, link to the NetSpeX™ app.



 **NETAFIM**™
GROW MORE WITH LESS

A blue-tinted photograph of an orchard with a micro-sprinkler in the foreground. The sprinkler is a vertical black pipe with a horizontal arm at the top, from which a fine mist of water is being emitted. The background is filled with rows of trees.

Micro-Sprinklers & Micro-Emitters



For Orchards

SuperNet™ LR & LRD

LONG RANGE & LONG RANGE WITH DEFLECTOR

Irrigation of tree plantations with large
root volumes.



Pressure
Compensated



Reduces
Maintenance



Higher Reliability &
Longevity

Applications



Under tree
irrigation as
single head



Orchards frost
mitigation



Orchards
cooling

Benefits & Features

Ensures higher crop uniformity

- ✔ Thanks to a unique design of pressure compensation mechanism and special design of the sprinkler swivel and water channel

Achieves optimal results in a varied topography area

- ✔ With a unique pressure compensated mechanism, the SuperNet™ LR & LRD ensures uniform water and nutrient distribution around the tree, regardless of sprinkler's inlet pressures (within pressure range)

Reduced maintenance and higher reliability & longevity

- ✔ The water passage area is 30% larger (depending on the flow rate) than industry standard eliminates clogging issues
- ✔ Anti-ant mechanism preventing insect penetration into the area of the micro sprinkler nozzle
- ✔ Special row materials made the SuperNet resistant to all agrochemicals & weather conditions

***Note:** Filtration method shall be selected based on the type and concentration of the dirt particles contained in the water. Wherever sand exceeding 2 ppm exists in the water, a Hydrocyclone shall be installed before the main filter. Wherever sand/ silt/ clay solids exceed 100 ppm, pre-treatment shall be applied according to Netafim™ instructions

Specs. & Recommendations

- LR is a dynamic swivel irrigating a Long Range area as single head
- LRD, Long Range with Deflector. The stream deflector concentrates all the water in the area close to the young tree, and it can be broken, allowing for extended irrigation diameter
- **9 different flow rates:** 20, 30, 35, 40, 50, 58, 70, 90, 110 l/h. (Flow rates within pressure range)
- **Pressure range:** 1.5-4.0 bar
- **5 types of inlet connectors:** Barb, Self-tapping, Press fit, 3/8", 1/2" male threaded
- **3 types of upper bearing:**
Standard = STUB - for normal water
Everspin™ = ESUB - for harsh conditions
Spring = SPUB, for upside-down installation
- LR swivel colored Purple for flows 20-40, and Black for 50-110
- The regulation chamber is color coded for easy identification of the flow rate
- Conformity with ISO 8026 standards (SI 1406)
- **Recommended filtration*:** 200 mic./80 mesh

→ TECHNICAL DATA

MODEL	FLOW RATE (L/H)*	REGULATION CHAMBER CODE COLOR	NOZZLE SIZE (MM)	WORKING PRESSURE RANGE (BAR)	CONSTANT K	EXPONENT* X	WETTED DIAMETER (M)		SWIVEL (ROTOR) CODE COLOR
							LR MODEL 20 CM ABOVE GROUND	LRD MODEL 20 CM ABOVE GROUND	
020	20	DARK PINK	0.89	1.5 - 4.0	20	0	4.5	1.5	DARK PINK
030	30	BROWN	1.14	1.5 - 4.0	30	0	6.0	1.5	
035	35	LIGHT BLUE	1.20	1.5 - 4.0	35	0	6.0	1.5	
040	40	BLUE	1.28	1.5 - 4.0	40	0	6.0	1.5	
050	50	GREEN	1.43	1.5 - 4.0	50	0	7.0	1.5	BLACK
058	58	GREY	1.55	1.5 - 4.0	58	0	7.0	1.5	
070	70	BLACK	1.73	1.5 - 4.0	70	0	7.0	2.0	
090	90	ORANGE	1.74	1.5 - 4.0	90	0	7.0	2.0	
110	110	RED	1.70	2.0 - 4.0	110	0	8.0	2.0	

* Within working pressure range

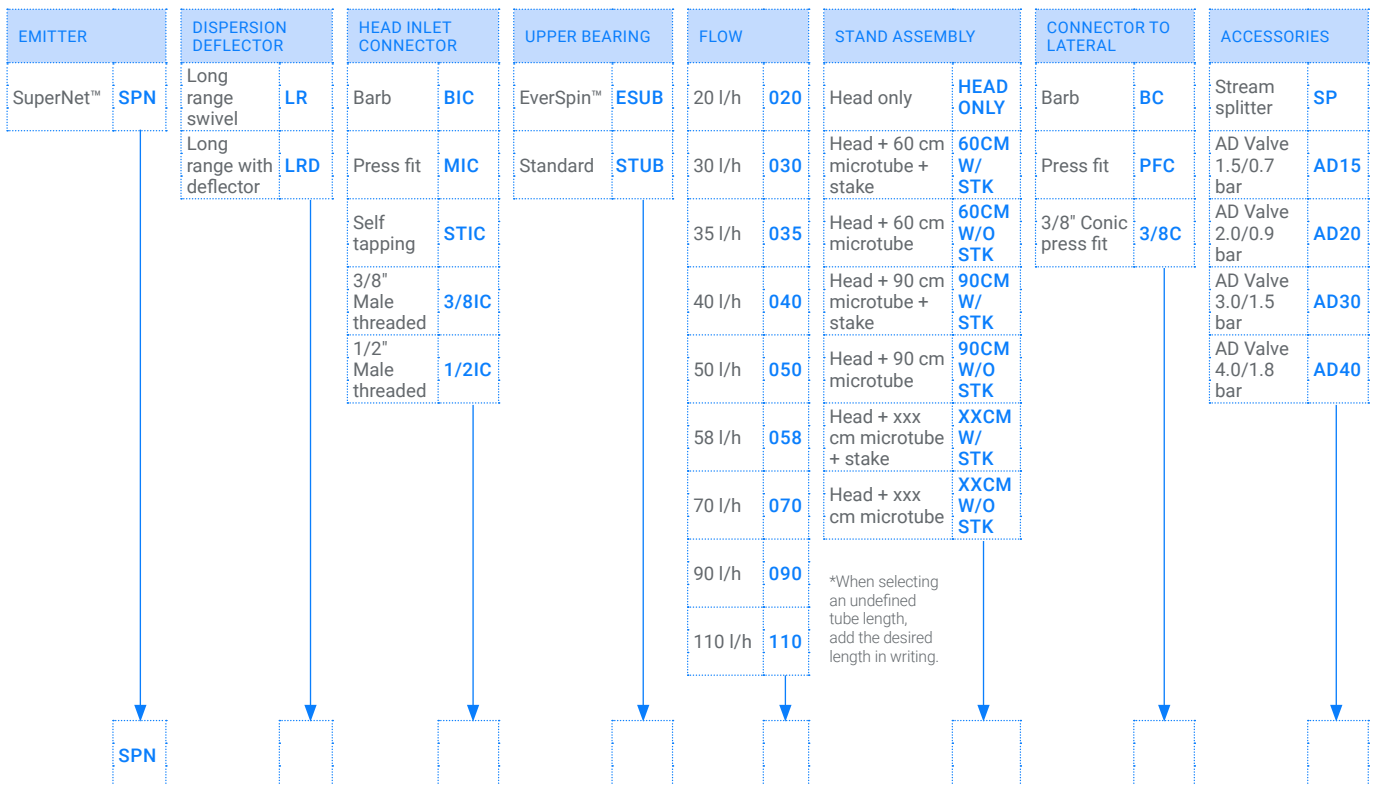
→ PACKAGING DATA

SUPERNET™ LR & LRD	QTY. P/BOX UNITS	BOX SIZE (CM X CM X CM)	BOX WEIGHT (KG)	BOXES P/PALLET	TOTAL UNITS P/PALLET	PALLET WEIGHT (KG)
HEAD ONLY	500	28 X 28 X 57	10.1	32	16000	335
COMPLETE STAND, 60 CM MICRO TUBE LENGTH, W/STAKE	100	18 X 34 X 79	8.3	20	2000	178
COMPLETE STAND, 60 CM MICRO TUBE LENGTH, W/O STAKE	200	18 X 34 X 79	7.5	20	4000	162
COMPLETE STAND, 90 CM MICRO TUBE LENGTH, W/STAKE	100	28 X 27 X 113	7.1	16	1600	124
COMPLETE STAND, 90 CM MICRO TUBE LENGTH, W/O STAKE	200	28 X 27 X 113	6.7	16	3200	117

→ ORDERING INFORMATION

Flowchart to determine the desired product definition

How to use: To determine the desired product definition select one of every set of options displayed on the chart.



→ SuperNet™ LR HEAD ONLY WITH STANDARD UPPER BEARING

MODEL & REGULATION CHAMBER COLOR	SWIVEL COLOR	BIC	STIC	MIC	3/8IC	1/2IC
020 / DARK PINK	DARK PINK	63500-001000	63500-053350	63500-113000	63500-105350	
030 / BROWN		63500-002300	63500-054650	63500-113600	63500-105450	63500-108950
035 / LIGHT BLUE		63500-002270	63500-055720	63500-114200		63500-108920
040 / BLUE		63500-003600	63500-055950	63500-114800	63500-105550	63500-109050
050 / GREEN	BLACK	63500-004900	63500-057250	63500-115500	63500-105650	
058 / GREY		63500-006200	63500-058550	63500-116100	63500-105750	63500-109254
070 / BLACK		63500-007500	63500-059850	63500-116700	63500-105850	63500-109350
090 / ORANGE		63500-008800	63500-061150	63500-117300	63500-105950	63500-109450
110 / RED		63500-010100	63500-062450	63500-117900		63500-109550

→ SuperNet™ LR HEAD ONLY WITH EverSpin™ UPPER BEARING

MODEL & REGULATION CHAMBER COLOR	SWIVEL COLOR	BIC	STIC	MIC	3/8IC	1/2IC
020 / DARK PINK	DARK PINK	63500-053355	63500-053360	63500-113010		
030 / BROWN			63500-054660	63500-113695		
035 / LIGHT BLUE			63500-063730			
040 / BLUE			63500-055960	63500-114810		
050 / GREEN	BLACK		63500-057260	63500-115620		
058 / GREY			63500-058560	63500-113605	63500-105755	63500-109252
070 / BLACK			63500-059860		63500-105870	
090 / ORANGE			63500-061160	63500-117405	63500-105960	
110 / RED						

→ SuperNet™ LR ASSEMBLY STANDS

MODEL	020	030	035	040	050	058	070	090	110
SPN LR STIC STUB XXX 60CM W/STK BC		63500-054850	63500-055735	63500-056350			63500-060250	63500-061550	
SPN LR STIC STUB XXX 60CM W/STK PFC				63500-056060			63500-060200		
SPN LR MIC STUB XXX 60CM W/STK BC							63500-116711		
SPN LR MIC STUB XXX 60CM W/STK PFC									
SPN LR BIC STUB XXX 60CM W/STK BC		63500-002700	63500-003552	63500-004000	63500-005300	63500-006600	63500-007900		63500-010500
SPN LR BIC STUB XXX 60CM W/STK PFC			63500-003551		63500-005200	63500-006500	63500-007800	63500-009100	63500-010400
SPN LR STIC STUB XXX 90CM W/STK BC									
SPN LR STIC STUB XXX 90CM W/STK PFC									
SPN LR MIC STUB XXX 90CM W/STK BC									
SPN LR MIC STUB XXX 90CM W/STK PFC									
SPN LR BIC STUB XXX 90CM W/STK BC		63500-003100		63500-004400	63500-005700	63500-007000	63500-008300	63500-009655	63500-010955
SPN LR BIC STUB XXX 90CM W/STK PFC					63500-005600				
SPN LR STIC STUB XXX 60CM W/O STK BC			63500-055725	63500-056150	63500-057450				63500-062650
SPN LR STIC STUB XXX 60CM W/O STK PFC	63500-053450	63500-054750	63500-055730	63500-056050	63500-057350	63500-058760	63500-059950	63500-061250	63500-062540
SPN LR MIC STUB XXX 60CM W/O STK BC								63500-117330	
SPN LR MIC STUB XXX 60CM W/O STK PFC									
SPN LR BIC STUB XXX 60CM W/O STK BC	63500-001200	63500-002500		63500-003800	63500-005100		63500-007700	63500-009000	
SPN LR BIC STUB XXX 60CM W/O STK PFC				63500-003700					
SPN LR STIC STUB XXX 90CM W/O STK BC									
SPN LR STIC STUB XXX 90CM W/O STK PFC									
SPN LR MIC STUB XXX 90CM W/O STK BC									
SPN LR MIC STUB XXX 90CM W/O STK PFC									
SPN LR BIC STUB XXX 90CM W/O STK BC	63500-001600	63500-003160		63500-004200	63500-005702		63500-008100		63500-010700
SPN LR BIC STUB XXX 90CM W/O STK PFC								63500-009300	

Missing catalog numbers available upon request.

Background color defines the code color of the respective swivel. All assembly stands include 4*6.5 mm black SPE micro-tube.

Other stand combinations can be ordered based on the attached flowchart which can help determine the desired product requirement.

→ SuperNet™ LRD HEAD ONLY WITH STANDARD UPPER BEARING

MODEL & REGULATION CHAMBER COLOR	SWIVEL COLOR	BIC	STIC	MIC	3/8IC	1/2IC
020 / DARK PINK	DARK PINK	63500-011360	63500-063710	63500-113100	63500-106150	63500-109650
030 / BROWN		63500-013050	63500-065050	63500-113700	63500-106200	63500-109700
035 / LIGHT BLUE		63500-014205	63500-063750	63500-114300	63500-106230	
040 / BLUE		63500-014350	63500-066350	63500-114900	63500-106250	
050 / GREEN	BLACK	63500-015650	63500-067650	63500-115600	63500-106300	
058 / GREY		63500-016950	63500-068950	63500-116200	63500-106350	
070 / BLACK		63500-018250	63500-070250	63500-116800	63500-106400	63500-109900
090 / ORANGE		63500-019550	63500-071550	63500-117400	63500-106450	63500-109950
110 / RED		63500-020850	63500-072850	63500-118000	63500-106500	

→ SuperNet™ LRD HEAD ONLY WITH EverSpin™ UPPER BEARING

MODEL & REGULATION CHAMBER COLOR	SWIVEL COLOR	BIC	STIC	MIC	3/8IC	1/2IC
020 / DARK PINK	DARK PINK	63500-001010	63500-063712		63500-106155	
030 / BROWN			63500-065055	63500-113710		
035 / LIGHT BLUE			63500-063752	63500-114310		
040 / BLUE			63500-066360	63500-114910		
050 / GREEN	BLACK		63500-067660	63500-115610	63500-107662	
058 / GREY						
070 / BLACK			63500-070260	63500-116805		
090 / ORANGE			63500-071560	63500-117410		
110 / RED				63500-118010		

→ SuperNet™ LRD ASSEMBLY STANDS

MODEL	020	030	035	040	050	058	070	090	110
SPN LRD STIC STUB XXX 60CM W/STK BC							63500-070650		63500-073250
SPN LRD STIC STUB XXX 60CM W/STK PFC									
SPN LRD MIC STUB XXX 60CM W/STK BC	63500-113170	63500-113770	63500-114370	63500-114970	63500-115670	63500-116270	63500-116760	63500-117470	63500-118070
SPN LRD MIC STUB XXX 60CM W/STK PFC									
SPN LRD BIC STUB XXX 60CM W/STK BC			63500-014201	63500-014750				63500-019950	
SPN LRD BIC STUB XXX 60CM W/STK PFC									
SPN LRD STIC STUB XXX 90CM W/STK BC	63500-200300					63500-069750	63500-071050	63500-072350	
SPN LRD STIC STUB XXX 90CM W/STK PFC									
SPN LRD MIC STUB XXX 90CM W/STK BC									
SPN LRD MIC STUB XXX 90CM W/STK PFC									
SPN LRD BIC STUB XXX 90CM W/STK BC	63500-012550	63500-013850		63500-015150	63500-016450		63500-019050	63500-020350	63500-021650
SPN LRD BIC STUB XXX 90CM W/STK PFC				63500-015240	63500-016460		63500-019150	63500-020250	63500-021750
SPN LRD STIC STUB XXX 60CM W/O STK BC		63500-065250						63500-071565	
SPN LRD STIC STUB XXX 60CM W/O STK PFC									
SPN LRD MIC STUB XXX 60CM W/O STK BC	63500-113150	63500-113750	63500-114350	63500-114950	63500-115650	63500-116250	63500-116850	63500-117450	63500-118050
SPN LRD MIC STUB XXX 60CM W/O STK PFC									
SPN LRD BIC STUB XXX 60CM W/O STK BC		63500-0013560			63500-015850				
SPN LRD BIC STUB XXX 60CM W/O STK PFC									
SPN LRD STIC STUB XXX 90CM W/O STK BC									63500-073450
SPN LRD STIC STUB XXX 90CM W/O STK PFC									
SPN LRD MIC STUB XXX 90CM W/O STK BC									
SPN LRD MIC STUB XXX 90CM W/O STK PFC								63500-117500	
SPN LRD BIC STUB XXX 90CM W/O STK BC	63500-012350				63500-016250		63500-018850		
SPN LRD BIC STUB XXX 90CM W/O STK PFC		63500-013550		63500-015060	63500-016270		63500-018870		63500-020860

Missing catalog numbers available upon request.

Background color defines the code color of the respective swivel. All assembly stands include 4*6.5 mm black SPE micro-tube.

Other stand combinations can be ordered based on the attached flowchart which can help determine the desired product requirement.

SuperNet™ MR & MRD

MIDDLE RANGE & MIDDLE RANGE WITH DEFLECTOR

Irrigation of tree plantations with
mid-size root volumes.



Pressure
Compensated



Reduces
Maintenance



Higher Reliability &
Longevity

Applications



Under Tree
Irrigation as
Single Head



Orchards frost
mitigation



Orchards
cooling

Benefits & Features

Ensures higher crop uniformity

- ✔ Thanks to a unique design of pressure compensation mechanism and special design of the sprinkler swivel and water channel

Achieves optimal results in a varied topography area

- ✔ With a unique pressure compensated mechanism, the SuperNet™ MR & MRD ensures uniform water and nutrient distribution around the tree, regardless of sprinkler's inlet pressures (within pressure range)

Reduced maintenance and higher reliability & longevity

- ✔ The water passage area is 30% larger (depending on the flow rate) than industry standard eliminates clogging issues
- ✔ Anti-ant mechanism preventing insect penetration into the area of the micro sprinkler nozzle
- ✔ Special row materials made the SuperNet™ resistant to all agrochemicals & weather conditions

***Note:** Filtration method shall be selected based on the type and concentration of the dirt particles contained in the water. Wherever sand exceeding 2 ppm exists in the water, a Hydrocyclone shall be installed before the main filter. Wherever sand/ silt/ clay solids exceed 100 ppm, pre-treatment shall be applied according to Netafim™ instructions

Specs. & Recommendations

- MR is a dynamic swivel irrigating a Middle Range area as single head
- MRD, Middle Range with Deflector. The stream deflector concentrates all the water in the area close to the young tree, and it can be broken, allowing for extended irrigation diameter.
- **7 different flow rates:** 20, 30, 35, 40, 50, 58, 70 l/h. Flow rates within pressure range
- **Pressure range:** 1.5-4.0 bar
- **5 types of inlet connectors:** Barb, Self-tapping, Press fit, 3/8", 1/2" male threaded
- **4 types of upper bearing:**
Standard = STUB - for normal water
Everspin™ = ESUB - for harsh conditions
Spring = SPUB, for upside-down installation
Everspin+Spring = SPES
- MR swivel color for all flow rates is Brown
- The regulation chamber is color coded for easy identification of the flow rate
- Conformity with ISO 8026 standards (SI 1406)
- **Recommended filtration*:**
200 micron / 80 mesh.

→ TECHNICAL DATA

MODEL	FLOW RATE (L/H)*	REGULATION CHAMBER CODE COLOR	NOZZLE SIZE (MM)	WORKING PRESSURE RANGE (BAR)	CONSTANT K	EXPONENT* X	WETTED DIAMETER (M)		SWIVEL (ROTOR) CODE COLOR
							MR MODEL 25 CM ABOVE GROUND	MRD MODEL 25 CM ABOVE GROUND	
020	20	DARK PINK	0.89	1.5-4.0	20	0	4.5	2.5	BROWN
030	30	BROWN	1.14	1.5-4.0	30	0	4.5	2.5	
035	35	LIGHT BLUE	1.20	1.5-4.0	35	0	4.5	2.5	
040	40	BLUE	1.28	1.5-4.0	40	0	5.0	2.5	
050	50	GREEN	1.43	1.5-4.0	50	0	5.0	2.5	
058	58	GREY	1.55	1.5-4.0	58	0	6.0	3.0	
070	70	BLACK	1.73	1.5-4.0	70	0	6.0	3.0	

* Within working pressure range

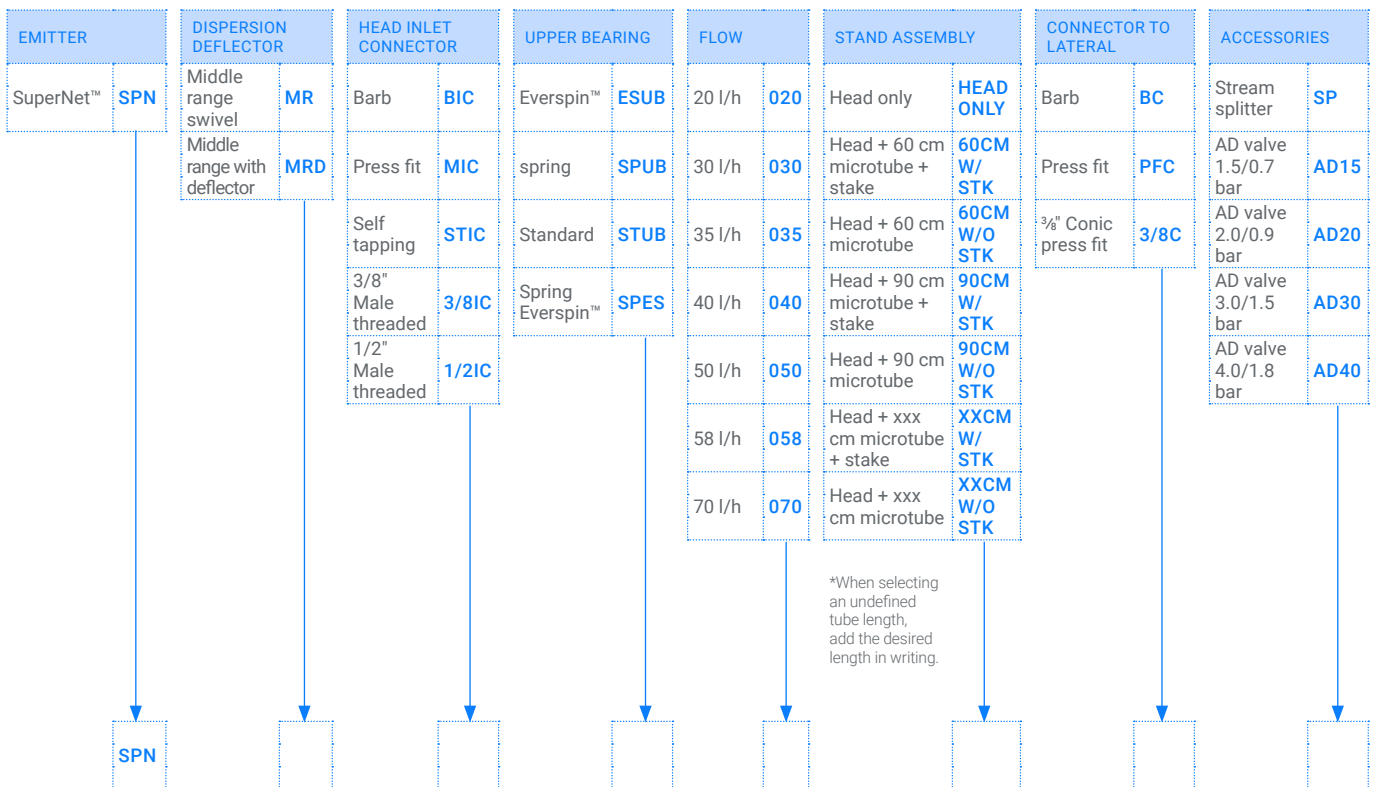
→ PACKAGING DATA

SUPERNET™ MR & MRD	QTY. P/ BOX UNITS	BOX SIZE (CM X CM X CM)	BOX WEIGHT (KG)	BOXES P/PALLET	TOTAL UNITS P/PALLET	PALLET WEIGHT (KG)
HEAD ONLY	500	28 X 28 X 57	10.1	32	16000	335
COMPLETE STAND, 60 CM MICRO TUBE LENGTH, W/STAKE	100	18 X 34 X 79	8.3	20	2000	178
COMPLETE STAND, 60 CM MICRO TUBE LENGTH, W/O STAKE	200	18 X 34 X 79	7.5	20	4000	162
COMPLETE STAND, 90 CM MICRO TUBE LENGTH, W/STAKE	100	28 X 27 X 113	7.1	16	1600	124
COMPLETE STAND, 90 CM MICRO TUBE LENGTH, W/O STAKE	200	28 X 27 X 113	6.7	16	3200	117

→ ORDERING INFORMATION

Flowchart to determine the desired product definition

How to use: To determine the desired product definition select one of every set of options displayed on the chart.



SuperNet™ SR & SRD

SHORT RANGE & SHORT RANGE WITH DEFLECTOR

Irrigation of tree plantations, and orchards where ground is shaded by the foliage, leaving dry strips between the rows.



Pressure
Compensated



Reduces
Maintenance



Higher Reliability &
Longevity

Applications



Under Tree
Irrigation as
Single Head



Orchards frost
mitigation



Orchards
cooling

Benefits & Features

Ensures higher crop uniformity

- ✔ Thanks to a unique design of pressure compensation mechanism and special design of the sprinkler swivel and water channel

Achieves optimal results in a varied topography area

- ✔ With a unique pressure compensated mechanism, the SuperNet™ SR & SRD ensures uniform water and nutrient distribution around the tree, regardless of sprinkler's inlet pressures (within pressure range)

Reduced maintenance and higher reliability & longevity

- ✔ The water passage area is 30% larger (depending on the flow rate) than industry standard eliminates clogging issues
- ✔ Anti-ant mechanism preventing insect penetration into the area of the micro sprinkler nozzle
- ✔ Special row materials made the SuperNet™ resistant to all agrochemicals & weather conditions

***Note:** Filtration method shall be selected based on the type and concentration of the dirt particles contained in the water. Wherever sand exceeding 2 ppm exists in the water, a Hydrocyclone shall be installed before the main filter. Wherever sand/ silt/ clay solids exceed 100 ppm, pre-treatment shall be applied according to Netafim™ instructions

Specs. & Recommendations

- SR is a dynamic swivel irrigating a Short Range area as single head
- SRD, Short Range with Deflector. The stream deflector concentrates all the water in the area close to the young tree, and it can be broken, allowing for extended irrigation diameter
- **9 different flow rates:** 20, 30, 35, 40, 50, 58, 70, 90, 110 l/h. Flow rates within Pressure range
- **Pressure range:** 1.5-4.0 bar
- **5 types of inlet connectors:** Barb, Self-tapping, Press fit, 3/8", 1/2" male threaded
- **4 types of upper bearing:**
Standard = STUB - for normal water
Everspin™ = ESUB - for harsh conditions
Spring = SPUB, for upside-down installation
Everspin+Spring = SPES
- SR swivel color for all flow rates is Blue
- The regulation chamber is color coded for easy identification of the flow rate
- Conformity with ISO8026 standards (SI 1406)
- **Recommended filtration*:** 200 mic./80 mesh

→ TECHNICAL DATA

MODEL	FLOW RATE (L/H)*	REGULATION CHAMBER CODE COLOR	NOZZLE SIZE (MM)	WORKING PRESSURE RANGE (BAR)	CONSTANT K	EXPONENT* X	WETTED DIAMETER (M)		SWIVEL (ROTOR) CODE COLOR
							SR MODEL 20 CM ABOVE GROUND	SRD MODEL 20 CM ABOVE GROUND	
020	20	DARK PINK	0.89	1.5 - 4.0	20	0	2.5	1.8	BLUE
030	30	BROWN	1.14	1.5 - 4.0	30	0	3.5	1.8	
035	35	LIGHT BLUE	1.20	1.5 - 4.0	35	0	3.5	1.8	
040	40	BLUE	1.28	1.5 - 4.0	40	0	3.5	1.8	
050	50	GREEN	1.43	1.5 - 4.0	50	0	4.5	1.8	
058	58	GREY	1.55	1.5 - 4.0	58	0	4.5	1.8	
070	70	BLACK	1.73	1.5 - 4.0	70	0	5.0	1.8	
090	90	ORANGE	1.74	1.5 - 4.0	90	0	5.0	2.0	
110	110	RED	1.70	2.0 - 4.0	110	0	6.5	2.0	

* Within working pressure range

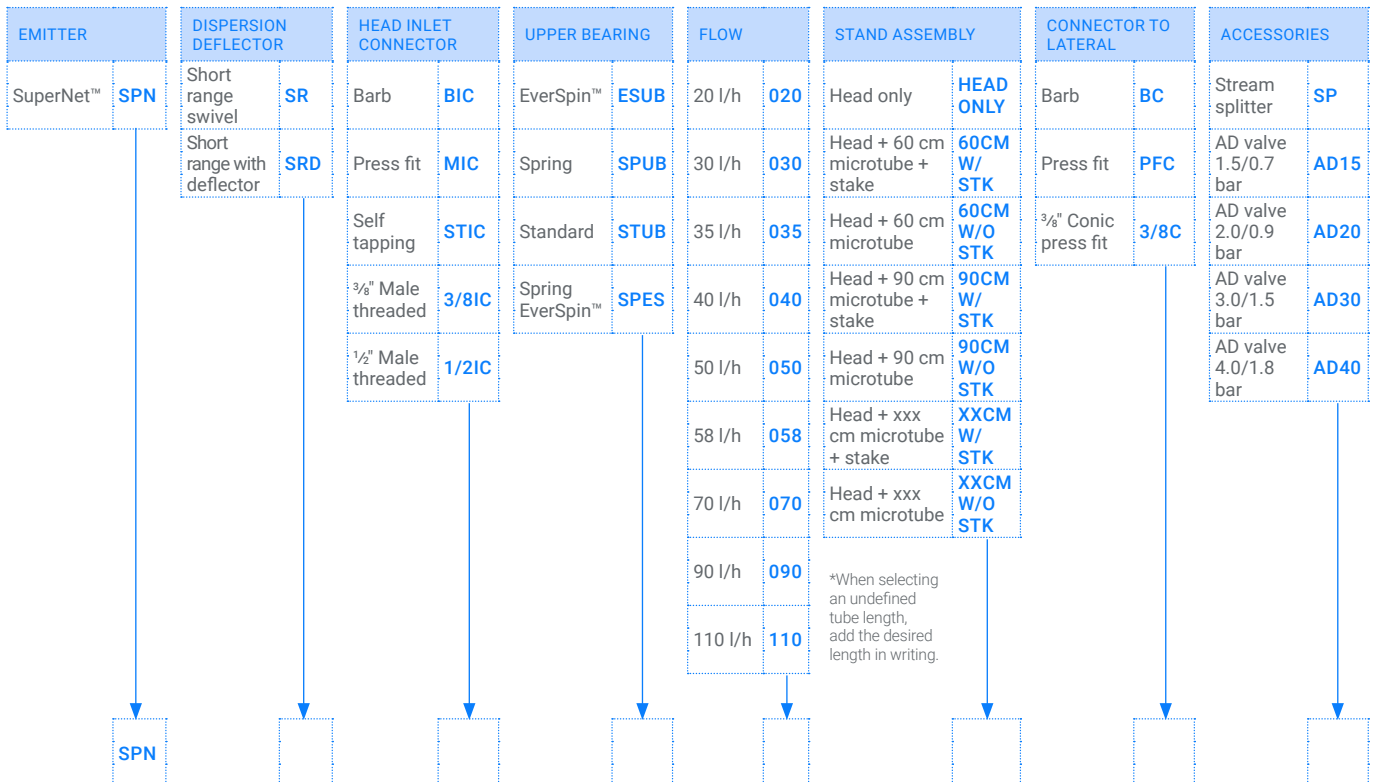
→ PACKAGING DATA

SUPERNET™ SR & SRD	QTY. P/BOX UNITS	BOX SIZE (CM X CM X CM)	BOX WEIGHT (KG)	BOXES P/PALLET	TOTAL UNITS P/PALLET	PALLET WEIGHT (KG)
HEAD ONLY	500	28 X 28 X 57	10.1	32	16000	335
COMPLETE STAND, 60 CM MICRO TUBE LENGTH, W/STAKE	100	18 X 34 X 79	8.3	20	2000	178
COMPLETE STAND, 60 CM MICRO TUBE LENGTH, W/O STAKE	200	18 X 34 X 79	7.5	20	4000	162
COMPLETE STAND, 90 CM MICRO TUBE LENGTH, W/STAKE	100	28 X 27 X 113	7.1	16	1600	124
COMPLETE STAND, 90 CM MICRO TUBE LENGTH, W/O STAKE	200	28 X 27 X 113	6.7	16	3200	117

→ ORDERING INFORMATION

Flowchart to determine the desired product definition

How to use: To determine the desired product definition select one of every set of options displayed on the chart.



* SPUB & SPES options are available for flow rate of 35 L/H and higher

→ SuperNet™ SR HEAD ONLY WITH STANDARD UPPER BEARING

MODEL & REGULATION CHAMBER COLOR	SWIVEL COLOR	BIC	STIC	MIC	3/8IC	1/2IC
020 / DARK PINK	BLUE	63500-022150	63500-074150	63500-118500		63500-110050
030 / BROWN		63500-023450	63500-075450	63500-119100		
035 / LIGHT BLUE			63500-075420	63500-119700	63500-106620	63500-110220
040 / BLUE		63500-024750	63500-076750	63500-120300	63500-106750	63500-110250
050 / GREEN		63500-026050	63500-078050	63500-120900	63500-106850	63500-110350
058 / GREY		63500-027350	63500-079350	63500-151500	63500-106950	
070 / BLACK		63500-028650	63500-080650	63500-122100	63500-107050	63500-110550
090 / ORANGE		63500-029950	63500-081950	63500-122700		63500-110650
110 / RED		63500-031250	63500-083250	63500-123300		

→ SuperNet™ SR HEAD ONLY WITH EverSpin™ UPPER BEARING

1*	2*	BIC	STIC	MIC	3/8IC	1/2IC
020	BLUE		63500-074152			
030			63500-075455			
035			63500-063800		63500-106630	
040			63500-076760			63500-110255
050		63500-026060	63500-078060	63500-120306		
058			63500-079360			
070			63500-080660		63500-106970	63500-110610
090			63500-081960		63500-107160	63500-110660
110						63500-110710

1. Model & regulation chamber color
2. Swivel color

→ SuperNet™ SR HEAD ONLY WITH SPRING UPPER BEARING

MODEL & REGULATION CHAMBER COLOR	SWIVEL COLOR	BIC	STIC	MIC
020 / DARK PINK	BLUE			
035 / L. BLUE		63500-023456	63500-075421	63500-119705
040 / BLUE		63500-024755	63500-076755	63500-120303
050 / GREEN		63500-026055	63500-078055	63500-120910
058 / GREY		63500-027355	63500-079355	63500-121510
070 / BLACK		63500-028655	63500-080655	
090 / ORANGE		63500-029955	63500-081970	63500-122715
110 / RED		63500-031260		

→ SuperNet™ SR ASSEMBLY STANDS

MODEL	020	030	035	040	050	058	070	090	110
SPN SR STIC STUB XXX 60CM W/STK BC		63500-075850	63500-075425		63500-078450		63500-081050		63500-083650
SPN SR STIC STUB XXX 60CM W/STK PFC			63500-075440						
SPN SR MIC STUB XXX 60CM W/STK BC	63500-113830								
SPN SR MIC STUB XXX 60CM W/STK PFC									
SPN SR BIC STUB XXX 60CM W/STK BC	63500-022550	63500-023850		63500-025150	63500-026450	63500-027750	63500-029050		63500-031650
SPN SR BIC STUB XXX 60CM W/STK PFC				63500-025180				63500-030250	
SPN SR STIC STUB XXX 90CM W/STK BC			63500-075430	63500-077550					
SPN SR STIC STUB XXX 90CM W/STK PFC									
SPN SR MIC STUB XXX 90CM W/STK BC									
SPN SR MIC STUB XXX 90CM W/STK PFC									
SPN SR BIC STUB XXX 90CM W/STK BC	63500-022950	63500-024250		63500-025610					
SPN SR BIC STUB XXX 90CM W/STK PFC									
SPN SR STIC STUB XXX 60CM W/O STK BC			63500-075427	63500-076950	63500-078250		63500-080850		
SPN SR STIC STUB XXX 60CM W/O STK PFC									
SPN SR MIC STUB XXX 60CM W/O STK BC					63500-115655				
SPN SR MIC STUB XXX 60CM W/O STK PFC									
SPN SR BIC STUB XXX 60CM W/O STK BC	63500-022350	63500-023650	63500-023430			63500-027550	63500-028850		
SPN SR BIC STUB XXX 60CM W/O STK PFC		63500-023740							
SPN SR STIC STUB XXX 90CM W/O STK BC				63500-077350		63500-079950			
SPN SR STIC STUB XXX 90CM W/O STK PFC									
SPN SR MIC STUB XXX 90CM W/O STK BC			63500-119720						
SPN SR MIC STUB XXX 90CM W/O STK PFC									
SPN SR BIC STUB XXX 90CM W/O STK BC		63500-024260			63500-026650		63500-029250		
SPN SR BIC STUB XXX 90CM W/O STK PFC									

Missing catalog numbers available upon request.

Background color defines the code color of the respective swivel. All assembly stands include 4*6.5 mm black SPE micro-tube.

Other stand combinations can be ordered based on the attached flowchart which can help determine the desired product requirement.

→ SuperNet™ SRD HEAD ONLY WITH STANDARD UPPER BEARING

MODEL & REGULATION CHAMBER COLOR	SWIVEL COLOR	BIC	STIC	MIC	3/8IC	1/2IC
020 / DARK PINK	BLUE	63500-033610	63500-085610	63500-118600	63500-107350	
030 / BROWN		63500-033850	63500-085850	63500-119200	63500-107450	
035 / LIGHT BLUE		63500-032550	63500-084550	63500-119800	63500-107520	
040 / BLUE		63500-035150	63500-087150	63500-120400	63500-107550	63500-111050
050 / GREEN		63500-036450	63500-088450	63500-121000	63500-107650	63500-111150
058 / GREY		63500-037750	63500-089750	63500-121600	63500-107750	
070 / BLACK		63500-039050	63500-091050	63500-122200	63500-107850	63500-111350
090 / ORANGE		63500-040350	63500-092350	63500-122800	63500-107950	63500-111450
110 / RED		63500-041830	63500-093650	63500-123400		

→ SuperNet™ SRD HEAD ONLY WITH EverSpin™ UPPER BEARING

MODEL & REGULATION CHAMBER COLOR	SWIVEL COLOR	BIC	STIC	MIC	3/8IC	1/2IC	
020 / DARK PINK	BLUE		63500-085615		63500-106570		
030 / BROWN			63500-085855		63500-107460		
035 / LIGHT BLUE				63500-087110	63500-119810		
040 / BLUE				63500-087160	63500-120405	63500-107560	
050 / GREEN				63500-088460	63500-121015	63500-107660	
058 / GREY		63500-037760		63500-089760	63500-121610	63500-107760	
070 / BLACK				63500-091060	63500-122210	63500-107860	
090 / ORANGE						63500-107960	
110 / RED							

→ SuperNet™ SRD ASSEMBLY STANDS

MODEL	020	030	035	040	050	058	070	090	110
SPN SRD STIC STUB XXX 60CM W/STK BC		63500-086250	63500-035110	63500-087550	63500-088850		63500-091450	63500-092750	
SPN SRD STIC STUB XXX 60CM W/STK PFC									
SPN SRD MIC STUB XXX 60CM W/STK BC	63500-118655	63500-119265	63500-119870	63500-120470	63500-121010	63500-121615	63500-122270	63500-122870	63500-123470
SPN SRD MIC STUB XXX 60CM W/STK PFC									
SPN SRD BIC STUB XXX 60CM W/STK BC	63500-032950	63500-034250	63500-035120	63500-035550	63500-036850	63500-038150	63500-039450	63500-040750	63500-042050
SPN SRD BIC STUB XXX 60CM W/STK PFC				63500-035630			63500-039350		
SPN SRD STIC STUB XXX 90CM W/STK BC			63500-087120	63500-087950			63500-091850		
SPN SRD STIC STUB XXX 90CM W/STK PFC								63500-092900	63500-094860
SPN SRD MIC STUB XXX 90CM W/STK BC									
SPN SRD MIC STUB XXX 90CM W/STK PFC									
SPN SRD BIC STUB XXX 90CM W/STK BC		63500-034650		63500-035950	63500-037250		63500-039850	63500-041150	63500-042450
SPN SRD BIC STUB XXX 90CM W/STK PFC			63500-035147						63500-042260
SPN SRD STIC STUB XXX 60CM W/O STK BC		63500-086050		63500-087350	63500-088650	63500-089950	63500-091250		
SPN SRD STIC STUB XXX 60CM W/O STK PFC	63500-085620								
SPN SRD MIC STUB XXX 60CM W/O STK BC	63500-118650	63500-119250	63500-119850	63500-120450	63500-121050	63500-121650	63500-122250	63500-122850	63500-123450
SPN SRD MIC STUB XXX 60CM W/O STK PFC									
SPN SRD BIC STUB XXX 60CM W/O STK BC		63500-034050		63500-035350	63500-036650		63500-039250		63500-041850
SPN SRD BIC STUB XXX 60CM W/O STK PFC		63500-033950							
SPN SRD STIC STUB XXX 90CM W/O STK BC									
SPN SRD STIC STUB XXX 90CM W/O STK PFC		63500-086260							
SPN SRD MIC STUB XXX 90CM W/O STK BC									
SPN SRD MIC STUB XXX 90CM W/O STK PFC									
SPN SRD BIC STUB XXX 90CM W/O STK BC				63500-035750					
SPN SRD BIC STUB XXX 90CM W/O STK PFC									

Missing catalog numbers available upon request.

Background color defines the code color of the respective swivel. All assembly stands include 4*6.5 mm black SPE micro-tube.

Other stand combinations can be ordered based on the attached flowchart which can help determine the desired product requirement.

SuperNet™ SSR

SUPER SHORT RANGE

Designed for permanent application in close proximity to trees.



Pressure
Compensated



Reduces
Maintenance



Higher Reliability &
Longevity

Applications



Under tree
irrigation as
single head



Orchards frost
mitigation



Orchards
cooling

Benefits & Features

Ensures higher crop uniformity

- ✔ Thanks to a unique design of pressure compensation mechanism and special design of the sprinkler swivel and water channel

Achieves optimal results in a varied topography area

- ✔ With a unique pressure compensated mechanism, the SuperNet™ SSR ensures uniform water and nutrient distribution around the tree, regardless of sprinkler's inlet pressures (within pressure range)

Reduced maintenance and higher reliability & longevity

- ✔ The water passage area is 30% larger (depending on the flow rate) than industry standard eliminates clogging issues
- ✔ Anti-ant mechanism preventing insect penetration into the area of the micro sprinkler nozzle
- ✔ Special row materials made the SuperNet™ resistant to all agrochemicals & weather conditions

Specs. & Recommendations

- SSR is a dynamic swivel irrigating a Super Short Range area as single head
- **3 different flow rates:** 30, 35, 40 l/h. Flow rates within Pressure range
- **Pressure range:** 1.5-4.0 bar
- **5 types of inlet connectors:** Barb, Self-tapping, Press fit, 3/8", 1/2" male threaded
- **2 types of upper bearing:**
Standard = STUB - for normal water
Everspin™ = ESUB - for harsh conditions
- SSR swivel color for all flow rates is Light Green
- The regulation chamber is color coded for easy identification of the flow rate
- Conformity with ISO 8026 standards (SI 1406)
- **Recommended filtration*:**
200 micron / 80 mesh

***Note:** Filtration method shall be selected based on the type and concentration of the dirt particles contained in the water. Wherever sand exceeding 2 ppm exists in the water, a Hydrocyclone shall be installed before the main filter. Wherever sand/ silt/ clay solids exceed 100 ppm, pre-treatment shall be applied according to Netafim™ instructions

→ TECHNICAL DATA

MODEL	FLOW RATE (L/H)*	REGULATION CHAMBER CODE COLOR	NOZZLE SIZE (MM)	WORKING PRESSURE RANGE (BAR)	CONSTANT K	EXPONENT* X	WETTED DIAMETER (M)		SWIVEL (ROTOR) CODE COLOR
							SSR MODEL 20 CM ABOVE GROUND	SSR MODEL 300 CM ABOVE GROUND	
030	30	BROWN	1.14	1.5 - 4.0	30	0	2.0	3.0	LIGHT GREEN
035	35	LIGHT BLUE	1.20	1.5 - 4.0	35	0	2.0	3.0	
040	40	BLUE	1.28	1.5 - 4.0	40	0	2.5	3.0	

* Within working pressure range

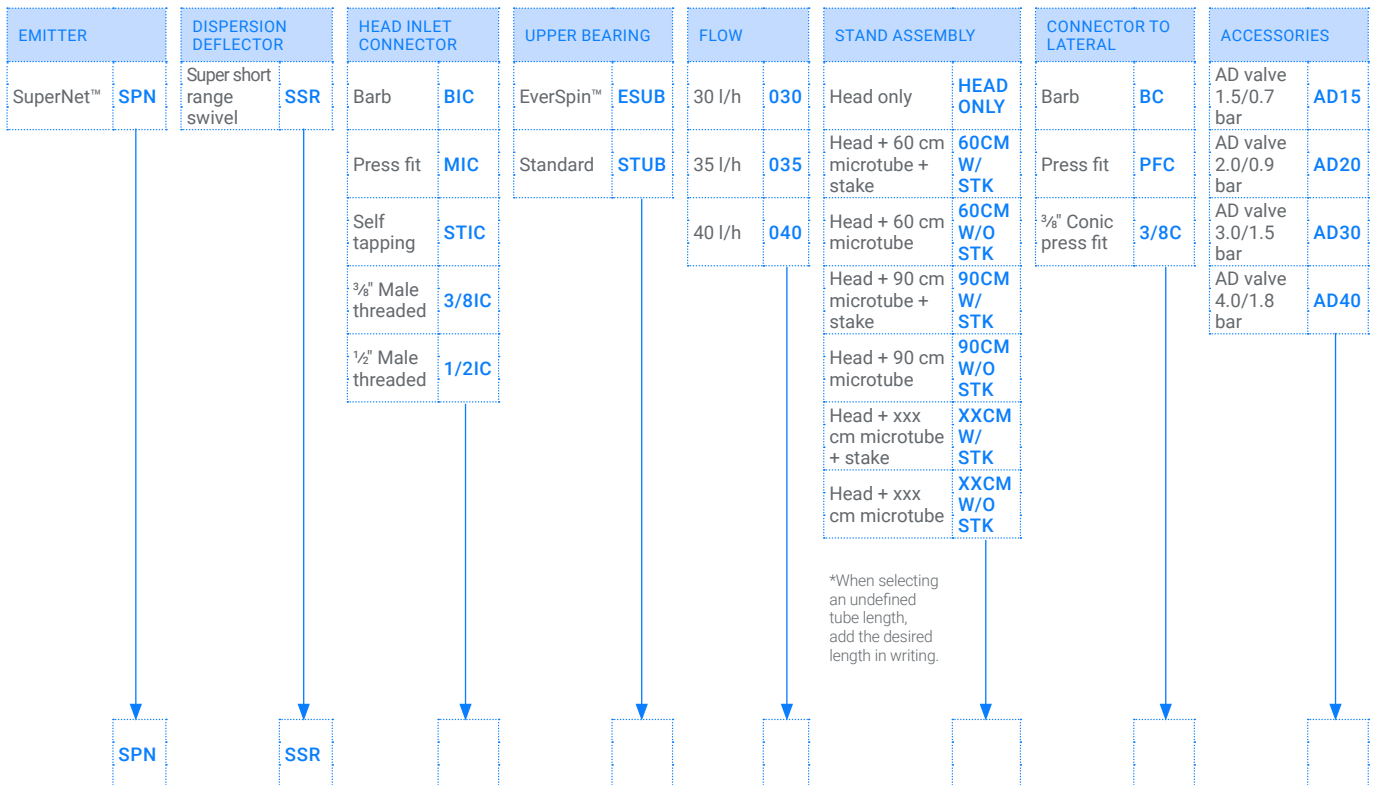
→ PACKAGING DATA

SUPERNET™ SSR	QTY. P/ BOX UNITS	BOX SIZE (CM X CM X CM)	BOX WEIGHT (KG)	BOXES P/PALLET	TOTAL UNITS P/PALLET	PALLET WEIGHT (KG)
HEAD ONLY	500	28 X 28 X 57	10.1	32	16000	335
COMPLETE SAND, 60 CM MICRO TUBE LENGTH, W/STAKE	100	18 X 34 X 79	8.3	20	2000	178
COMPLETE SAND, 60 CM MICRO TUBE LENGTH, W/O STAKE	200	18 X 34 X 79	7.5	20	4000	162
COMPLETE SAND, 90 CM MICRO TUBE LENGTH, W/STAKE	100	28 X 27 X 113	7.1	16	1600	124
COMPLETE SAND, 90 CM MICRO TUBE LENGTH, W/O STAKE	200	28 X 27 X 113	6.7	16	3200	117

→ ORDERING INFORMATION

Flowchart to determine the desired product definition

How to use: To determine the desired product definition select one of every set of options displayed on the chart.



→ SuperNet™ SSR HEAD ONLY WITH STANDARD UPPER BEARING

MODEL & REGULATION CHAMBER COLOR	SWIVEL COLOR	BIC	STIC	MIC	3/8IC
030	LIGHT GREEN	63500-157500	63500-151000		
035				63500-156000	63500-106622
040				63500-152000	

Missing catalog numbers available upon request.

Background color defines the code color of the respective swivel. All assembly stands include 4*6.5 mm black SPE micro-tube.

Other stand combinations can be ordered based on the attached flowchart which can help determine the desired product requirement.

SuperNet™ UD

UPSIDE DOWN

For upside-down irrigation below the tree,
to keep the ground clear.



Pressure
Compensated



Spring
Upper-Bearing
Technology



Higher Reliability &
Longevity

Applications



Upside-down under tree
irrigation, as single head

Benefits & Features

Ensures higher crop uniformity

- ✔ Thanks to a unique design of pressure compensation mechanism and special design of the sprinkler swivel and water channel

Achieves optimal results in a varied topography area

- ✔ With a unique pressure compensated mechanism, the SuperNet™ UD ensures uniform water and nutrient distribution around the tree, regardless of sprinkler's inlet pressures (within pressure range)

Reduced maintenance and higher reliability & longevity

- ✔ The water passage area is 30% larger (depending on the flow rate) than industry standard eliminates clogging issues
- ✔ Spring upper bearing with anti-ant mechanism keeps the swivel closed in inverted installation and preventing insect penetration into the area of the micro sprinkler nozzle
- ✔ Special row materials made the SuperNet™ resistant to all agrochemicals & weather conditions

Specs. & Recommendations

- UD is a dynamic swivel for irrigation in Upside-down installation as single head
- **7 different flow rates:** 30, 35, 40, 50, 58, 70, 90, l/h. (Flow rates within Pressure range)
- **Pressure range:** 1.5-4.0 bar
- **5 types of inlet connectors:** Barb, Self-tapping, Press fit, 3/8", 1/2" male threaded
- **3 types of upper bearing:**
Spring = SPUB, special design of upper bearing with spring technology, that keeps the swivel closed in inverted installation
Standard = STUB - for normal water
Everspin+Spring = SPES, Upper bearing with spring and Everspin™ technology for harsh conditions
- UD swivel color for all flow rates is Green
- The regulation chamber is color coded for easy identification of the flow rate
- Conformity with ISO 8026 standards (SI 1406)
- **Recommended filtration*:** 200 mic./80 mesh

*Note: Filtration method shall be selected based on the type and concentration of the dirt particles contained in the water. Wherever sand exceeding 2 ppm exists in the water, a Hydrocyclone shall be installed before the main filter. Wherever sand/ silt/ clay solids exceed 100 ppm, pre-treatment shall be applied according to Netafim™ instructions

→ TECHNICAL DATA

MODEL	FLOW RATE (L/H)*	REGULATION CHAMBER CODE COLOR	NOZZLE SIZE (MM)	WORKING PRESSURE RANGE (BAR)	CONSTANT K	EXPONENT* X	UD MODEL		SR MODEL IN UD POSITION	
							WETTED DIAMETER (M) 50 CM ABOVE CROP	SWIVEL (ROTOR) CODE COLOR	WETTED DIAMETER (M) 50 CM ABOVE CROP	SWIVEL (ROTOR) CODE COLOR
030	30	BROWN	1.14	1.5 - 4.0	30	0	6.0	GREEN	N/A	BLUE
035	35	LIGHT BLUE	1.20	1.5 - 4.0	35	0	6.0		4.0	
040	40	BLUE	1.28	1.5 - 4.0	40	0	6.5		4.0	
050	50	GREEN	1.43	1.5 - 4.0	50	0	6.5		4.0	
058	58	GREY	1.55	1.5 - 4.0	58	0	7.0		4.0	
070	70	BLACK	1.73	1.5 - 4.0	70	0	7.0		4.0	
090	90	ORANGE	1.74	1.5 - 4.0	90	0	7.0		4.0	

* Within working pressure range

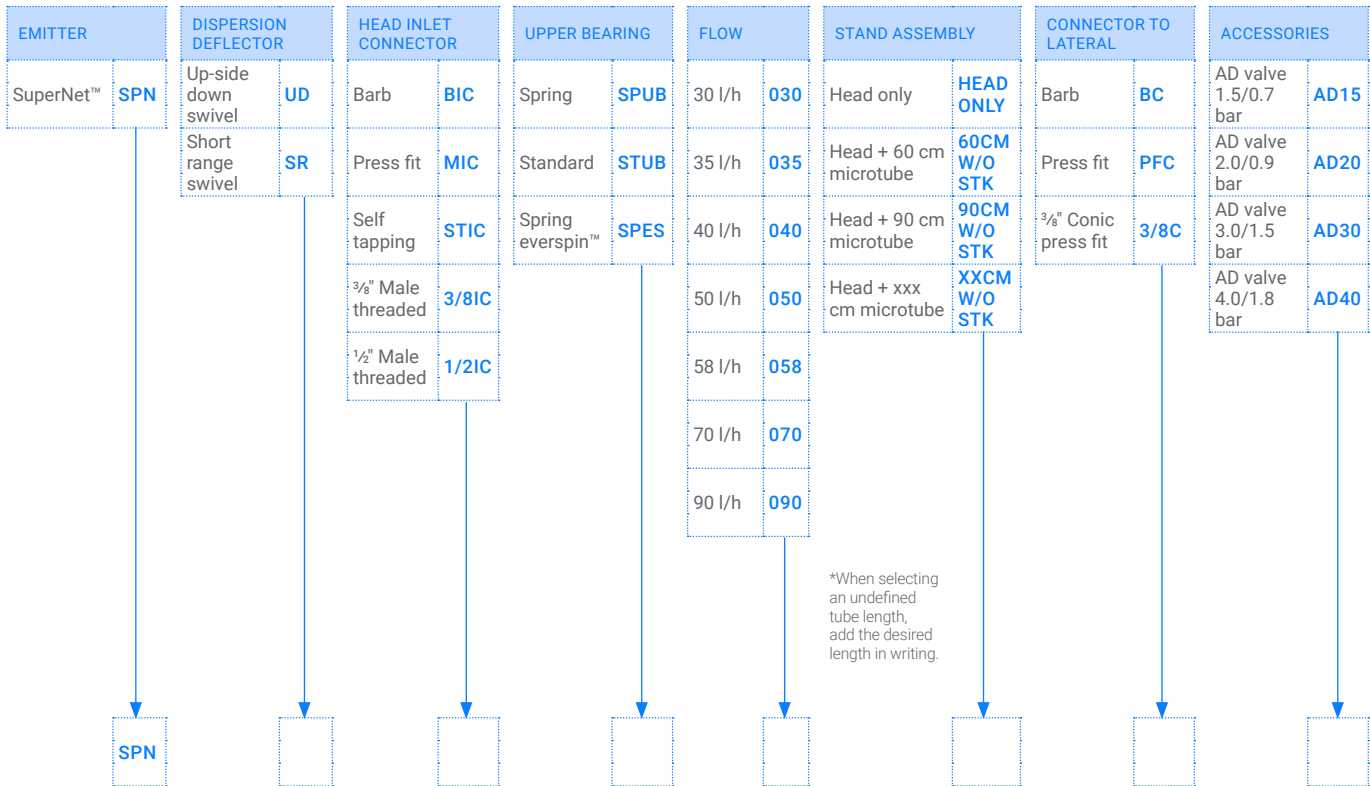
→ PACKAGING DATA

SUPERNET™ UD	QTY. P/ BOX UNITS	BOX SIZE (CM X CM X CM)	BOX WEIGHT (KG)	BOXES P/PALLET	TOTAL UNITS P/PALLET	PALLET WEIGHT (KG)
HEAD ONLY	500	28 X 28 X 57	10.1	32	16000	335
COMPLETE STAND, 30 CM TUBE LENGTH WITH STABILIZER	150	28 X 28 X 57	10.7	32	4800	342
COMPLETE STAND, 60 CM TUBE LENGTH WITH STABILIZER	150	18 X 34 X 79	11.8	20	3000	236
COMPLETE STAND, 90 CM TUBE LENGTH WITH STABILIZER	150	28 X 27 X 113	12.4	16	2400	198

→ ORDERING INFORMATION

Flowchart to determine the desired product definition

How to use: To determine the desired product definition select one of every set of options displayed on the chart.



→ SuperNet™ UD HEAD ONLY WITH STANDARD UPPER BEARING

MODEL & REGULATION CHAMBER COLOR	SWIVEL COLOR	BIC	STIC	MIC
030 / BROWN	GREEN			
035 / LIGHT BLUE		63500-189990		63500-171990
040 / BLUE		63500-190990		
050 / GREEN				
058 / GREY		63500-192990		63500-174990
070 / BLACK		63500-193990	63500-184990	63500-175990
090 / ORANGE				

→ SuperNet™ UD HEAD ONLY WITH SPRING UPPER BEARING

MODEL & REGULATION CHAMBER COLOR	SWIVEL COLOR	BIC	STIC	MIC
030 / BROWN	GREEN	63500-189000	63500-180000	63500-171000
035 / LIGHT BLUE		63500-190000	63500-181000	63500-172000
040 / BLUE		63500-191000	63500-182000	63500-173000
050 / GREEN		63500-192000	63500-183000	63500-174000
058 / GREY		63500-193000	63500-184000	63500-175000
070 / BLACK		63500-194000	63500-185000	63500-176000
090 / ORANGE		63500-195000	63500-186000	

→ SuperNet™ UD ASSEMBLY STANDS

MODEL	030	035	040	050	058	070	090
SPN UD STIC SPUB XXX 30CM W/STB BC	63500-180100		63500-182050		63500-184060		
SPN UD STIC SPUB XXX 60CM W/STB BC	63500-180300		63500-182150				
SPN UD STIC SPUB XXX 90CM W/STB BC	63500-180500	63500-181250	63500-182250				
SPN UD BIC SPUB XXX 30CM W/STB BC		63500-190010					
SPN UD BIC SPUB XXX 60CM W/STB BC				63500-192010		63500-007506	
SPN UD BIC SPUB XXX 90CM W/STB BC							
SPN UD MIC SPUB XXX 30CM W/STB BC		63500-172020					
SPN UD MIC SPUB XXX 60CM W/STB BC		63500-172100		63500-174100			
SPN UD MIC SPUB XXX 90CM W/STB BC							

Missing catalog numbers available upon request.

Background color defines the code color of the respective swivel. All assembly stands include 4*6.5 mm black SPE micro-tube.

Other stand combinations can be ordered based on the attached flowchart which can help determine the desired product requirement.

SuperNet™ Jet

JET IRRIGATION

For harsh water containing large amount of sand.



Pressure
Compensated



Jet Deflector
Technology



Higher Reliability &
Longevity

Applications



Under tree jets
irrigation as single head

Benefits & Features

Ensures higher crop uniformity

- ✔ Thanks to a unique design of pressure compensation mechanism and special design of the sprinkler swivel and water channel

Achieves optimal results in a varied topography area

- ✔ With a unique pressure compensated mechanism, the SuperNet™ JET ensures uniform water and nutrient distribution around the tree, regardless of sprinkler's inlet pressures (within pressure range)

Reduced maintenance and higher reliability & longevity

- ✔ The static Jet deflector technology is designed for harsh water containing large amount of sand thus causing excessive wear of the standard dynamic swivel
- ✔ The water passage area is 30% larger (depending on the flow rate) than industry standard eliminates clogging issues
- ✔ Anti-ant mechanism keeps the swivel closed and prevents insect penetration into the area of the micro sprinkler nozzle
- ✔ Special row materials made the SuperNet resistant to all agrochemicals & weather conditions

Specs. & Recommendations

- JET is a static deflector for irrigation with harsh water conditions
- **7 different flow rates:** 30, 35, 40, 50, 58, 70, 90, l/h. (Flow rates within Pressure range)
- **Pressure range:** 1.5-4.0 bar
- **5 types of inlet connectors:** Barb, Self-tapping, Press fit, 3/8", 1/2" male threaded
- **Special upper bearing:**
STUB = Square hole upper bearing, holds the deflector from spinning"
- **6 types of static deflectors:**
360 degrees (12 jets), 300 degrees (10 Jets), 2x90 (butterfly) (8 jets), 180 degrees (6 jets), 90 degrees (4 jets), FS flat spray deflector"
- JET deflector color for all flow rates is Orange
- The regulation chamber is color coded for easy identification of the flow rate
- Conformity with ISO8026 standards (SI 1406)
- **Recommended filtration*:** 200 mic./80 mesh

*Note: Filtration method shall be selected based on the type and concentration of the dirt particles contained in the water. Wherever sand exceeding 2 ppm exists in the water, a Hydrocyclone shall be installed before the main filter. Wherever sand/ silt/ clay solids exceed 100 ppm, pre-treatment shall be applied according to Netafim™ instructions

→ TECHNICAL DATA

MODEL	FLOW RATE (L/H)*	REGULATION CHAMBER CODE COLOR	NOZZLE SIZE (MM)	WORKING PRESSURE RANGE (BAR)	WETTED RADIUS (M) 20 CM ABOVE GROUND						DEFLECTOR CODE COLOR
					360 DEGREES - 12 JETS	300 DEGREES - 10 JETS	BUTTERFLY - 2*4 JETS	180 DEGREES - 6 JETS	90 DEGREES - 4 JETS	FLAT SPRAY	
030	30	BROWN	1.14	1.5 - 4.0	1.9	1.7	1.7	2.8	2.2	1.6	ORANGE
035	35	LIGHT BLUE	1.20	1.5 - 4.0	2.3	2.2	2.0	2.8	2.3	1.7	
040	40	BLUE	1.28	1.5 - 4.0	2.7	2.7	2.2	2.8	2.4	2.0	
050	50	GREEN	1.43	1.5 - 4.0	2.8	2.7	2.2	2.8	2.6	N/A	
058	58	GREY	1.55	1.5 - 4.0	2.8	2.9	2.5	3.1	2.9	N/A	
070	70	BLACK	1.73	1.5 - 4.0	2.9	2.9	2.5	3.1	2.9	N/A	
090	90	ORANGE	1.74	1.5 - 4.0	2.9	2.9	2.5	3.1	2.9	N/A	

* Within working pressure range

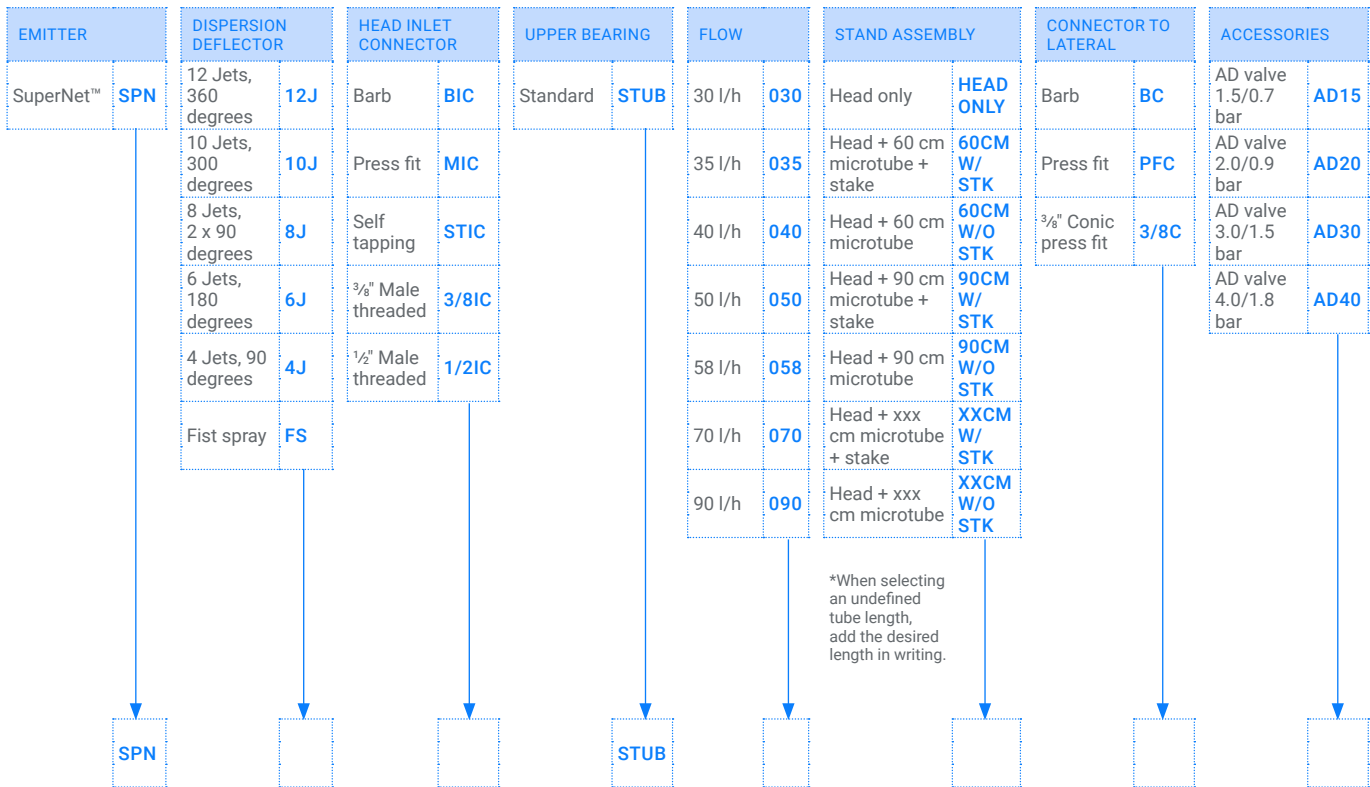
→ PACKAGING DATA

SUPERNET™ JET	QTY. P/ BOX UNITS	BOX SIZE (CM X CM X CM)	BOX WEIGHT (KG)	BOXES P/PALLET	TOTAL UNITS P/PALLET	PALLET WEIGHT (KG)
HEAD ONLY	500	28 X 28 X 57	10.1	32	16000	335
COMPLETE STAND, 60 CM MICRO TUBE LENGTH, W/STAKE	100	18 X 34 X 79	8.3	20	2000	178
COMPLETE STAND, 60 CM MICRO TUBE LENGTH, W/O STAKE	200	18 X 34 X 79	7.5	20	4000	162
COMPLETE STAND, 90 CM MICRO TUBE LENGTH, W/STAKE	100	28 X 27 X 113	7.1	16	1600	124
COMPLETE STAND, 90 CM MICRO TUBE LENGTH, W/O STAKE	200	28 X 27 X 113	6.7	16	3200	117

→ ORDERING INFORMATION

Flowchart to determine the desired product definition

How to use: To determine the desired product definition select one of every set of options displayed on the chart.



→ **SuperNet™ JET 12 JETS, HEAD ONLY WITH STANDARD UPPER BEARING**

MODEL & REGULATION CHAMBER COLOR	DEFLECTOR CODE COLOR	BIC	STIC	MIC
030 / BROWN	ORANGE		63500-096250	63500-124800
035 / LIGHT BLUE		63500-044710	63500-096910	63500-125200
040 / BLUE		63500-045550	63500-097550	63500-125800
050 / LIGHT GREEN			63500-098850	63500-126400
058 / GREY			63500-100150	
070 / BLACK		63500-049450	63500-101450	63500-127600
090 / ORANGE		63500-050750	63500-102750	

→ **SuperNet™ JET 10 JETS, HEAD ONLY WITH STANDARD UPPER BEARING**

MODEL & REGULATION CHAMBER COLOR	DEFLECTOR CODE COLOR	BIC	STIC	MIC
030 / BROWN	ORANGE			
035 / LIGHT BLUE		63500-044715		63500-125610
040 / BLUE			63500-097555	
050 / LIGHT GREEN				63500-126410
058 / GREY				
070 / BLACK		63500-049455		
090 / ORANGE				

→ **SuperNet™ JET 8 (2X90) JETS, HEAD ONLY WITH STANDARD UPPER BEARING**

MODEL & REGULATION CHAMBER COLOR	DEFLECTOR CODE COLOR	BIC	STIC	MIC
030 / BROWN	ORANGE	63500-044260	63500-096260	63500-124620
035 / LIGHT BLUE			63500-096920	
040 / BLUE		63500-045560	63500-097560	
050 / LIGHT GREEN				63500-126420
058 / GREY				
070 / BLACK		63500-049460	63500-101475	
090 / ORANGE				

→ **SuperNet™ JET 6 JETS, HEAD ONLY WITH STANDARD UPPER BEARING**

MODEL & REGULATION CHAMBER COLOR	DEFLECTOR CODE COLOR	BIC	STIC	MIC
030 / BROWN	ORANGE		63500-096270	
035 / LIGHT BLUE		63500-044730	63500-096930	63500-125650
040 / BLUE		63500-045570	63500-097570	63500-125850
050 / LIGHT GREEN		63500-046870		63500-126430
058 / GREY		63500-048170	63500-100170	
070 / BLACK		63500-049470	63500-101470	63500-127640
090 / ORANGE		63500-050770	63500-102770	

→ **SuperNet™ JET 4 JETS, HEAD ONLY WITH STANDARD UPPER BEARING**

MODEL & REGULATION CHAMBER COLOR	DEFLECTOR CODE COLOR	BIC	STIC	MIC
030 / BROWN	ORANGE		63500-096265	63500-124640
035 / LIGHT BLUE		63500-044725		
040 / BLUE		63500-045565	63500-097565	63500-125840
050 / LIGHT GREEN		63500-046865	63500-098875	63500-126425
058 / GREY				
070 / BLACK		63500-049465	63500-101465	63500-127630
090 / ORANGE			63500-102765	

→ **SuperNet™ JET HEAD ONLY WITH STANDARD UPPER BEARING**

MODEL & REGULATION CHAMBER COLOR	DEFLECTOR CODE COLOR	BIC	STIC	MIC
030 / BROWN	ORANGE			
035 / LIGHT BLUE		63500-199000	63500-197000	63500-198000
040 / BLUE				

Missing catalog numbers available upon request

→ SuperNet™ JET ASSEMBLY STANDS

MODEL	030	035	040	050	058	070	090
SPNJET 12J BIC XXX 60CM W/STK BC			63500-045950				63500-051150
SPNJET 12J STIC XXX 60CM W/STK BC	63500-096310	63500-097020	63500-097950	63500-099250			
SPNJET 12J MIC XXX 60CM W/STK BC							
SPNJET 12J BIC XXX 60CM W/STK PFC							
SPNJET 12J STIC XXX 60CM W/STK PFC							
SPNJET 12J MIC XXX 60CM W/STK PFC							
SPNJET 10J BIC XXX 60CM W/STK BC							
SPNJET 10J STIC XXX 60CM W/STK BC							63500-104010
SPNJET 10J MIC XXX 60CM W/STK BC							
SPNJET 10J BIC XXX 60CM W/STK PFC							
SPNJET 10J STIC XXX 60CM W/STK PFC							
SPNJET 10J MIC XXX 60CM W/STK PFC							
SPNJET 8J BIC XXX 60CM W/STK BC	63500-044267						
SPNJET 8J STIC XXX 60CM W/STK BC							
SPNJET 8J MIC XXX 60CM W/STK BC							
SPNJET 8J BIC XXX 60CM W/STK PFC							
SPNJET 8J STIC XXX 60CM W/STK PFC							
SPNJET 8J MIC XXX 60CM W/STK PFC							
SPNJET 6J BIC XXX 60CM W/STK BC				63500-046890			
SPNJET 6J STIC XXX 60CM W/STK BC							
SPNJET 6J MIC XXX 60CM W/STK BC							
SPNJET 6J BIC XXX 60CM W/STK PFC							
SPNJET 6J STIC XXX 60CM W/STK PFC			63500-097590				
SPNJET 6J MIC XXX 60CM W/STK PFC	63500-124635						
SPNJET 4J BIC XXX 60CM W/STK BC							
SPNJET 4J STIC XXX 60CM W/STK BC							
SPNJET 4J MIC XXX 60CM W/STK BC							
SPNJET 4J BIC XXX 60CM W/STK PFC							
SPNJET 4J STIC XXX 60CM W/STK PFC			63500-097567				
SPNJET 4J MIC XXX 60CM W/STK PFC							
SPNJET 12J BIC XXX 60CM W/O STK BC	63500-044273		63500-045750				
SPNJET 12J STIC XXX 60CM W/O STK BC			63500-097750				
SPNJET 12J MIC XXX 60CM W/O STK BC				63500-126500			
SPNJET 12J BIC XXX 60CM W/O STK PFC							
SPNJET 12J STIC XXX 60CM W/O STK PFC	63500-096300	63500-097000	63500-097700	63500-099000	63500-100250	63500-101550	63500-102850
SPNJET 12J MIC XXX 60CM W/O STK PFC							
SPNJET 10J BIC XXX 60CM W/O STK BC							
SPNJET 10J STIC XXX 60CM W/O STK BC	63500-096350			63500-096340			
SPNJET 10J MIC XXX 60CM W/O STK BC							
SPNJET 10J BIC XXX 60CM W/O STK PFC							
SPNJET 10J STIC XXX 60CM W/O STK PFC							
SPNJET 10J MIC XXX 60CM W/O STK PFC							
SPNJET 6J BIC XXX 60CM W/O STK BC			63500-045573				
SPNJET 6J STIC XXX 60CM W/O STK BC							
SPNJET 6J MIC XXX 60CM W/O STK BC							
SPNJET 6J BIC XXX 60CM W/O STK PFC							
SPNJET 6J STIC XXX 60CM W/O STK PFC							
SPNJET 6J MIC XXX 60CM W/O STK PFC							

Missing catalog numbers available upon request.

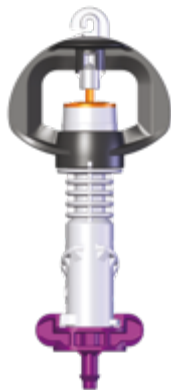
Background color defines the code color of the respective swivel. All assembly stands include 4*6.5 mm black SPE micro-tube.

Other stand combinations can be ordered based on the attached flowchart which can help determine the desired product requirement.

SuperNet™ Jet 20

JET IRRIGATION WITH 20 L/H NOZZLE

The SuperNet™ Jet 20 is designed for harsh water, containing large amounts of sand thus causing excessive wear of standard rotating swivel. It's internal shape, has special design allowing the micro-emitter to work in low flow rate.



Pressure Compensated



Low Flow Jet Deflector Technology



Higher Reliability & Longevity

Applications



Under tree jets irrigation as single head

Benefits & Features

Ensures higher crop uniformity

- ✔ Thanks to a unique design of pressure compensation mechanism and special design of the sprinkler swivel and water channel

Achieves optimal results in a varied topography area

- ✔ With a unique pressure compensated mechanism, the SuperNet™ JET 20 ensures uniform water and nutrient distribution around the tree, regardless of sprinkler's inlet pressures (within pressure range)

Reduced maintenance and higher reliability & longevity

- ✔ The static Jet 20 deflector technology is designed for low flow requirement and applications with harsh water, containing large amount of sand thus causing excessive wear of the standard dynamic swivel
- ✔ Anti-ant mechanism keeps the swivel closed and prevents insect penetration into the area of the micro-sprinkler nozzle
- ✔ Special row materials made the SuperNet resistant to all agrochemicals & weather conditions

Specs. & Recommendations

- JET 20 is a static deflector for irrigation with harsh water conditions and low flow requirements
- **1 flow rate:** 20 l/h.
(Flow rate within Pressure range)
- **Pressure range:** 1.5-4.0 bar
- **3 types of inlet connectors:** Barb, Self-tapping, Press fit
- **Special upper bearing:**
STUB = Square hole upper bearing, holds the deflector from spinning
- **3 types of static deflectors:**
180 degrees (6 jets), 90 degrees (4 jets), FS flat spray deflector
- JET 20 deflector color is Orange & Flow regulation tube color is Grey
- The regulation chamber is color coded for easy identification of the flow rate
- Conformity with ISO 8026 standards (SI 1406)
- **Recommended filtration*:** 200 mic./80 mesh

*Note: Filtration method shall be selected based on the type and concentration of the dirt particles contained in the water. Wherever sand exceeding 2 ppm exists in the water, a Hydrocyclone shall be installed before the main filter. Wherever sand/ silt/ clay solids exceed 100 ppm, pre-treatment shall be applied according to Netafim™ instructions

→ TECHNICAL DATA

MODEL	FLOW RATE (L/H)*	NOZZLE TUBE CODE COLOR	NOZZLE SIZE (MM)	WORKING PRESSURE RANGE (BAR)	WETTED DIAMETER (M)			DEFLECTOR CODE COLOR
					180 DEGREES 6 JETS 20 CM ABOVE GROUND	90 DEGREES 4 JETS 20 CM ABOVE GROUND	FLAT SPRAY 20 CM ABOVE GROUND	
020	20	GREY	0.68	1.5-4.0	2.1	2.0	1.6	ORANGE

* Within working pressure range

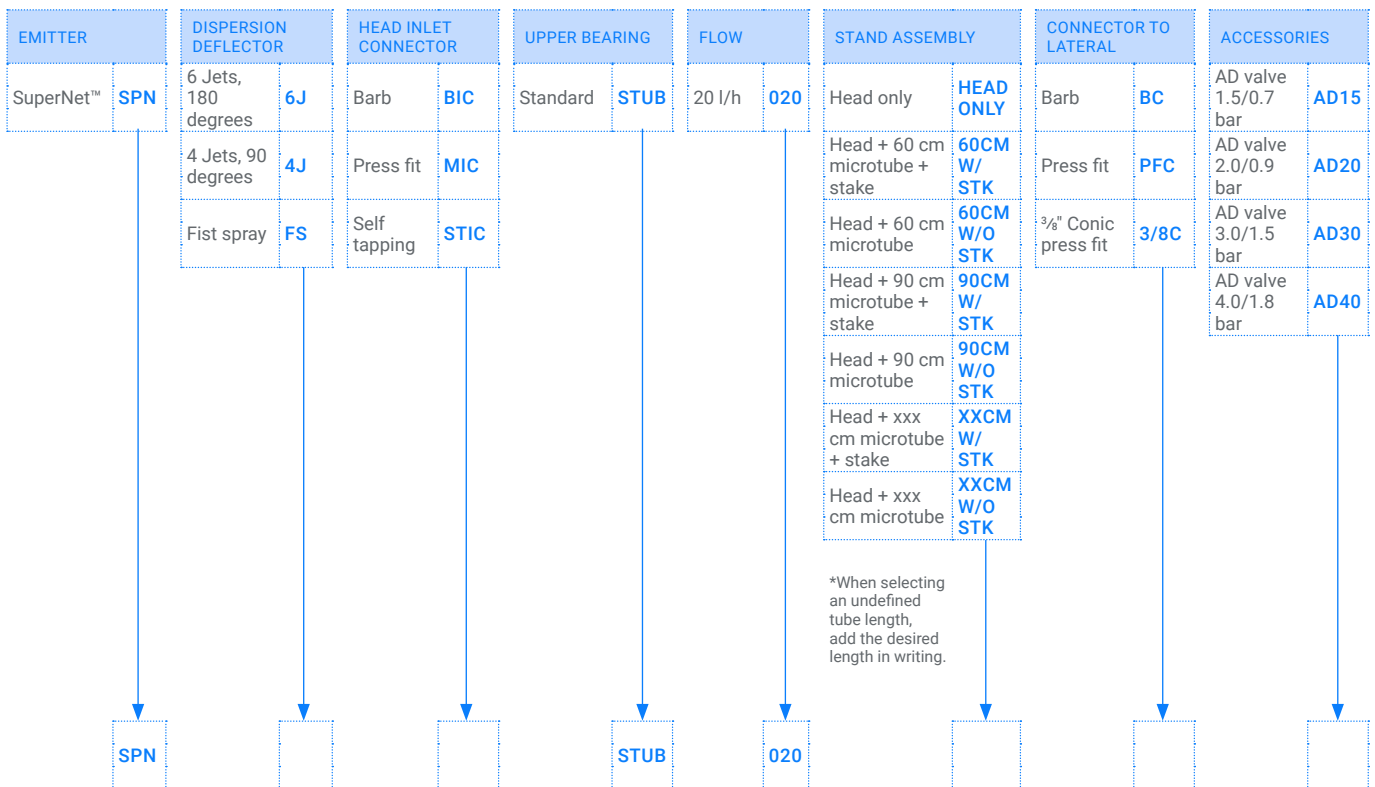
→ PACKAGING DATA

SUPERNET™ JET 20	QTY. P/ BOX UNITS	BOX SIZE (CM X CM X CM)	BOX WEIGHT (KG)	BOXES P/PALLET	TOTAL UNITS P/PALLET	PALLET WEIGHT (KG)
HEAD ONLY	500	28 X 28 X 57	10.1	32	16000	335

→ ORDERING INFORMATION

Flowchart to determine the desired product definition

How to use: To determine the desired product definition select one of every set of options displayed on the chart.



→ SuperNet™ JET 20 FS, HEAD ONLY WITH STANDARD UPPER BEARING

MODEL & REGULATION CHAMBER COLOR	DEFLECTOR CODE COLOR	BIC	STIC	MIC
020 / GRAY	ORANGE	63500-198990	63500-196999	

SuperNet™ GS Overlapping FULL COVERAGE IRRIGATION

Irrigation of tree plantations for applications require overlapping.



Pressure
Compensated



Reduces
Maintenance



Higher Reliability &
Longevity

Applications



Under tree
irrigation by
full coverage



Orchards frost
mitigation



Orchards
cooling

Benefits & Features

Ensures higher crop uniformity

- ✔ Thanks to a unique design of pressure compensation mechanism and special design of the sprinkler swivel and water channel

Achieves optimal results in a varied topography area

- ✔ With a unique pressure compensated mechanism, the SuperNet™ GS Overlapping ensures uniform water and nutrient distribution in between the trees, regardless of sprinkler's inlet pressures (within pressure range)

Reduced maintenance and higher reliability & longevity

- ✔ The water passage area is 30% larger (depending on the flow rate) than industry standard eliminates clogging issues
- ✔ Anti-ant mechanism preventing insect penetration into the area of the micro sprinkler nozzle
- ✔ Special row materials made the SuperNet™ resistant to all agrochemicals & weather conditions resistant to all agrochemicals & weather conditions

Specs. & Recommendations

- GS - Grey Swivel - is a dynamic swivel for full coverage irrigation. Creates overlapping between micro-sprinkler
- **2 different flow rates:** 90, 110. (Flow rates within Pressure range)
- **Pressure range:** 1.5-4.0 bar
- **5 types of inlet connectors:** Barb, Self-tapping, Press fit, 3/8", 1/2" male threaded
- **2 types of upper bearing:**
Standard = STUB - for normal water
Everspin™ = ESUB - for harsh conditions"
- GS swivel for all flow rates is Grey
- The regulation chamber is color coded for easy identification of the flow rate
- Conformity with ISO 8026 standards (SI 1406)
- **Recommended filtration*:** 200 mic./80 mesh

***Note:** Filtration method shall be selected based on the type and concentration of the dirt particles contained in the water. Wherever sand exceeding 2 ppm exists in the water, a Hydrocyclone shall be installed before the main filter. Wherever sand/ silt/ clay solids exceed 100 ppm, pre-treatment shall be applied according to Netafim™ instructions

→ TECHNICAL DATA

MODEL	FLOW RATE (L/H)*	REGULATION CHAMBER CODE COLOR	NOZZLE SIZE (MM)	WORKING PRESSURE RANGE (BAR)	CONSTANT K	EXPONENT* X	WETTED DIAMETER (M) GS 100 CM ABOVE GROUND	SWIVEL (ROTOR) CODE COLOR
090	90	ORANGE	1.74	2.0 - 4.0	90	0	7.5	LIGHT GREY
110	110	RED	1.70	2.0 - 4.0	110	0	8.0	

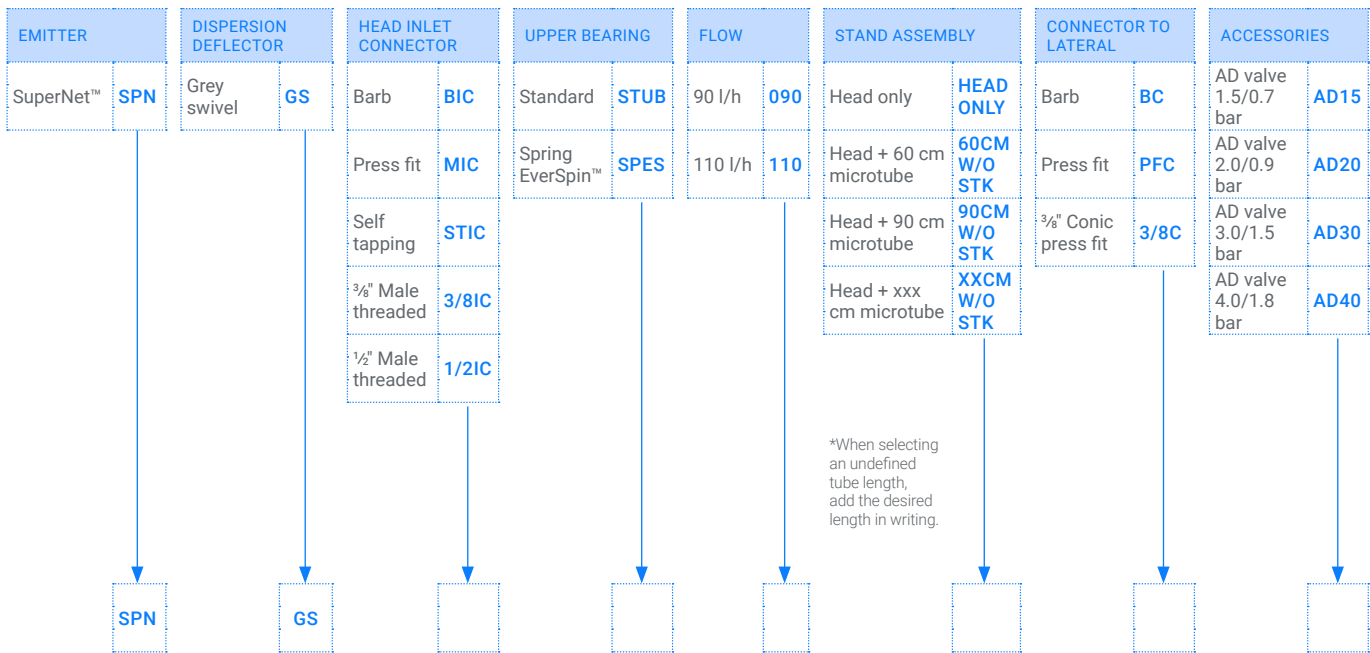
→ PACKAGING DATA

SUPERNET™ GS	QTY. P/ BOX UNITS	BOX SIZE (CM X CM X CM)	BOX WEIGHT (KG)	BOXES P/PALLET	TOTAL UNITS P/PALLET	PALLET WEIGHT (KG)
HEAD ONLY	500	28 X 28 X 57	10.1	32	16000	335
COMPLETE STAND, 60 CM MICRO TUBE LENGTH, W/STAKE	100	18 X 34 X 79	8.3	20	2000	178
COMPLETE STAND, 60 CM MICRO TUBE LENGTH, W/O STAKE	200	18 X 34 X 79	7.5	20	4000	162
COMPLETE STAND, 90 CM MICRO TUBE LENGTH, W/STAKE	100	28 X 27 X 113	7.1	16	1600	124
COMPLETE STAND, 90 CM MICRO TUBE LENGTH, W/O STAKE	200	28 X 27 X 113	6.7	16	3200	117

→ ORDERING INFORMATION

Flowchart to determine the desired product definition

How to use: To determine the desired product definition select one of every set of options displayed on the chart.



→ SuperNet™ GS HEAD ONLY WITH STANDARD UPPER BEARING

MODEL & REGULATION CHAMBER COLOR	SWIVEL COLOR	BIC	STIC	MIC	3/8IC	1/2IC
090 / ORANGE	LIGHT GREY		63500-095700	63500-136000		63500-166000
110 / RED		63500-043900	63500-096000	63500-137000	63500-163000	

→ SuperNet™ GS ASSEMBLY STANDS

MODEL	090	110
SPN GS BIC STUB XXX 120CM W/O STK PFC	63500-043660	63500-043960
SPN GS MIC STUB XXX 120CM W/O STK PFC		
SPN GS STIC STUB XXX 120CM W/O STK PFC		

Missing catalog numbers available upon request.


Background color defines the code color of the respective swivel. All assembly stands include 4*6.5 mm black SPE micro-tube.

Other stand combinations can be ordered based on the attached flowchart which can help determine the desired product requirement.




SuperNet™
Components


STANDARD UPPER BEARING CIRCULAR HOLE

	PRODUCT DESCRIPTION	To be used on all SuperNet™ micro-sprinklers
	1 UNIT	63520-005450
	100 UNITS / BAG	63520-005470


STANDARD UPPER BEARING SQUARE HOLE

	PRODUCT DESCRIPTION	To be used on all SuperNet™ Micro-Jets (Grey)
	1 UNIT	63520-005400
	100 UNITS / BAG	63520-005420

EverSpin™ UPPER BEARING CIRCULAR HOLE

	PRODUCT DESCRIPTION	To be used on all SuperNet™ micro-sprinklers in harsh water conditions
	1 UNIT	63520-011400
	100 UNITS / BAG	63520-011425

SPRING UPPER BEARING CIRCULAR HOLE

	PRODUCT DESCRIPTION	To be used on UD SuperNet™ micro-sprinklers
	1 UNIT	63520-011500
	100 UNITS / BAG	63520-011530


FRAME

	1 UNIT	63520-005500
	10 UNITS / BAG	63520-005525
	100 UNITS / BAG	63520-005510


STREAM SPLITTER

	1 UNIT	63520-005800
	10 UNITS / BAG	-
	100 UNITS / BAG	63520-005830

SPRING EverSpin™ UPPER BEARING

	PRODUCT DESCRIPTION	To be used on UD SuperNet™ micro-sprinklers in harsh water conditions	
	1 UNIT	63520-011300	
	10 UNITS / BAG		


LR SWIVEL (PURPLE)

	PRODUCT DESCRIPTION	To be used with 20, 30, 35 and 40 l/h
	1 UNIT	63520-005100
	10 UNITS / BAG	63520-005102
	100 UNITS / BAG	63520-005115


LR SWIVEL (BLACK)

	PRODUCT DESCRIPTION	To be used with 50, 58, 70, 90 and 110 l/h
	1 UNIT	63520-005000
	10 UNITS / BAG	63520-005005
	100 UNITS / BAG	63520-005010


SR SWIVEL (BLUE)

	PRODUCT DESCRIPTION	To be used with all flows	
	1 UNIT	63520-005200	
	10 UNITS / BAG	63520-005205	
	100 UNITS / BAG	63520-005220	


LRD SWIVEL (PURPLE)

	PRODUCT DESCRIPTION	To be used with 20, 30, 35 and 40 l/h
	1 UNIT	63520-005160
	10 UNITS / BAG	63520-005165
	100 UNITS / BAG	63520-005170


LRD SWIVEL (BLACK)

	PRODUCT DESCRIPTION	To be used with 50, 58, 70, 90 and 110 l/h
	1 UNIT	63520-005150
	10 UNITS / BAG	-
	100 UNITS / BAG	63520-005155


SRD SWIVEL (BLUE)

	PRODUCT DESCRIPTION	To be used with all flows	
	1 UNIT	63520-005300	
	10 UNITS / BAG	-	
	100 UNITS / BAG	63520-005310	


UD SWIVEL (GREEN) W/SLEEVE

	PRODUCT DESCRIPTION	To be used with 30, 35, 40, 50, 58 and 70 l/h
	1 UNIT	63520-005180
	10 UNITS / BAG	63520-005185
	100 UNITS / BAG	63520-005188


LR SWIVEL (GREY)

	PRODUCT DESCRIPTION	To be used with 90 and 110 l/h
	1 UNIT	63520-005120
	10 UNITS / BAG	63520-005122
	100 UNITS / BAG	63520-005125


SSR SWIVEL (LIGHT GREEN)

	PRODUCT DESCRIPTION	To be used with 30, 35 and 40 l/h	
	1 UNIT	63520-005320	
	10 UNITS / BAG	-	
	100 UNITS / BAG	63520-005340	


MR SWIVEL (BROWN)

	PRODUCT DESCRIPTION	To be used with 27, 40, 58, 70
	1 UNIT	63520-013500
	100 UNITS / BAG	63520-013520

MRD SWIVEL (BROWN)

	PRODUCT DESCRIPTION	To be used with 27, 40, 58, 70
	1 UNIT	63520-013550
	100 UNITS / BAG	63520-013560

STATIC DEFLECTORS

	PRODUCT DESCRIPTION	To be used with 30, 35, 40, 50, 58, 70 and 90 l/h	

	1 UNIT	100 UNITS / BAG
12 JETS (360°)	63520-005350	63520-005355
10 JETS (300°)	63520-005360	63520-005365
8 JETS (2*90°)	63520-005370	63520-005375
6 JETS (180°)	63520-005380	63520-005385
4 JETS (90°)	63520-005390	63520-005397
FS, FLAT SPRAY	63520-005392	-

Missing catalog numbers available upon request.

NOZZLE TUBE

	20 L/H	63520-001000
	30 L/H	63520-001100
	35 L/H	63520-001150
	40 L/H	63520-001200
	50 L/H	63520-001300
	58 L/H	63520-001400
	70 L/H	63520-001500
	90 L/H	63520-001600
110 L/H	63520-001700	


DIAPHRAGM

	1 UNIT	63520-005630
	100 UNITS / BAG	

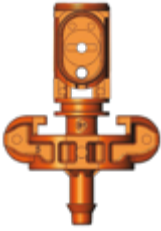
"O" RING

	1 UNIT	63520-005700
	100 UNITS / BAG	63520-005720


NOZZLE TUBE JET 20 GREY

	1 UNIT	63520-00090

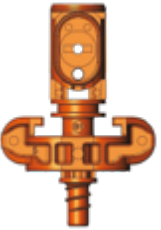
FLOW CONTROL CHAMBER WITH BARB INLET CONNECTOR

	20 LH / DARK PINK	63520-001800
	30 LH / BROWN	63520-002200
	35 LH / LIGHT BLUE	63520-002510
	40 LH / BLUE	63520-002600
	50 LH / GREEN	63520-003000
	58 LH / GREY	63520-003400
	70 LH / BLACK	63520-003800
	90 LH / ORANGE	63520-004200
	110 LH / RED	63520-004600

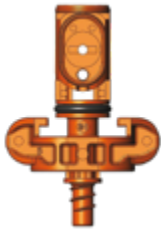
FLOW CONTROL CHAMBER WITH BARB INLET CONNECTOR + ASSEMBLY "O" RING

	20 LH / DARK PINK	63520-004912
	30 LH / BROWN	63520-004925
	35 LH / LIGHT BLUE	
	40 LH / BLUE	
	50 LH / GREEN	63520-004952
	58 LH / GREY	
	70 LH / BLACK	
	90 LH / ORANGE	
	110 LH / RED	63520-004981

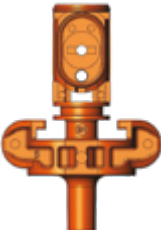
FLOW CONTROL CHAMBER WITH SELF TAPPING INLET CONNECTOR

	20 LH / DARK PINK	63520-001900
	30 LH / BROWN	63520-002300
	35 LH / LIGHT BLUE	63520-002520
	40 LH / BLUE	63520-002700
	50 LH / GREEN	63520-003100
	58 LH / GREY	63520-003500
	70 LH / BLACK	63520-003900
	90 LH / ORANGE	63520-004300
	110 LH / RED	63520-004700

FLOW CONTROL CHAMBER WITH SELF TAPPING INLET CONNECTOR + ASSEMBLY "O" RING

	20 LH / DARK PINK	63520-004910
	30 LH / BROWN	63520-004920
	35 LH / LIGHT BLUE	63520-004930
	40 LH / BLUE	63520-004940
	50 LH / GREEN	63520-004950
	58 LH / GREY	63520-004960
	70 LH / BLACK	63520-004970
	90 LH / ORANGE	63520-004980
	110 LH / RED	63520-004990


FLOW CONTROL CHAMBER WITH MALE PRESS-FIT INLET CONNECTOR

	20 LH / DARK PINK	63520-001750
	30 LH / BROWN	63520-002150
	35 LH / LIGHT BLUE	63520-002505
	40 LH / BLUE	63520-002570
	50 LH / GREEN	63520-002950
	58 LH / GREY	63520-003350
	70 LH / BLACK	63520-003750
	90 LH / ORANGE	63520-004150
	110 LH / RED	63520-004550

FLOW CONTROL CHAMBER WITH 3/8" MALE THREADED INLET CONNECTOR

	20 LH / DARK PINK	63250-002000
	30 LH / BROWN	63250-002400
	35 LH / LIGHT BLUE	63250-002530
	40 LH / BLUE	63250-002800
	50 LH / GREEN	63250-003200
	58 LH / GREY	63250-003600
	70 LH / BLACK	63250-004000
	90 LH / ORANGE	63250-004400
	110 LH / RED	63250-004800

FLOW CONTROL CHAMBER WITH 1/2" MALE THREADED INLET CONNECTOR

	20 LH / DARK PINK	63250-002100
	30 LH / BROWN	63250-002500
	35 LH / LIGHT BLUE	63250-002550
	40 LH / BLUE	63250-002900
	50 LH / GREEN	63250-003300
	58 LH / GREY	63250-003730
	70 LH / BLACK	63250-004100
	90 LH / ORANGE	63250-004500
	110 LH / RED	63250-004900

Missing catalog numbers available upon request.

GyroNet™ LR & LRD

LONG RANGE & LONG RANGE WITH DEFLECTOR

Irrigation of tree plantations with large root volumes in flat terrains.



Anti-Ant
Mechanism



High Clogging
Resistance



Higher Reliability &
Longevity

Applications



Under tree
irrigation as
single head



Orchards frost
mitigation



Orchards
cooling

Benefits & Features

Ensures higher crop uniformity

- ✔ Thanks to unique design of the sprinkler's rotor water channel

Reduced maintenance and repair cost

- ✔ The GyroNet™ has pop-up swivel, functions as anti-ant mechanism, preventing insect penetration into the area of the micro-sprinkler nozzle

Higher reliability & longevity

- ✔ Long-term reliable service, simple, modular parts, clog resistant design
- ✔ Specialty raw material makes it resistant to all agrochemicals & weather conditions

Specs. & Recommendations

- LR is a dynamic swivel irrigating a Long Range area as single head
- LRD, Long Range with Deflector. The stream deflector concentrates all the water in the area close to the young tree, and it can be broken, allowing for extended irrigation diameter
- **10 different flow rates:** 27, 40, 58, 70, 90, 120, 150, 200, 250, 300 L/H
- **Nominal flow rate at:** 1.7 bar
- **Recommended pressure range:** 1.5-2.5 bar
- **3 types of inlet connectors:** Self-tapping, Press fit, 3/8"
- **2 types of upper bearing:**
Standard = STUB - for normal water
Everspin™ = ESUB - for harsh conditions"
- LR swivel colored Purple for flows 27-40, Black for 70-120 and Grey for 150-300 L/H
- The nozzle is color coded for easy identification of the flow rate
- Conformity with ISO 8026 standards (SI 1406)
- **Recommended filtration*:** 200 mic./80 mesh

***Note:** Filtration method shall be selected based on the type and concentration of the dirt particles contained in the water. Wherever sand exceeding 2 ppm exists in the water, a Hydrocyclone shall be installed before the main filter. Wherever sand/ silt/ clay solids exceed 100 ppm, pre-treatment shall be applied according to Netafim™ instructions

→ TECHNICAL DATA

MODEL	NOZZLE CODE COLOR	NOZZLE SIZE (MM)	CONSTANT K	EXPONENT X	MAXIMUM WORKING PRESSURE (BAR)	WETTED DIAMETER (M)		SWIVEL (ROTOR) CODE COLOR
						LR 20 CM ABOVE GROUND	LRD 20 CM ABOVE GROUND	
027	BROWN	0.75	6.7	0.5	2.5	4.0	1.5	DARK PINK
040	BLUE	0.90	9.4	0.5	2.5	5.5	1.5	
058	GREY	1.10	13.5	0.5	2.5	7.0	1.5	
070	BLACK	1.20	17.4	0.5	2.5	7.0	2.0	BLACK
090	ORANGE	1.40	22.4	0.5	2.5	7.0	2.0	
120	RED	1.57	28.8	0.5	2.5	8.0	2.0	
150	SKY BLUE	1.77	37.5	0.5	2.5	8.5	N/A	GREY
200	YELLOW	2.04	49.1	0.5	2.5	9.5	N/A	
250	DARK PINK	2.28	61.9	0.5	2.5	10.0	N/A	
300	GREEN	2.48	73.2	0.5	2.5	11.0	N/A	

→ PACKAGING DATA

GYRONET™ LR & LRD	QUANTITY P/ BOX UNITS	BOX SIZE (CM X CM X CM)	BOX WEIGHT (KG)	BOXES P/PALLET	TOTAL UNITS P/PALLET	PALLET WEIGHT (KG)
HEAD ONLY	1000	28 X 28 X 57	12.5	32	32000	412
COMPLETE STAND (60 CM) W/STAKE	100	18 X 34 X 79	6.3	20	2000	137
COMPLETE STAND (60 CM) W/O STAKE	250	18 X 34 X 79	7.1	20	5000	153
COMPLETE STAND (90 CM) W/STAKE	150	28 X 27 X 113	7.6	18	2700	147
COMPLETE STAND (90 CM) W/O STAKE	200	28 X 27 X 113	8.1	18	3600	155

→ ORDERING INFORMATION

Flowchart to determine the desired product definition

How to use: To determine the desired product definition select one of every set of options displayed on the chart.

EMITTER		DISPERSION DEFLECTOR		HEAD INLET CONNECTOR		UPPER BEARING		FLOW		STAND ASSEMBLY		CONNECTOR TO LATERAL		ACCESSORIES	
GyroNet™	GYR	Long range swivel	LR	Press fit	MIC	EverSpin™	ESUB	27 l/h	027	Head only	HEAD ONLY	Barb	BC	Stream splitter	SP
		Long range with deflector	LRD	Self tapping	STIC	Standard	STUB	40 l/h	040	Head + 60 cm microtube + stake	60CM W/ STK	Press fit	PFC	AD valve 1.5/0.7 bar	AD15
			3/8" Male threaded	3/8IC			58 l/h	058	Head + 60 cm microtube	60CM W/O STK	3/8" Conic press fit	3/8C			
							70 l/h	070	Head + 90 cm microtube + stake	90CM W/ STK					
							90 l/h	090	Head + 90 cm microtube	90CM W/O STK					
							120 l/h	120	Head + xxx cm microtube + stake	XXCM W/ STK					
							150 l/h	150	Head + xxx cm microtube	XXCM W/O STK					
							200 l/h	200							
							250 l/h	250							
							300 l/h	300							

*When selecting an undefined tube length, add the desired length in writing.

→ GyroNet™ LR HEAD ONLY WITH STANDARD UPPER BEARING

MODEL & NOZZLE COLOR	SWIVEL COLOR	STIC	MIC	3/8IC
027 / BROWN	DARK PINK	64000-000800	64000-020200	N/A
040 / BLUE		64000-001000	64000-020300	N/A
058 / GREY	BLACK	64000-002260	64000-021560	N/A
070 / BLACK		64000-002300	64000-021600	64000-078400
090 / ORANGE		64000-003555	64000-022855	
120 / RED		64000-003600	64000-022900	64000-078621
150 / SKY BLUE	GREY	64000-012505	64000-070000	64000-078800
200 / YELLOW		N/A	64000-071500	64000-079200
250 / DARK PINK		N/A	64000-073000	
300 / GREEN		N/A	64000-074500	

→ GyroNet™ LR HEAD ONLY WITH EverSpin™ UPPER BEARING

MODEL & NOZZLE COLOR	SWIVEL COLOR	STIC	MIC	3/8IC
027 / BROWN	DARK PINK	64000-000805		N/A
040 / BLUE		64000-001010		N/A
058 / GREY	BLACK	64000-002262		N/A
070 / BLACK		64000-002305		64000-078420
090 / ORANGE		64000-003557	64000-022930	
120 / RED		64000-003610	64000-022945	64000-078820
150 / SKY BLUE	GREY	64000-012507	64000-070010	
200 / YELLOW		N/A	64000-071100	
250 / DARK PINK		N/A	64000-071250	
300 / GREEN		N/A	64000-071400	

→ GyroNet™ LR ASSEMBLY STANDS

MODEL	027	040	058	070	090	120	150	200	250	300
GYR LR STIC STUB XXX 60CM W/STK BC	64000-000880	64000-001400		64000-002700	64000-003575	64000-004000		N/A	N/A	N/A
GYR LR STIC STUB XXX 60CM W/STK PFC		64000-001300	64000-002290	64000-002600				N/A	N/A	N/A
GYR LR MIC STUB XXX 60CM W/STK BC		64000-020700		64000-022000		64000-023300				
GYR LR MIC STUB XXX 60CM W/STK PFC				64000-021900						
GYR LR STIC STUB XXX 90CM W/STK BC			64000-002296	64000-003100				N/A	N/A	N/A
GYR LR STIC STUB XXX 90CM W/STK PFC		64000-001700						N/A	N/A	N/A
GYR LR MIC STUB XXX 90CM W/STK BC		64000-021100								
GYR LR MIC STUB XXX 90CM W/STK PFC		64000-021000		64000-022300	64000-022854	64000-023600				
GYR LR STIC STUB XXX 60CM W/O STK BC		64000-001200		64000-002500	64000-003570			N/A	N/A	N/A
GYR LR STIC STUB XXX 60CM W/O STK PFC	64000-000850	64000-001100	64000-002280	64000-002400	64000-003578	64000-003700	64000-004853	N/A	N/A	N/A
GYR LR MIC STUB XXX 60CM W/O STK BC										
GYR LR MIC STUB XXX 60CM W/O STK PFC										
GYR LR STIC STUB XXX 90CM W/O STK BC			64000-002295	64000-003110	64000-003578	64000-004200		N/A	N/A	N/A
GYR LR STIC STUB XXX 90CM W/O STK PFC								N/A	N/A	N/A
GYR LR MIC STUB XXX 90CM W/O STK BC				64000-022200						
GYR LR MIC STUB XXX 90CM W/O STK PFC	64000-500320	64000-020800		64000-022100		64000-023640				

Missing catalog numbers available upon request.

Background color defines the code color of the respective swivel. All assembly stands include 4*6.5 mm black SPE micro-tube.

Other stand combinations can be ordered based on the attached flowchart which can help determine the desired product requirement.

→ GyroNet™ LRD HEAD ONLY WITH STANDARD UPPER BEARING

MODEL & NOZZLE COLOR	SWIVEL COLOR	STIC	MIC	3/8IC
027 / BROWN	DARK PINK	64000-004860	64000-024175	N/A
040 / BLUE		64000-004900	64000-024200	N/A
058 / GREY	BLACK	64000-006110	64000-025410	N/A
070 / BLACK		64000-006150	64000-025450	64000-079400
090 / ORANGE		64000-007355	64000-026655	64000-079600
120 / RED		64000-007400	64000-026700	64000-079800
150 / SKY BLUE	GREY	64000-008605		64000-080000
200 / YELLOW		N/A	64000-027905	64000-080200
250 / DARK PINK		N/A		64000-079850
300 / GREEN		N/A		64000-079860

→ GyroNet™ LRD HEAD ONLY WITH EverSpin™ UPPER BEARING

MODEL & NOZZLE COLOR	SWIVEL COLOR	STIC	MIC	3/8IC
027 / BROWN	DARK PINK	64000-004865	64000-024176	N/A
040 / BLUE		64000-004910	64000-024210	N/A
058 / GREY	BLACK	64000-006112	64000-025411	N/A
070 / BLACK		64000-006155	64000-025460	64000-079420
090 / ORANGE		64000-007357	64000-026656	64000-079620
120 / RED		64000-007410	64000-026710	64000-079820
150 / SKY BLUE	GREY	64000-012506		64000-080020
200 / YELLOW		N/A		64000-080220
250 / DARK PINK		N/A		N/A
300 / GREEN		N/A		N/A

→ GyroNet™ LRD ASSEMBLY STANDS

MODEL	027	040	058	070	090	120	150	200	250	300
GYR LRD STIC STUB XXX 60CM W/STK BC								N/A	N/A	N/A
GYR LRD STIC STUB XXX 60CM W/STK PFC								N/A	N/A	N/A
GYR LRD MIC STUB XXX 60CM W/STK BC	64000-024180	64000-024600	64000-025415	64000-025850	64000-026657	64000-027100				
GYR LRD MIC STUB XXX 60CM W/STK PFC										
GYR LRD STIC STUB XXX 90CM W/STK BC								N/A	N/A	N/A
GYR LRD STIC STUB XXX 90CM W/STK PFC								N/A	N/A	N/A
GYR LRD MIC STUB XXX 90CM W/STK BC				64000-026160	64000-026685					
GYR LRD MIC STUB XXX 90CM W/STK PFC		64000-024900	64000-025430	64000-026150	64000-026690	64000-027400				
GYR LRD STIC STUB XXX 60CM W/O STK BC				64000-006290				N/A	N/A	N/A
GYR LRD STIC STUB XXX 60CM W/O STK PFC								N/A	N/A	N/A
GYR LRD MIC STUB XXX 60CM W/O STK BC										
GYR LRD MIC STUB XXX 60CM W/O STK PFC										
GYR LRD STIC STUB XXX 90CM W/O STK BC								N/A	N/A	N/A
GYR LRD STIC STUB XXX 90CM W/O STK PFC								N/A	N/A	N/A
GYR LRD MIC STUB XXX 90CM W/O STK BC										
GYR LRD MIC STUB XXX 90CM W/O STK PFC		64000-024700		64000-025950	64000-026660	64000-027200				

Missing catalog numbers available upon request.

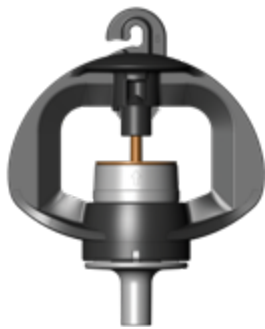
Background color defines the code color of the respective swivel. All assembly stands include 4*6.5 mm black SPE micro-tube.

Other stand combinations can be ordered based on the attached flowchart which can help determine the desired product requirement.

GyroNet™ MR & MRD

MIDDLE RANGE & MIDDLE RANGE WITH DEFLECTOR

Irrigation of tree plantations with mid-size root volumes in flat terrains.



Anti-Ant
Mechanism



High Clogging
Resistance



Higher Reliability &
Longevity

Applications



Under tree
irrigation



Orchards frost
mitigation



Orchards
cooling

Benefits & Features

Ensures higher crop uniformity

- ✔ Thanks to unique design of the sprinkler's rotor water channel

Reduced maintenance and repair cost

- ✔ The GyroNet™ has pop-up swivel, functions as anti-ant mechanism, preventing insect penetration into the area of the micro-sprinkler nozzle

Higher reliability & longevity

- ✔ Long-term reliable service, simple, modular parts, clog resistant design
- ✔ Specialty raw material makes it resistant to all agrochemicals & weather conditions

Specs. & Recommendations

- MR is a dynamic swivel irrigating a Medium Range area as single head
- MRD, Medium Range with Deflector. The stream deflector concentrates all the water in the area close to the young tree, and it can be broken, allowing for extended irrigation diameter
- **4 different flow rates:** 27, 40, 58, 70 L/H
- **Nominal flow rate at:** 1.7 bar
- **Recommended pressure range:** 1.5-2.5 bar
- **3 types of inlet connectors:** Self-tapping, Press fit, 3/8"
- **2 types of upper bearing:**
Standard = STUB - for normal water
Everspin™ = ESUB - for harsh conditions"
- MR swivel colored Brown for all flow rates
- The nozzle is color coded for easy identification of the flow rate
- Conformity with ISO 8026 standards (SI 1406)
- **Recommended filtration*:** 200 mic./80 mesh

*Note: Filtration method shall be selected based on the type and concentration of the dirt particles contained in the water. Wherever sand exceeding 2 ppm exists in the water, a Hydrocyclone shall be installed before the main filter. Wherever sand/ silt/ clay solids exceed 100 ppm, pre-treatment shall be applied according to Netafim™ instructions

→ TECHNICAL DATA

MODEL	NOZZLE CODE COLOR	NOZZLE SIZE (MM)	CONSTANT K	EXPONENT X	MAXIMUM WORKING PRESSURE (BAR)	WETTED DIAMETER (M)		SWIVEL (ROTOR) CODE COLOR
						MRD 20 CM ABOVE GROUND	MRD 25 CM ABOVE GROUND	
027	BROWN	0.75	6.7	0.5	2.5	4.5	2.0	BROWN
040	BLUE	0.90	9.4	0.5	2.5	5.5	2.5	
058	GREY	1.10	13.5	0.5	2.5	6.5	2.5	
070	BLACK	1.20	17.4	0.5	2.5	6.5	2.5	


→ PACKAGING DATA

GYRONET™ MR & MRD	QUANTITY P/ BOX UNITS	BOX SIZE (CM X CM X CM)	BOX WEIGHT (KG)	BOXES P/PALLET	TOTAL UNITS P/PALLET	PALLET WEIGHT (KG)
HEAD ONLY	1000	28 X 28 X 57	12.5	32	32000	412
COMPLETE STAND (60 CM) W/STAKE	100	18 X 34 X 79	6.3	20	2000	137
COMPLETE STAND (60 CM) W/O STAKE	250	18 X 34 X 79	7.1	20	5000	153
COMPLETE STAND (90 CM) W/STAKE	150	28 X 27 X 113	7.6	18	2700	147
COMPLETE STAND (90 CM) W/O STAKE	200	28 X 27 X 113	8.1	18	3600	155

→ ORDERING INFORMATION

Flowchart to determine the desired product definition

How to use: To determine the desired product definition select one of every set of options displayed on the chart.



GyroNet™ SR & SRD

SHORT RANGE & SHORT RANGE WITH DEFLECTOR

Irrigation of tree plantations with small root zone size in flat terrians, where ground is shaded by the foliage, to ensure dry strips between the rows.



Anti-Ant
Mechanism



High Clogging
Resistance



Higher Reliability &
Longevity

Applications



Under tree
irrigation



Orchards frost
mitigation



Orchards
cooling

Benefits & Features

Ensures higher crop uniformity

- ✔ Thanks to unique design of the sprinkler's rotor water channel

Reduced maintenance and repair cost

- ✔ The GyroNet™ has pop-up swivel, functions as anti-ant mechanism, preventing insect penetration into the area of the micro-sprinkler nozzle

Higher reliability & longevity

- ✔ Long-term reliable service, simple, modular parts, clog resistant design
- ✔ Specialty raw material makes it resistant to all agrochemicals & weather conditions

Specs. & Recommendations

- SR is a dynamic swivel irrigating a Short Range area as single head
- SRD, Short Range with Deflector. The stream deflector concentrates all the water in the area close to the young tree, and it can be broken, allowing for extended irrigation diameter
- **10 different flow rates:** 27, 40, 58, 70, 90, 120, 150, 200, 250, 300 L/H
- **Nominal flow rate at:** 1.7 bar
- **Recommended pressure range:** 1.5-2.5 bar
- **3 types of inlet connectors:** Self-tapping, Press fit, 3/8"
- **4 types of upper bearing:**
Standard = STUB - for normal water
Everspin™ = ESUB - for harsh conditions
Spring = SPUB, for upside-down installation
Everspin+Spring = SPES
- SR swivel colored Blue for all flow rates
- The nozzle is color coded for easy identification of the flow rate
- Conformity with ISO 8026 standards (SI 1406)
- **Recommended filtration*:** 200 mic./80 mesh

***Note:** Filtration method shall be selected based on the type and concentration of the dirt particles contained in the water. Wherever sand exceeding 2 ppm exists in the water, a Hydrocyclone shall be installed before the main filter. Wherever sand/ silt/ clay solids exceed 100 ppm, pre-treatment shall be applied according to Netafim™ instructions

→ TECHNICAL DATA

MODEL	NOZZLE CODE COLOR	NOZZLE SIZE (MM)	CONSTANT K	EXPONENT X	MAXIMUM WORKING PRESSURE (BAR)	WETTED DIAMETER (M)		SWIVEL (ROTOR) CODE COLOR
						SR 20 CM ABOVE GROUND	SRD 20 CM ABOVE GROUND	
027	BROWN	0.75	6.7	0.5	2.5	3.5	1.3	BLUE
040	BLUE	0.90	9.4	0.5	2.5	4.5	1.3	
058	GREY	1.10	13.5	0.5	2.5	5.0	1.3	
070	BLACK	1.20	17.4	0.5	2.5	5.5	1.3	
090	ORANGE	1.40	22.4	0.5	2.5	6.0	1.3	
120	RED	1.57	28.8	0.5	2.5	6.5	1.3	
150	SKY BLUE	1.77	37.5	0.5	2.5	7.0	2.5	
200	YELLOW	2.04	49.1	0.5	2.5	8.5	2.5	
250	DARK PINK	2.28	61.9	0.5	2.5	8.5	3.5	
300	GREEN	2.48	73.2	0.5	2.5	8.5	3.5	

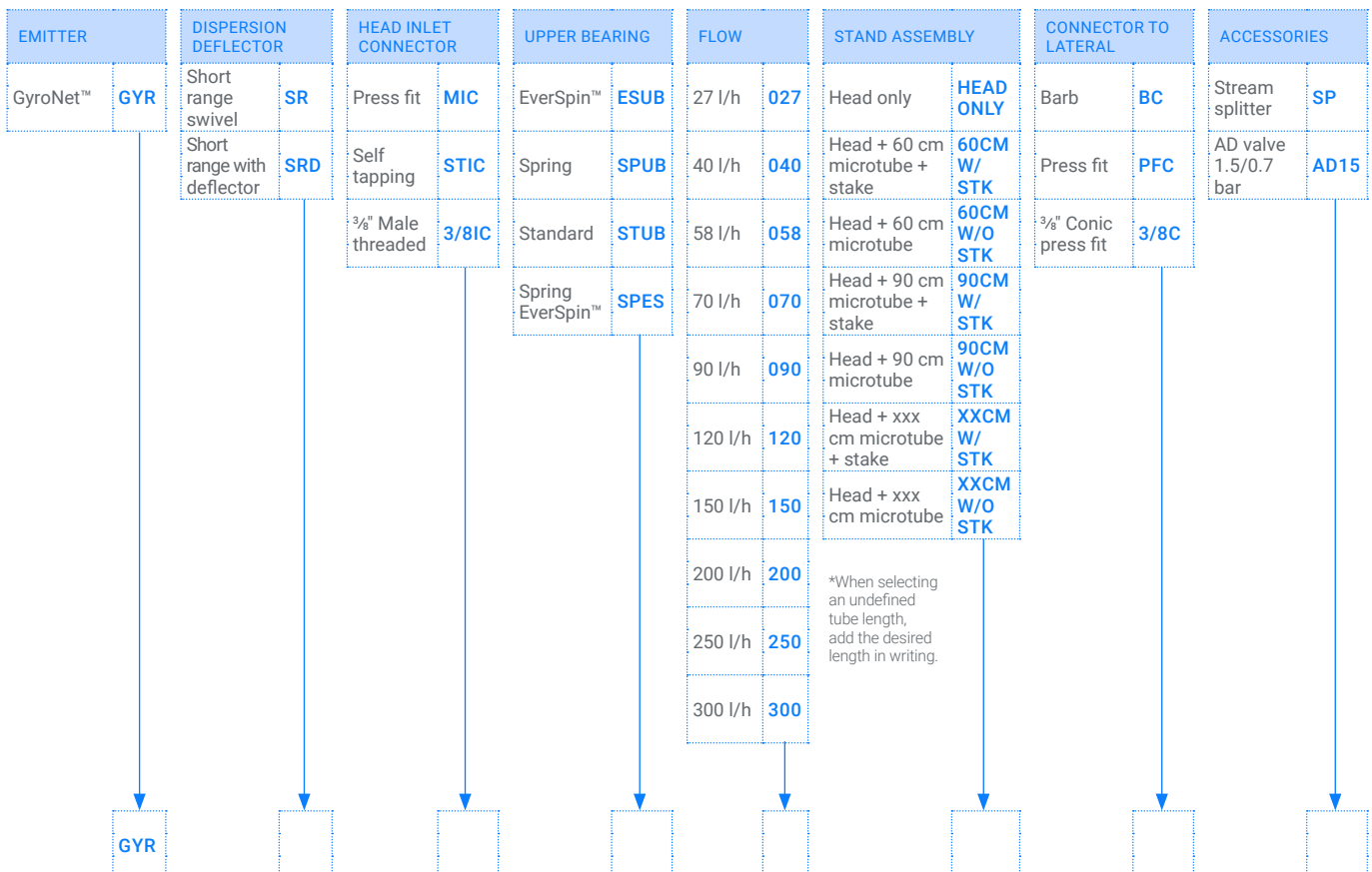
→ PACKAGING DATA

GYRONET™ LR & LRD	QUANTITY P/ BOX UNITS	BOX SIZE (CM X CM X CM)	BOX WEIGHT (KG)	BOXES P/PALLET	TOTAL UNITS P/PALLET	PALLET WEIGHT (KG)
HEAD ONLY	1000	28 X 28 X 57	12.5	32	32000	412
COMPLETE STAND (60 CM) W/STAKE	100	18 X 34 X 79	6.3	20	2000	137
COMPLETE STAND (60 CM) W/O STAKE	250	18 X 34 X 79	7.1	20	5000	153
COMPLETE STAND (90 CM) W/STAKE	150	28 X 27 X 113	7.6	18	2700	147
COMPLETE STAND (90 CM) W/O STAKE	200	28 X 27 X 113	8.1	18	3600	155

→ ORDERING INFORMATION

Flowchart to determine the desired product definition

How to use: To determine the desired product definition select one of every set of options displayed on the chart.



→ GyroNet™ SR HEAD ONLY WITH STANDARD UPPER BEARING

MODEL & NOZZLE COLOR	SWIVEL COLOR	STIC	MIC	3/8IC
027 / BROWN	BLUE	64000-008630	64000-027925	N/A
040 / BLUE		64000-008650	64000-027950	N/A
058 / GREY		64000-009910	64000-029210	N/A
070 / BLACK		64000-009950	64000-029250	64000-076500
090 / ORANGE		64000-011205	64000-030505	
120 / RED		64000-011250	64000-030550	64000-076700
150 / SKY BLUE				64000-077005
200 / YELLOW		N/A	64000-071490	
250 / DARK PINK		N/A		
300 / GREEN		N/A	64000-031110	

→ GyroNet™ SR HEAD ONLY WITH EverSpin™ UPPER BEARING

MODEL & NOZZLE COLOR	SWIVEL COLOR	STIC	MIC	3/8IC
027 / BROWN	BLUE	64000-008632	64000-029214	N/A
040 / BLUE		64000-008652		N/A
058 / GREY		64000-009912	64000-029215	N/A
070 / BLACK		64000-009952	64000-029255	64000-076520
090 / ORANGE		64000-011207	64000-030507	64000-076720
120 / RED		64000-011270	64000-030514	
150 / SKY BLUE			64000-030515	
200 / YELLOW		N/A		
250 / DARK PINK		N/A		
300 / GREEN		N/A		

→ GyroNet™ SR HEAD ONLY WITH SPRING UPPER BEARING

MODEL & NOZZLE COLOR	SWIVEL COLOR	STIC	MIC	3/8IC
027 / BROWN	BLUE		64000-027930	N/A
040 / BLUE		64000-008660	64000-027960	N/A
058 / GREY			64000-029211	N/A
070 / BLACK			64000-029260	
090 / ORANGE			64000-030506	
120 / RED		64000-011260	64000-030560	
150 / SKY BLUE				
200 / YELLOW		N/A		
250 / DARK PINK		N/A	64000-038510	
300 / GREEN		N/A		

→ GyroNet™ SR ASSEMBLY STANDS

MODEL	027	040	058	070	090	120	150	200	250	300
GYR SR STIC STUB XXX 60CM W/STK BC		64000-009050		64000-010350				N/A	N/A	N/A
GYR SR STIC STUB XXX 60CM W/STK PFC	64000-008635			64000-010250		64000-011550		N/A	N/A	N/A
GYR SR MIC STUB XXX 60CM W/STK BC		64000-028350		64000-029650		64000-030950				
GYR SR MIC STUB XXX 60CM W/STK PFC				64000-029550						
GYR SR STIC STUB XXX 90CM W/STK BC						64000-012050		N/A	N/A	N/A
GYR SR STIC STUB XXX 90CM W/STK PFC								N/A	N/A	N/A
GYR SR MIC STUB XXX 90CM W/STK BC		64000-028750								
GYR SR MIC STUB XXX 90CM W/STK PFC				64000-029950						
GYR SR STIC STUB XXX 60CM W/O STK BC		64000-008850	64000-009920					N/A	N/A	N/A
GYR SR STIC STUB XXX 60CM W/O STK PFC								N/A	N/A	N/A
GYR SR MIC STUB XXX 60CM W/O STK BC		64000-028360								
GYR SR MIC STUB XXX 60CM W/O STK PFC				64000-029350						
GYR SR STIC STUB XXX 90CM W/O STK BC								N/A	N/A	N/A
GYR SR STIC STUB XXX 90CM W/O STK PFC								N/A	N/A	N/A
GYR SR MIC STUB XXX 90CM W/O STK BC										
GYR SR MIC STUB XXX 90CM W/O STK PFC										

Missing catalog numbers available upon request.

Background color defines the code color of the respective swivel. All assembly stands include 4*6.5 mm black SPE micro-tube.

Other stand combinations can be ordered based on the attached flowchart which can help determine the desired product requirement.

→ GyroNet™ SRD HEAD ONLY WITH STANDARD UPPER BEARING

MODEL & NOZZLE COLOR	SWIVEL COLOR	STIC	MIC	3/8IC
027 / BROWN	BLUE	64000-012530	64000-031825	N/A
040 / BLUE		64000-012550	64000-031850	N/A
058 / GREY		64000-013810	64000-033110	N/A
070 / BLACK		64000-013850	64000-033150	64000-077405
090 / ORANGE		64000-015105	64000-034405	64000-077600
120 / RED		64000-015150	64000-034450	
150 / SKY BLUE		64000-016500	64000-035700	
200 / YELLOW		N/A	64000-037500	64000-078200
250 / DARK PINK		N/A	64000-038500	64000-078210
300 / GREEN		N/A	64000-039500	64000-078215

→ GyroNet™ SRD HEAD ONLY WITH EverSpin™ UPPER BEARING

MODEL & NOZZLE COLOR	SWIVEL COLOR	STIC	MIC	3/8IC
027 / BROWN	BLUE	64000-012532	64000-031826	N/A
040 / BLUE		64000-012555	64000-031860	N/A
058 / GREY		64000-013812	64000-033111	N/A
070 / BLACK		64000-013855	64000-033160	
090 / ORANGE		64000-015107	64000-034406	
120 / RED		64000-015160	64000-034460	64000-077820
150 / SKY BLUE				64000-078020
200 / YELLOW		N/A		64000-078220
250 / DARK PINK		N/A		
300 / GREEN		N/A		

→ GyroNet™ SRD ASSEMBLY STANDS

MODEL	027	040	058	070	090	120	150	200	250	300
GYR SRD STIC STUB XXX 60CM W/STK BC				64000-014250						
GYR SRD STIC STUB XXX 60CM W/STK PFC				64000-014150						
GYR SRD MIC STUB XXX 60CM W/STK BC	64000-031840	64000-032250	64000-033140	64000-033350	64000-034420	64000-034850		64000-039510		
GYR SRD MIC STUB XXX 60CM W/STK PFC										
GYR SRD STIC STUB XXX 90CM W/STK BC			64000-013845			64000-015950				
GYR SRD STIC STUB XXX 90CM W/STK PFC										
GYR SRD MIC STUB XXX 90CM W/STK BC		64000-032650		64000-033950						
GYR SRD MIC STUB XXX 90CM W/STK PFC		64000-032550		64000-033850	64000-034415	64000-035150				
GYR SR STIC STUB XXX 60CM W/O STK BC										
GYR SR STIC STUB XXX 60CM W/O STK PFC										
GYR SR MIC STUB XXX 60CM W/O STK BC				64000-033560				64000-039520		
GYR SR MIC STUB XXX 60CM W/O STK PFC										
GYR SR STIC STUB XXX 90CM W/O STK BC	64000-012540			64000-014450						
GYR SR STIC STUB XXX 90CM W/O STK PFC				64000-014350						
GYR SR MIC STUB XXX 90CM W/O STK BC										
GYR SR MIC STUB XXX 90CM W/O STK PFC		64000-032350				64000-034950				

Missing catalog numbers available upon request.

Background color defines the code color of the respective swivel. All assembly stands include 4*6.5 mm black SPE micro-tube.

Other stand combinations can be ordered based on the attached flowchart which can help determine the desired product requirement.

GyroNet™ UD

UPSIDE DOWN

For upside-down Irrigation below the tree,
to keep the ground clear.



Anti-Ant
Mechanism in UD
Installation



High Clogging
Resistance



Higher Reliability &
Longevity

Applications



Upside-Down Under Tree
Irrigation, as Single Head

Benefits & Features

Ensures higher crop uniformity

- ✔ Thanks to unique design of the sprinkler's rotor water channel

Reduced maintenance and repair cost

- ✔ Spring upper bearing with anti-ant mechanism keeps the swivel closed in inverted installation and preventing insect penetration into the area of the micro sprinkler nozzle

Higher reliability & longevity

- ✔ Special row materials made the SuperNet™ resistant to all agrochemicals & weather conditions

Specs. & Recommendations

- UD is a dynamic swivel for irrigation in Upside-down installation as single head
- **3 different flow rates:** 40, 58, 70 L/H
- **Nominal flow rate at:** 1.7 bar
- **Recommended pressure range:** 1.5-2.5 bar
- **2 types of inlet connectors:** Self-tapping, Press fit
- **2 types of upper bearing:**
Spring = SPUB, special design of upper bearing with spring technology, that keeps the swivel closed in inverted installation
Everspin+Spring = SPES, Upper bearing with spring and Everspin™ technology for harsh conditions
- UD swivel color for all flow rates is Green
- UD swivel colored Green for all flow rates
- Conformity with ISO 8026 standards (SI 1406)
- **Recommended filtration*:** 200 mic./80 mesh

***Note:** Filtration method shall be selected based on the type and concentration of the dirt particles contained in the water. Wherever sand exceeding 2 ppm exists in the water, a Hydrocyclone shall be installed before the main filter. Wherever sand/ silt/ clay solids exceed 100 ppm, pre-treatment shall be applied according to Netafim™ instructions

→ TECHNICAL DATA

MODEL	NOZZLE CODE COLOR	NOZZLE SIZE (MM)	CONSTANT K	EXPONENT X	MAXIMUM WORKING PRESSURE (BAR)	WETTED DIAMETER (M)		SWIVEL (ROTOR) CODE COLOR
						UD 50 CM ABOVE GROUND		
040	BLUE	0.90	9.4	0.5	2.5	5.5		GREEN
058	GREY	1.10	13.5	0.5	2.5	7.0		
070	BLACK	1.20	17.4	0.5	2.5	7.0		

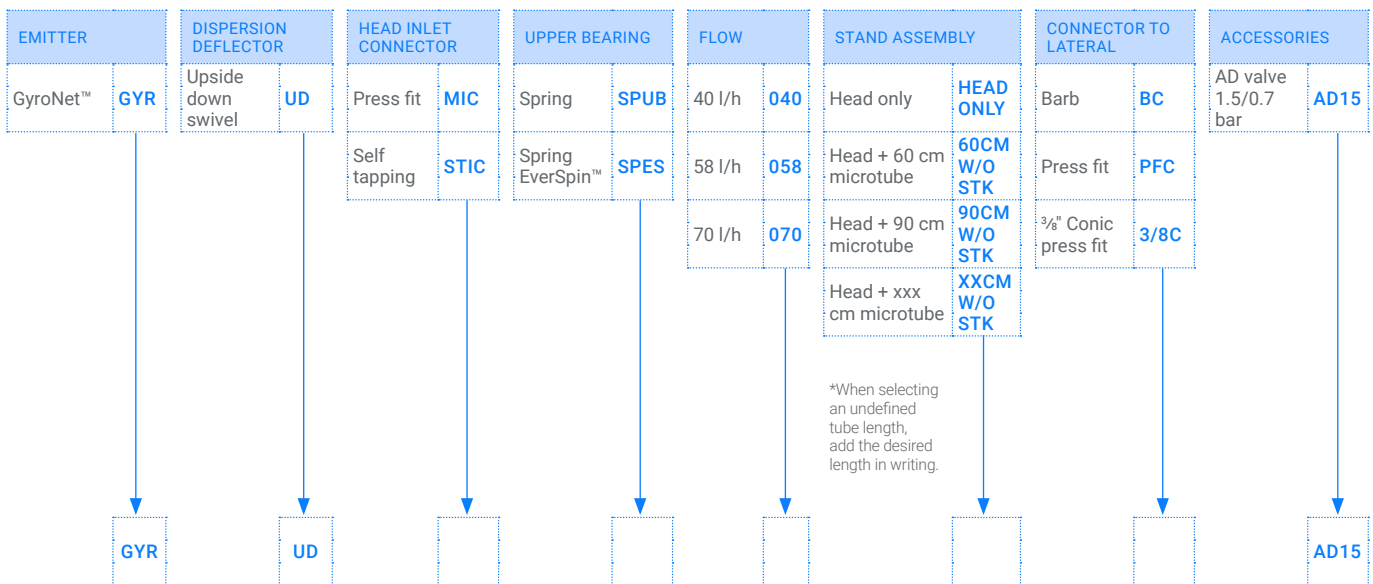
→ PACKAGING DATA

GYRONET™ UD	QTY. P/ BOX UNITS	BOX SIZE (CM X CM X CM)	BOX WEIGHT (KG)	BOXES P/PALLET	TOTAL UNITS P/PALLET	PALLET WEIGHT (KG)
HEAD ONLY	1000	28 X 28 X 57	12.5	32	32000	412
COMPLETE STAND , 30 CM TUBE LENGTH WITH STABILIZER	150	28 X 28 X 57	10.1	32	4800	323
COMPLETE STAND , 60 CM TUBE LENGTH WITH STABILIZER	150	18 X 34 X 79	10.5	20	3000	210
COMPLETE STAND , 90 CM TUBE LENGTH WITH STABILIZER	150	28 X 27 X 113	11.4	16	2400	183

→ ORDERING INFORMATION

Flowchart to determine the desired product definition

How to use: To determine the desired product definition select one of every set of options displayed on the chart.



→ GyroNet™ UD HEAD ONLY WITH STANDARD UPPER BEARING

MODEL & NOZZLE COLOR	SWIVEL COLOR	STIC	MIC
040 / BLUE	GREEN	64000-098990	64000-090990
058 / GREY		64000-099990	64000-091990
070 / BLACK		64000-100990	64000-092990

→ GyroNet™ UD HEAD ONLY WITH SPRING UPPER BEARING

MODEL & NOZZLE COLOR	SWIVEL COLOR	STIC	MIC
040 / BLUE	GREEN	64000-099000	64000-091000
058 / GREY		64000-100000	64000-092000
070 / BLACK		64000-101000	64000-093000
090 / ORANGE		64000-102000	64000-094000

→ GyroNet™ UD ASSEMBLY STANDS

MODEL	040	058	070
GYR UD STIC STUB XXX 30CM W/STB PFC			
GYR UD STIC STUB XXX 60CM W/STB PFC	64000-099200		
GYR UD MIC STUB XXX 30CM W/STB PFC	64000-091200	64000-092200	
GYR UD MIC STUB XXX 60CM W/STB PFC			

Missing catalog numbers available upon request.

Background color defines the code color of the respective swivel. All assembly stands include 4*6.5 mm black SPE micro-tube.

Other stand combinations can be ordered based on the attached flowchart which can help determine the desired product requirement.

GyroNet™ Jet

JET IRRIGATION

For harsh water containing large amount of sand thus causing excessive wear of standard rotating swivel.



Anti-Ant
Mechanism



Jet Deflector
Technology



Higher Reliability &
Longevity

Applications



Under tree jets irrigation
as single head

Benefits & Features

Ensures higher crop uniformity

- ✔ Thanks to unique design of the sprinkler's deflector water channel

Reduced maintenance and repair cost

- ✔ The GyroNet™ JET has pop-up static deflector, functions as anti-ant mechanism, preventing insect penetration into the area of the micro-sprinkler nozzle

Higher reliability & longevity

- ✔ The static Jet deflector technology is designed for harsh water containing large amount of sand thus causing excessive wear of the standard dynamic swivel
- ✔ Special row materials made the GyroNet™ resistant to all agrochemicals & weather conditions

Specs. & Recommendations

- JET is a static deflector for irrigation with harsh water conditions
- **5 different flow rates:** 40, 50, 58, 70, 90, 120 L/H
- **Nominal flow rate at:** 1.7 bar
- **Recommended pressure range:** 1.5-2.5 bar
- **2 types of inlet connectors:** Self-tapping, Press fit
- **Special upper bearing:**
STUB = Square hole upper bearing, holds the deflector from spinning
- **5 types of static deflectors:**
360 degrees (12 jets), 300 degrees (10 Jets), 2 x 90 (butterfly) (8 jets), 180 degrees (6 jets), 90 degrees (4 jets)
- JET deflector color for all flow rates is Orange
- JET deflector colored Orange for all flow rates
- **Recommended filtration*:** 200 mic./80 mesh

***Note:** Filtration method shall be selected based on the type and concentration of the dirt particles contained in the water. Wherever sand exceeding 2 ppm exists in the water, a Hydrocyclone shall be installed before the main filter. Wherever sand/ silt/ clay solids exceed 100 ppm, pre-treatment shall be applied according to Netafim™ instructions

→ TECHNICAL DATA

MODEL	NOZZLE CODE COLOR	NOZZLE SIZE (MM)	CONSTANT K	EXPONENT X	MAXIMUM WORKING PRESSURE (BAR)	WETTED RADIUS (M) 20 CM ABOVE GROUND					DEFLECTOR CODE COLOR
						360 DEGREES 12 JETS	360 DEGREES 10 JETS	BUTTERFLY 2"4 JETS	180 DEGREES 6 JETS	90 DEGREES 4 JETS	
040	BLUE	0.90	9.4	0.5	2.5	2.3	2.9	2.6	3.1	2.4	ORANGE
058	GREY	1.10	13.5	0.5	2.5	2.6	3.0	2.9	3.4	3.4	
070	BLACK	1.20	17.4	0.5	2.5	2.8	3.4	3.0	3.4	3.7	
090	ORANGE	1.40	22.4	0.5	2.5	3.2	3.6	3.2	4.0	3.0	
120	RED	1.57	28.8	0.5	2.5	3.7	4.1	3.7	4.0	3.8	

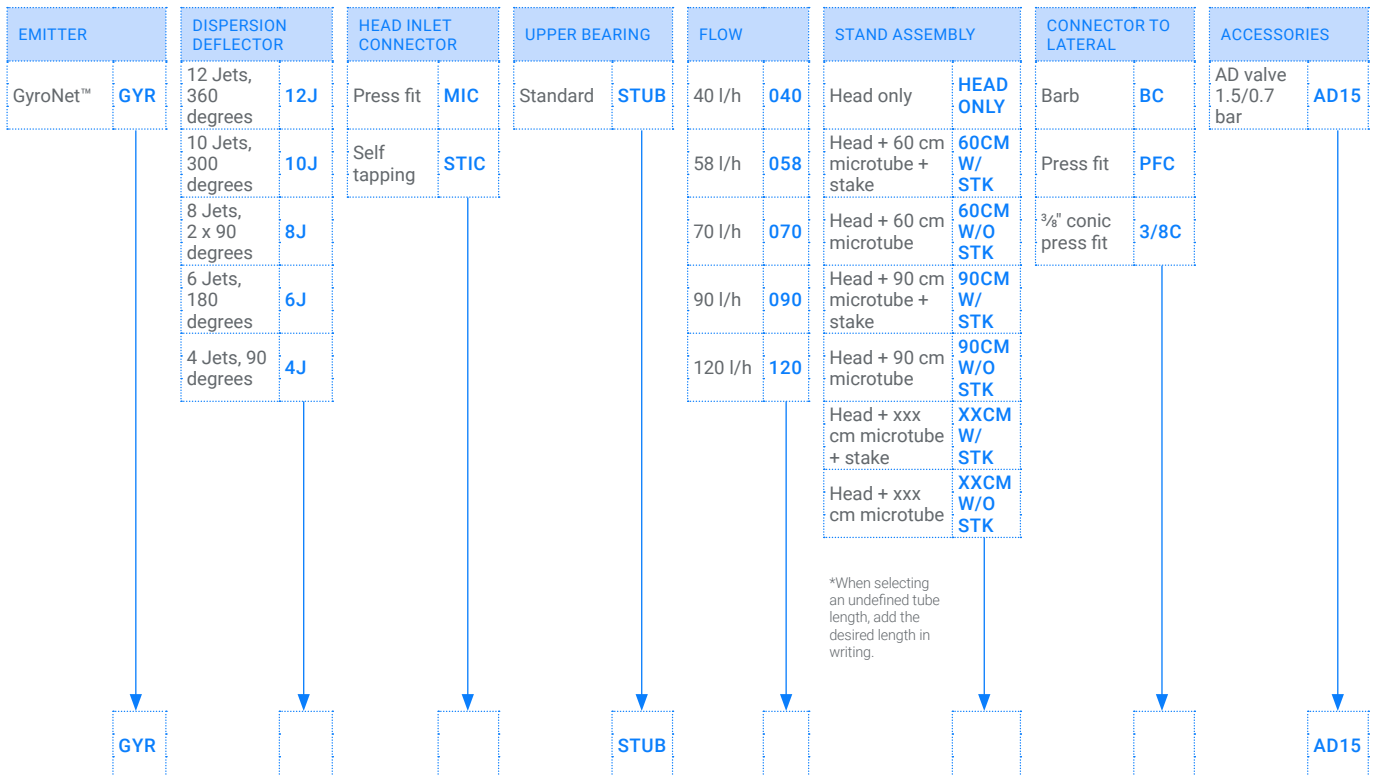
→ PACKAGING DATA

GYRONET™ LR & LRD	QUANTITY P/ BOX UNITS	BOX SIZE (CM X CM X CM)	BOX WEIGHT (KG)	BOXES P/PALLET	TOTAL UNITS P/PALLET	PALLET WEIGHT (KG)
HEAD ONLY	1000	28 X 28 X 57	12.5	32	32000	412
COMPLETE STAND (60 CM) W/STAKE	100	18 X 34 X 79	6.3	20	2000	137
COMPLETE STAND (60 CM) W/O STAKE	250	18 X 34 X 79	7.1	20	5000	153
COMPLETE STAND (90 CM) W/STAKE	150	28 X 27 X 113	7.6	18	2700	147
COMPLETE STAND (90 CM) W/O STAKE	200	28 X 27 X 113	8.1	18	3600	155

→ ORDERING INFORMATION

Flowchart to determine the desired product definition

How to use: To determine the desired product definition select one of every set of options displayed on the chart.



→ GyroNet™ JET 12 JETS, HEAD ONLY

MODEL & NOZZLE COLOR	DEF-LECTOR CODE COLOR	STIC	MIC
040 / BLUE	ORANGE	64000-001015	64000-020310
058 / GREY			64000-021562
070 / BLACK		64000-002310	64000-021610
090 / ORANGE		64000-018000	64000-022856
120 / RED		64000-018010	

→ GyroNet™ JET 10 JETS, HEAD ONLY

MODEL & NOZZLE COLOR	DEF-LECTOR CODE COLOR	STIC	MIC
040	ORANGE	64000-016670	64000-020315
058		64000-002266	64000-021563
070			
090			64000-022857
120			

→ GyroNet™ JET 8 JETS, HEAD ONLY

MODEL & NOZZLE COLOR	DEF-LECTOR CODE COLOR	STIC	MIC
040 / BLUE	ORANGE	64000-016700	64000-020320
058 / GREY			
070 / BLACK			
090 / ORANGE		64000-018005	
120 / RED			

→ GyroNet™ JET 6 JETS, HEAD ONLY

MODEL & NOZZLE COLOR	DEF-LECTOR CODE COLOR	STIC	MIC
040 / BLUE	ORANGE		64000-020325
058 / GREY			64000-021565
070 / BLACK			64000-021625
090 / ORANGE			64000-022859
120 / RED			64000-022920

→ GyroNet™ JET 4 JETS, HEAD ONLY

MODEL & NOZZLE COLOR	DEF-LECTOR CODE COLOR	STIC	MIC
040 / BLUE	ORANGE		64000-020330
058 / GREY			64000-021566
070 / BLACK			64000-021630
090 / ORANGE			64000-021635
120 / RED			

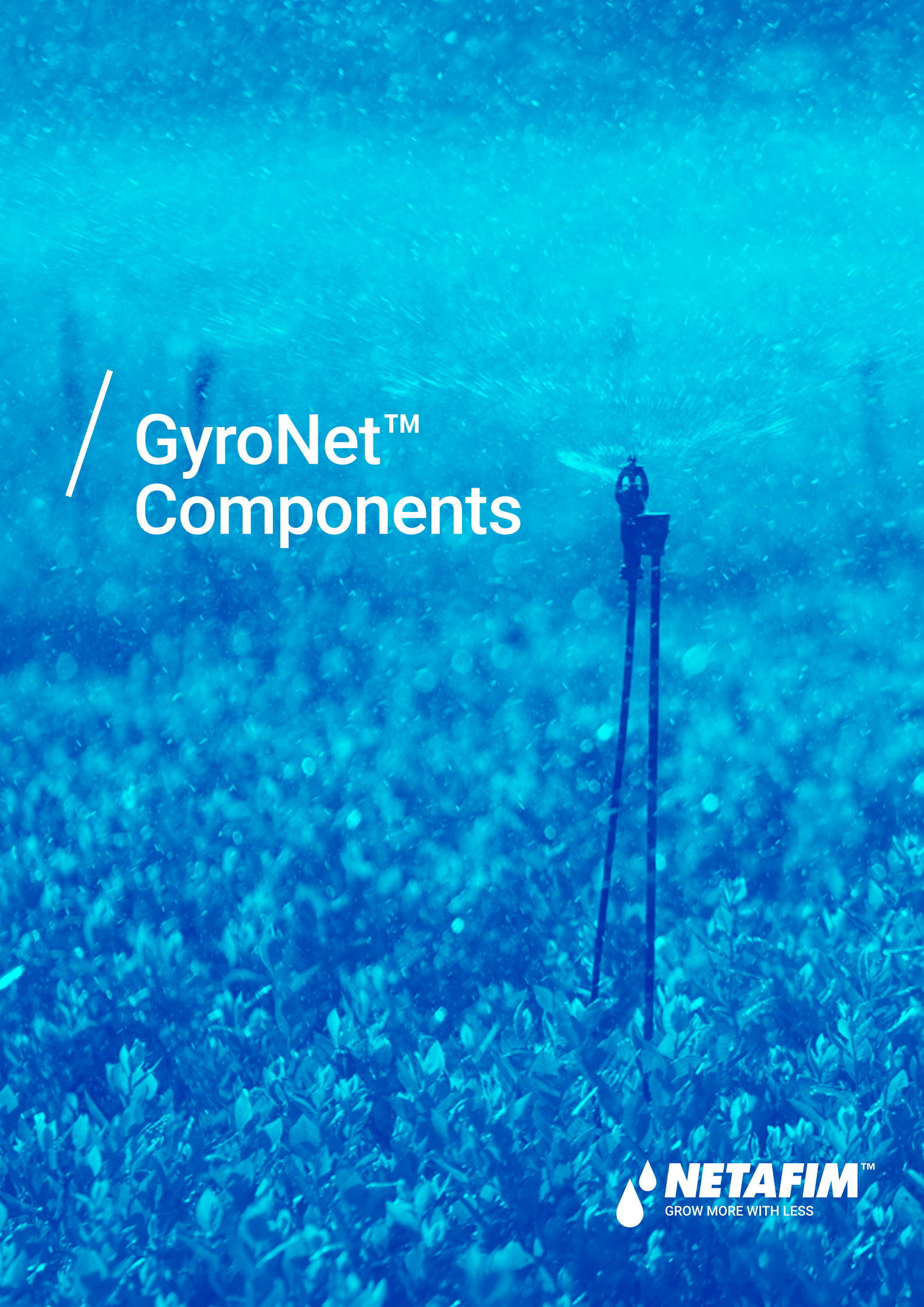
→ GyroNet™ JET ASSEMBLY STANDS

MODEL	040	058	070	090	120
GYR JET 12 JET MIC STUB XXX 60CM W/STK BC	64000-020311				
GYR JET 10 JET MIC STUB XXX 60CM W/STK BC				64000-022870	
GYR JET 8 JET (2*90) MIC STUB XXX 60CM W/STK BC					
GYR JET 6 JET MIC STUB XXX 60CM W/STK BC	64000-020326				
GYR JET 4 JET MIC STUB XXX 60CM W/STK BC	64000-020332				

Missing catalog numbers available upon request.


Background color defines the code color of the respective swivel. All assembly stands include 4*6.5 mm black SPE micro-tube.

Other stand combinations can be ordered based on the attached flowchart which can help determine the desired product requirement.




/ GyroNet™ Components


STANDARD UPPER BEARING CIRCULAR HOLE

	PRODUCT DESCRIPTION	To be used on all SuperNet™ micro-sprinklers
	1 UNIT	63520-005450
	100 UNITS / BAG	63520-005470


STANDARD UPPER BEARING SQUARE HOLE

	PRODUCT DESCRIPTION	To be used on all supernet™ micro-jets (Grey)
	1 UNIT	63520-005400
	100 UNITS / BAG	63520-005420

EVERSPIN™ UPPER BEARING CIRCULAR HOLE

	PRODUCT DESCRIPTION	To be used on all SuperNet™ micro-sprinklers in harsh water conditions
	1 UNIT	63520-011400
	100 UNITS / BAG	63520-011425

SPRING UPPER BEARING CIRCULAR HOLE

	PRODUCT DESCRIPTION	To be used on UD SuperNet™ micro-sprinklers
	1 UNIT	63520-011500
	100 UNITS / BAG	63520-011530


FRAME

	1 UNIT	63520-005500
	10 UNITS / BAG	63520-005525
	100 UNITS / BAG	63520-005510


STREAM SPLITTER

	1 UNIT	63520-005800
	10 UNITS / BAG	-
	100 UNITS / BAG	63520-005830

SPRING EVERSPIN™ UPPER BEARING

	PRODUCT DESCRIPTION	To be used on UD SuperNet™ micro-sprinklers in harsh water conditions
	1 UNIT	63520-011300
	10 UNITS / BAG	-

LR SWIVEL (PURPLE)

	PRODUCT DESCRIPTION	To be used with 20, 30, 35 and 40 l/h
	1 UNIT	63520-005100
	10 UNITS / BAG	63520-005102
	100 UNITS / BAG	63520-005115


LR SWIVEL (BLACK)

	PRODUCT DESCRIPTION	To be used with 50, 58, 70, 90 and 110 l/h
	1 UNIT	63520-005000
	10 UNITS / BAG	63520-005005
	100 UNITS / BAG	63520-005010


SR SWIVEL (BLUE)

	PRODUCT DESCRIPTION	To be used with all flows
	1 UNIT	63520-005200
	10 UNITS / BAG	63520-005205
	100 UNITS / BAG	63520-005220


LRD SWIVEL (PURPLE)

	PRODUCT DESCRIPTION	To be used with 20, 30, 35 and 40 l/h
	1 UNIT	63520-005160
	10 UNITS / BAG	63520-005165
	100 UNITS / BAG	63520-005170

LRD SWIVEL (BLACK)

	PRODUCT DESCRIPTION	To be used with 50, 58, 70, 90 and 110 l/h
	1 UNIT	63520-005150
	10 UNITS / BAG	-
	100 UNITS / BAG	63520-005155


SRD SWIVEL (BLUE)

	PRODUCT DESCRIPTION	To be used with all flows
	1 UNIT	63520-005300
	10 UNITS / BAG	-
	100 UNITS / BAG	63520-005310


UD SWIVEL (GREEN) W/SLEEVE

	PRODUCT DESCRIPTION	To be used with 30, 35, 40, 50, 58 and 70 l/h
	1 UNIT	63520-005180
	10 UNITS / BAG	63520-005185
	100 UNITS / BAG	63520-005188

MR SWIVEL (BROWN)


	PRODUCT DESCRIPTION	To be used with 27, 40, 58, 70
	1 UNIT	63520-013500
	100 UNITS / BAG	63520-013520

MRD SWIVEL (BROWN)

	PRODUCT DESCRIPTION	To be used with 27, 40, 58, 70
	1 UNIT	63520-013550
	100 UNITS / BAG	63520-013560

Missing catalog numbers available upon request.

STATIC DEFLECTORS


	PRODUCT DESCRIPTION	To be used with 30, 35, 40, 50, 58, 70 and 90 l/h	
		1 UNIT	100 UNITS / BAG
	12 JETS (360 DEGREES)	63520-005350	63520-005355
	10 JETS (300 DEGREES)	63520-005360	63520-005365
	8 JETS (2*90 DEGREES)	63520-005370	63520-005375
	6 JETS (180 DEGREES)	63520-005380	63520-005385
	4 JETS (90 DEGREES)	63520-005390	63520-005397

GYRONET™ BODY NOZZLES

	MALE (PRESS-FIT) INLET CONNECTOR	SELF-TAPPING INLET CONNECTOR	3/8" THREADED MALE INLET CONNECTOR
			
27 L/H, BROWN	64020-000800	64020-000900	N/A
40 L/H, BLUE	64020-001000	64020-001100	N/A
58 L/H, GREY	64020-001130	64020-001150	N/A
70 L/H, BLACK	64020-001300	64020-001200	64020-001190
90 L/H, ORANGE	64020-001310	64020-001210	64020-001320
120 L/H, RED	64020-001500	64020-001400	64020-001560
150 L/H, SKY BLUE	64020-001700	64020-001600	64020-001730
200 L/H, YELLOW	64020-001750	N/A	64020-001775
250 L/H, PURPLE	64020-001850	N/A	64020-001776
300 L/H, GREEN	64020-001950	N/A	64020-001777

VibroNet™ SD

Static micro-emitter for under tree irrigation with small root volumes. In the VibroNet SD the water passage through the nozzle causes needle vibration which in turn breaks up the water jet into uniform droplets that are evenly spread.



Self-Cleaning
Mechanism



High Crop
Uniformity



Long-Lasting
Performance

Applications



Under tree irrigation
as single head

Benefits & Features

Constantly self-cleaning

- ✓ Self-cleaning "vibration" mechanism prevents build-up of mineral deposits in the nozzle, saving time-consuming maintenance

Ensures higher crop uniformity

- ✓ Smart "vibration" technology in the nozzle creates a uniform distribution of relatively large sized water droplets without mist
- ✓ Relatively small wetting diameter, suits especially densely planted fruit tree crops

Long-lasting performance

- ✓ Micro-emitter made of plastic materials resistant to all agrochemicals & weather conditions

Specs. & Recommendations

- **3 different flow rates:** 30, 50, 70 L/H
- **Nominal flow rate at:** 1.5 bar
- **Recommended pressure range:** 1.5-2.5 bar
1 type of inlet connector: Press fit
The nozzle is color coded for easy identification of the flow rate
- **Recommended filtration*:** 130 micron / 120 mesh

***Note:** Filtration method shall be selected based on the type and concentration of the dirt particles contained in the water. Wherever sand exceeding 2 ppm exists in the water, a Hydrocyclone shall be installed before the main filter. Wherever sand/ silt/ clay solids exceed 100 ppm, pre-treatment shall be applied according to Netafim™ instructions

→ TECHNICAL DATA

MODEL	FLOW RATE (L/H)*	NOZZLE CODE COLOR		PIN CODE COLOR	NOZZLE WATER PASSAGES AREA (MM ²)	NOZZLE SMALLER WATER PASSAGES (MM)	CONSTANT K	EXPONENT X	WETTED DIAMETER (M) 20 CM ABOVE GROUND*	
30	28.6	GREEN	+	SKY BLUE	LIGHT GREY	0.7	0.34	6.6	0.54	1.5
50	50.5	GREEN	+	LIGHT GREY	ORANGE	1.9	0.68	11.7	0.54	1.7
70	72.9	BLACK	+	BLACK	ORANGE	3.0	0.99	16.9	0.54	2.0

* at 1.5 bar working pressure

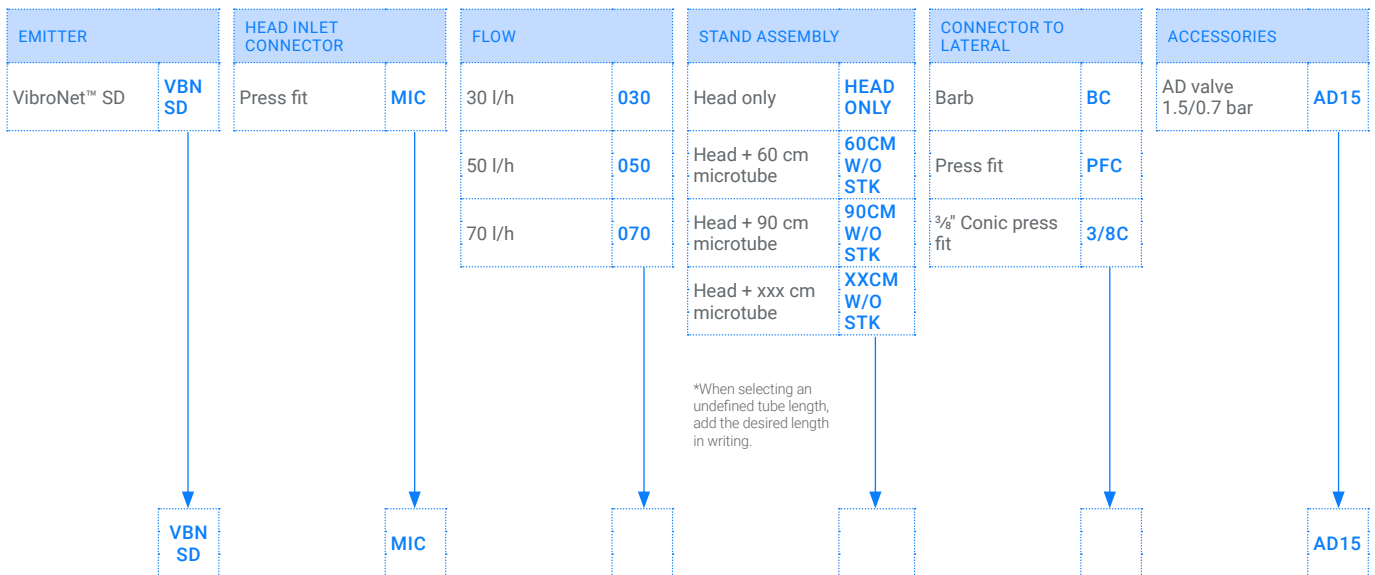
→ PACKAGING DATA

VIBRONET™ SD	QUANTITY P/ BOX UNITS	BOX SIZE (CM X CM X CM)	BOX WEIGHT (KG)	BOXES P/PALLET	TOTAL UNITS P/PALLET	PALLET WEIGHT (KG)
HEAD ONLY	3200	28 X 28 X 57	19.2	32	102400	614

→ ORDERING INFORMATION

Flowchart to determine the desired product definition

How to use: To determine the desired product definition select one of every set of options displayed on the chart.



→ VibroNet™ SD HEAD ONLY (WITH MALE INLET CONNECTOR)

MODEL	
030	64300-010000
050	64300-011000
070	64300-012000

VibroNet™ SD assembly stand (sample)

VBN SD 70L/H 60CM W/STAKE CLIP BC 64300-012100

VBN SD 50L/H 60CM W/STAKE CLIP BC 64300-011500




Connectors & Stand Assembly



For Orchards

SuperNet™ STAKE

	BLUE	BROWN	BLACK
	63520-005900	63520-010350	63520-010450


UNIVERSAL STAKE

	BLUE	BROWN	BLACK
	63000-009800	63000-009850	63000-009750

CLIP STAKE

	BLUE	BLACK
	63000-009870	63520-009860

PIN STAKE 50CM + ADAP.FIT 4*6.5

	63000-019120
---	--------------

METAL ROD

	6.0 MM DIA., 60 CM LENGTH	65080-001000
	6.0 MM DIA., 100 CM LENGTH	65080-001100
	6.0 MM DIA., 120 CM LENGTH	65080-001200
	8.0 MM DIA., 60 CM LENGTH	65080-001500
	8.0 MM DIA., 100 CM LENGTH	65080-001600
	8.0 MM DIA., 120 CM LENGTH	65080-001700


UNIVERSAL ADAPTER TO METAL/FIBERGLASS ROD

	TO 4.5 MM DIA. ROD, 4*6.5 MM MICRO-TUBE	BLACK	64020-002150
	TO 6.0 MM DIA. ROD, 4*6.5 MM MICRO-TUBE	BLUE	64020-002000
	TO 8.0 MM DIA. ROD, 4*6.5 MM MICRO-TUBE	BLACK	64020-002100
	TO 6.0 MM DIA. ROD, 6*8 MM MICRO-TUBE	BLUE	64020-003100
	TO 6.0 MM DIA. ROD, 9*11/9*12 MM MICRO-TUBE	BLUE	64020-003150
	TO 8.0 MM DIA. ROD, 9*11/9*12 MM MICRO-TUBE	BLACK	64020-003170


COMPLETE STAND W/O STAKE FEMALE PRESS FIT CONN. + 0.6 METER 6*8 TUBE + BARB/MALE CONNECTION

	PRODUCT DESCRIPTION	These 3 products are supplied assembled, and as separated products in the same box: flat female/ barb connector + stake adapter that fit a 6 mm rod
	64020-005600	

ADAPTER TO METAL/FIBERGLASS RODS

	6.0 MM ROD	BLUE	63520-005950
	8.0 MM ROD	BLACK	63520-005970


COMPLETE STAND W/O STAKE FEMALE PRESS FIT CONN. + 1.2 METER 6*8 TUBE + BARB/MALE F&S CONNECTION

	PRODUCT DESCRIPTION	These 3 products are supplied assembled, and as separated products in the same box: flat female/ barb S&F connector + stake adapter that fit a 6 mm rod
	64520-001990	


CLAMP FOR WOOD POLES

	64420-003100
---	--------------

CLAMP FOR METAL STAKES

	64420-003010
---	--------------

BARB/MALE PRESS-FIT CONNECTOR

	BLACK
	63000-002000


BARB PRESSURE MEASURING POINT

	63000-002800
---	--------------


BARB/FLAT FEMALE PRESS-FIT CONNECTOR

	63000-002450
---	--------------

BARB/BARB CONNECTOR

	BLACK
	63520-006000

1/4" UNF MALE THREADED PRESSURE MEASURING POINT

	ON A PVC PIPE, DRILL: 5.2 MM SCREW-TAP: 1/4-28 UNF
	63000-002700


PLUG

	BLUE
	63520-006000

BARB/SELF TAPPING CONNECTOR

	BLACK
	63520-006100


1/8" BSP MALE THREADED, PRESSURE MEASURING POINT

	ON A PVC PIPE, DRILL: 8.5 MM SCREW-TAP: 1/8-28 BSP
	63000-002750


MALE THREADED / FEMALE PRESS-FIT

	3/8" THREADED MALE / FEMALE CONN.
	63000-001150
	1/2" THREADED MALE / FEMALE CONN.
	63000-001180

SELF TAPPING/SELF TAPPING CONNECTOR

	BLACK
	63520-006150


"U" SHAPE FOR UPRIGHT HANGING

	63520-005990
---	--------------

SUPERNET™ AND GYRONET™ NOZZLE CLEANING TOOL

	63520-011000
--	--------------


BARB/FEMALE PRESS-FIT CONNECTOR

	BLACK
	63000-001900

ADAPTER BARB - 3/8" FEMALE THREADED

	BARB (FOR 9*11/9*12 MM TUBE) / 3/8" FEMALE THREADED
	63000-001835

ADAPTER FEMALE THREADED / FEMALE PRESS-FIT

	1/2" FEMALE THREADED / FEMALE PRESS-FIT CONN
	63000-001200
	3/4" FEMALE THREADED / FEMALE PRESS-FIT CONN
	63000-001300

ADAPTER BARB/FEMALE PRESS-FIT

	ADAPTER BARB (FOR 6*8 MM TUBE) / FEMALE PRESS-FIT CONNECTOR
	64020-002750
	ADAPTER BARB (FOR 9*12 MM TUBE) / FEMALE PRESS-FIT CONNECTOR
	64020-002760

Pulsar™ with StripNet™ Head

PRESSURE-COMPENSATED EMITTER

For efficient frost mitigation in narrow stripe crops.



Water and Energy Savings



High Frost Mitigation and Cooling Performance



Long-Lasting Performance

Applications



Efficient frost mitigation in vineyards or other narrow stripe crops



Efficient stripe cooling

Benefits & Features

Water and energy savings

- ✓ Pulsar™ with StripNet™ offers narrow water distribution shape using 70% less water and energy than standard full-coverage sprinkler systems

Ensures high frost mitigation and cooling performance

- ✓ Pulsar™ with StripNet™ is a pressure compensated static micro-emitter ensures uniform performance along the field even across hilly terrain and long rows. It consists of a Pressure Compensated dripper, a micro tube, a Pulsar chamber with an air bag inside, an Anti Drain valve and micro-emitter head
- ✓ It provides several pulses per minute, according to the selected flow rate, ensure continuous irrigation over a large area for many hours
- ✓ The unique pulsation mechanism allows each emitter to cover a large range while maintaining low flow, allowing reduction of emitter units per hectare, infrastructure cost, and water consumption
- ✓ The product assists to avoid soil saturation and flooding is avoided even after many hours of irrigation

Easy installation

- ✓ The Pulsar with StripNet has a unique mounting bracket on the vineyard posts (wood or metal) or adapter to mount between wires

Simple maintenance

- ✓ The product is modular and can be disassembled easily for maintenance

Long-lasting performance

- ✓ Pulsar™ with StripNet™ is made of plastic materials resistant to standard nutrients used in agricultural and weather conditions



Specifications & Recommendations

- **3 different flow rates:** 12, 15, 20 L/H
- **Minimum pressure at the AD valve:** 2.5 bar
- **Pressure regulation range:** 2.5-4.0 bar
- **Water distribution pattern:** Rectangular water covering (stripe)
- **2 nozzles types:**
 - **For 50 cm stripe width coverage:** Single active nozzle of the StripNet head, colored brown. And plug nozzle colored black
 - **For 70 cm stripe width coverage:** 2 active nozzle of the StripNet head, both colored green
- **Installation recommendations:**
 - The recommendation distance between emitters is up to 5.0 meters to achieve overlapping of the water.
- **Color code:**
 - 1 Single active nozzle of the StripNet head, colored brown. And plug nozzle colored black
 - 2 Active nozzles of the StripNet head colored green
 - PCJ Dripper: Colored coded according to the flow rate: 12 L/H Fuchsia, 15 L/H Black, 20 L/H orange
- **Recommended filtration*:** 130 micron / 120 mesh

*Note: Filtration method shall be selected based on the type and concentration of the dirt particles contained in the water. Wherever sand exceeding 2 ppm exists in the water, a Hydrocyclone shall be installed before the main filter. Wherever sand/ silt/ clay solids exceed 100 ppm, pre-treatment shall be applied according to Netafim™ instructions

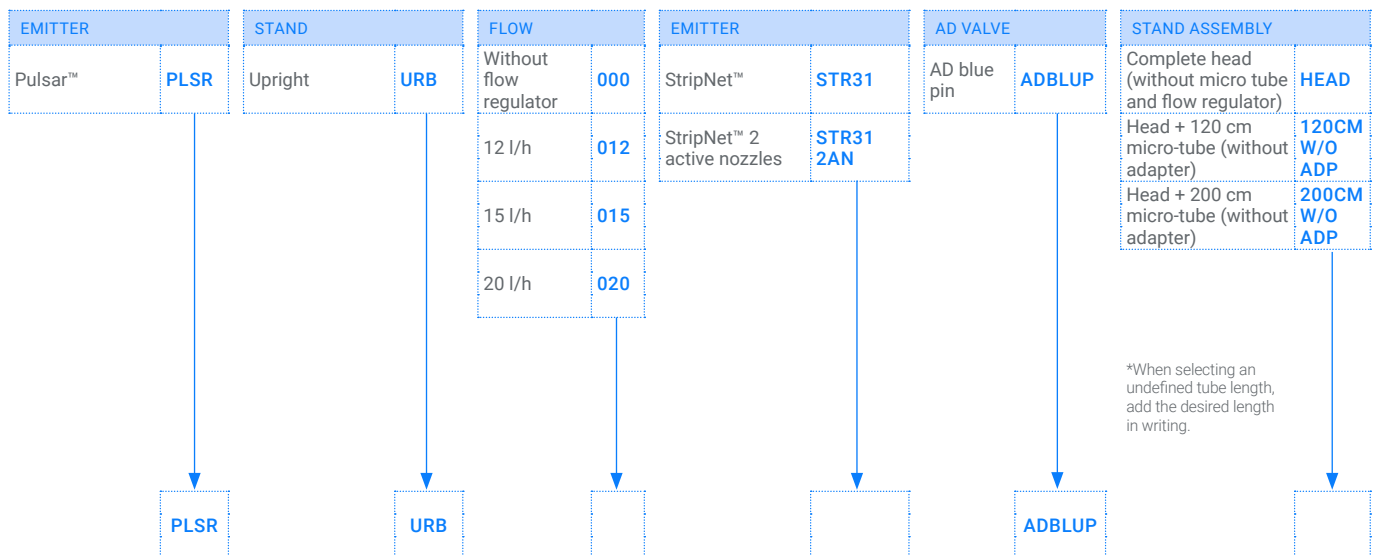
PACKAGING DATA

PULSAR™	QUANTITY P/ BOX UNITS	BOX SIZE (CM X CM X CM)	BOX WEIGHT (KG)	BOXES P/PALLET	TOTAL UNITS P/PALLET	PALLET WEIGHT (KG)
HEAD ONLY (UR TUBE+AD VALVE+STRIPNET)	150	36 X 31 X 53	7.2	18	2700	142
COMPLETE UR STAND (120 CM.) W/O STAKE	80	28 X 27 X 113	8.8	16	1280	141
COMPLETE UR STAND (200 CM.) W/O STAKE	80	28 X 27 X 113	9.2	16	1280	147

→ ORDERING INFORMATION

Flowchart to determine the desired product definition

How to use: To determine the desired product definition select one of every set of options displayed on the chart.



→ DESCRIPTION AND CATALOG NUMBER SAMPLE

PRODUCT DESCRIPTION	PLSR URB 012 STR31 ADBLUP 150CM
PRODUCT COMPONENTS	Pulsar™, flow regulated, 12 l/h, 150 cm micro-tube, Pulsar tube with barb inlet connector, AD valve with blue pin, StripNet™ head with 1 active nozzle (Brown)
CATALOG NUMBER	63700-005010

→ OTHER ACTIVE CATALOG NUMBERS

MODEL	PRODUCT DESCRIPTION	CATALOG NUMBER
1 ACTIVE NOZZLE (1 BROWN NOZZLE + BLACK PLUG)	PLSR URB 012 STR31 ADBLUP 120CM	63700-005000
	PLSR URB 012 STR31 ADBLUP 150CM	63700-005010
	PLSR URB 012 STR31 ADBLUP 200CM	63700-005100
	PLSR URB 015 STR31 ADBLUP 200CM	63700-005150
	PLSR URB 020 STR31 ADBLUP 200CM	63700-005160
2 ACTIVE NOZZLES (2X GREEN NOZZLES)	PLSR URB 012 STR31 2AN ADBLUP 30CM	63700-004960
	PLSR URB 012 STR31 2AN ADBLUP 200CM	63700-005110
	PLSR URB 012 STR31 2AN ADBLUP 400CM	63700-000010

*Other catalog numbers, according to desired product definition, available upon request.


→ ASSEMBLY OPTIONS

Pulsar™ UR can be assembled in one of the following ways:


CLAMP FOR WOOD POLES

	64420-003100
---	--------------


CLAMP FOR METAL STAKES

	64420-003010
---	--------------

ADAPTER TO METAL/FIBERGLASS RODS

	6.0 MM ROD	BLUE	63520-005950
	8.0 MM ROD	BLACK	63520-005970


BLACK BAND 380*4.8 UV (100/BAG)

	FOR CORRECT INSTALLATION OF THE PULSAR™ UR IT IS RECOMMENDED TO USE SPECIAL UV PROTECTED BANDS FOR THIS PURPOSE	63720-001800
---	---	--------------


PULSAR AD VALVE

	PIN COLOR	BLUE	63700-001020
---	-----------	------	--------------

FROSTIE CONTROLLER

	PRODUCT DESCRIPTION	CATALOG NUMBER
	Frost mitigation controller. Single station valve controller powered by 2 AA alkaline batteries. Built in precision temperature and humidity sensors.	00045-001620

PULSAR PLUG - TO PLUG THE PULSAR TUBE

	63720-002500
---	--------------

Pulsar™ with GyroNet™ Head

PRESSURE-COMPENSATED EMITTER

For efficient frost mitigation in fruit trees.



Water and Energy Savings



High Frost Mitigation and Cooling Performance



Fit per Tree

Applications



Efficient frost mitigation in fruit trees



Efficient orchard cooling

Benefits & Features

Water and energy savings

- ✓ Pulsar™ with GyroNet™ offers efficient and focused watering above the tree canopy using 50% less water and energy than standard full-coverage sprinkler systems

Ensures high frost mitigation and cooling performance

- ✓ Pulsar™ with GyroNet™ is a Pressure compensated device with dynamic micro-sprinkler ensures uniform performance along the field even across hilly terrain and long rows. It consists of a Pressure Compensated dripper, a micro tube, a Pulsar chamber with an air bag inside, an Anti Drain valve and micro-sprinkler head
- ✓ Provides several pulses per minute, according to the selected flow rate, ensure continuous irrigation over a large area for many hours
- ✓ The unique pulsation mechanism allows each emitter to cover a large range while maintaining low flow, allowing reduction of water and energy consumption
- ✓ The product assists to avoid soil saturation and flooding is avoided even after many hours of irrigation

Fit per tree

- ✓ Pulsar™ with GyroNet™ offers a wide range of GyroNet swivels to suit the tree-top diameter

Easy installation


- ✓ Pulsar™ with GyroNet™ has a unique mounting adapter on a pole (wood or metal) or adapter to mount between wires

Simple maintenance

- ✓ The product is modular and can be dis-assembled easily for maintenance

Long-lasting performance

- ✓ The product is made of plastic materials resistant to standard nutrients used in agricultural and weather conditions



Specifications & Recommendations

- **5 different flow rates:** 8, 12, 15, 20, 25 L/H
- **Minimum pressure at the AD valve:**
 - 2.5 bar for Anti Darin Valve with blue pin
 - 1.7 bar for Anti Darin Valve with black pin
- **Pressure regulation range:** 2.5-4.0 bar or 1.7-4.0 (according to the AD valve model)
- **Water distribution pattern:** 360 degrees, circle water cover
- **Several GyroNet's swivel types:** SR, SRD, SSR, MR. Each Pulsar combination (Flow rate and GyroNet swivel) provides different water distribution profile. The selection, is according to the required application rate and tree-top diameter
- **Installation recommendations:**
 - Single emitter above each tree or according to the crop needs
 - Vertical installation of the product on the pole. 50cm above vineyard tree-top
- **Color code:**
 - GyroNet™ nozzle is color coded for easy identification of the flow rate.
 - GyroNet™ swivel is color code: SR-Blue, SRD-Blue with deflector, SSR-Light Green, MR-Brown
 - PCJ Dripper: Colored coded according to the flow rate: 8 L/H Green, 12 L/H Fuchsia, 15 L/H Black, 20 L/H Orange&Black, 25 L/H Orange & Light Gray
- **Rec. filtration*:** 130 micr. / 120 mesh

*Note: Filtration method shall be selected based on the type and concentration of the dirt particles contained in the water. Wherever sand exceeding 2 ppm exists in the water, a Hydrocyclone shall be installed before the main filter. Wherever sand/ silt/ clay solids exceed 100 ppm, pre-treatment shall be applied according to Netafim™ instructions

Pulsar™ UR WITH GyroNet™ HEAD IN UPRIGHT INSTALLATION (BLACK PULSAR TUBE)

MODEL	FLOW RATE (L/H)	WITH BLUE PIN AD VALVE, AT 2.5 BAR PRESSURE AT THE FLOW REGULATOR INLET			COVERAGE TYPE	WITH BLACK PIN AD VALVE, AT 1.7 BAR PRESSURE AT THE FLOW REGULATOR INLET			COVERAGE TYPE
		EFFECTIVE WETTED DIAMETER* (M)	WETTED AREA (M ²)	AVERAGE PRECIPITATION RATE ON THE EFFECTIVE WETTED DIAMETER (MM/H)		EFFECTIVE WETTED DIAMETER* (M)	WETTED AREA (M ²)	AVERAGE PRECIPITATION RATE ON THE EFFECTIVE WETTED DIAMETER (MM/H)	
GYRONET™ SSR	8	1.5	1.8	4.5	FOCUSED COVERAGE	2.0	3.1	2.5	FOCUSED COVERAGE
GYRONET™ SSR	12	2.0	3.1	3.8		2.0	3.1	3.8	
GYRONET™ SSR	15	2.5	4.9	3.1		2.5	4.9	3.1	
GYRONET™ SSR	20	2.5	4.9	4.1		2.5	4.9	4.1	
GYRONET™ SSR	25	3.0	7.1	3.5		3.0	7.1	3.5	
GYRONET™ SRD	8	2.0	3.1	2.5	FOCUSED COVERAGE	2.0	3.1	2.5	FOCUSED COVERAGE
GYRONET™ SRD	12	2.5	4.9	2.4		2.0	3.1	3.8	
GYRONET™ SRD	15	2.5	4.9	3.1		2.0	3.1	4.8	
GYRONET™ SRD	20	3.0	7.1	2.8		2.5	4.9	4.1	
GYRONET™ SRD	25	3.0	7.1	3.5		2.5	4.9	5.1	
GYRONET™ SR	8	4.0	12.6	0.6	WIDE COVERAGE	3.5	9.6	0.8	WIDE COVERAGE
GYRONET™ SR	12	5.0	19.6	0.6		4.0	12.6	1.0	
GYRONET™ SR	15	5.0	19.6	0.8		4.0	12.6	1.2	
GYRONET™ SR	20	5.5	23.8	0.8		4.5	15.9	1.3	
GYRONET™ SR	25	6.0	28.3	0.9		4.5	15.9	1.6	

* Wetted diameter at 0.5 meter above crop surface

Pulsar™ UDB WITH GyroNet™ HEAD IN UPSIDE-DOWN INSTALLATION (GREY PULSAR TUBE)

MODEL	FLOW RATE (L/H)	PULSAR UDB WITH BLUE PIN AD VALVE, 2.5 BAR INLET PRESSURE			
		EFFECTIVE WETTED DIAMETER* (M)	WETTED AREA (M²)	AVERAGE PRECIPITATION RATE ON THE EFFECTIVE WETTED DIAMETER (MM/H)	COVERAGE TYPE
GYRONET™ UD	12	6.0	28.3	0.4	WIDE COVERAGE
GYRONET™ UD	15	6.5	33.2	0.5	
GYRONET™ UD	20	7.0	38.5	0.5	
GYRONET™ SR	12	3.5	9.6	1.2	WIDE COVERAGE
GYRONET™ SR	15	3.5	9.6	1.6	
GYRONET™ SR	20	4.0	12.6	1.6	

* Wetted diameter at 0.5 meter above crop surface

NOTE: For proper operation of the Pulsar UDB with grey tube in upside-down position, need to make sure to release air from the hydraulic system.

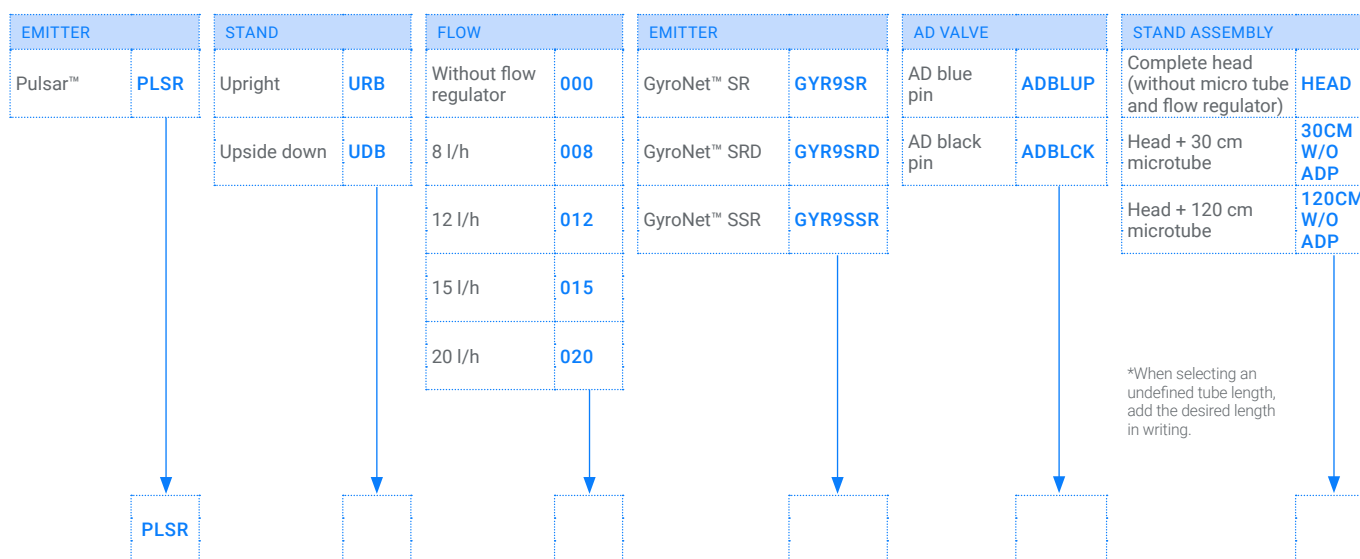
PACKAGING DATA

PULSAR™	QUANTITY P/ BOX UNITS	BOX SIZE (CM X CM X CM)	BOX WEIGHT (KG)	BOXES P/PALLET	TOTAL UNITS P/PALLET	PALLET WEIGHT (KG)
HEAD ONLY (UR TUBE+AD VALVE+GYRONET)	150	36 X 31 X 53	7.2	18	2700	142
HEAD ONLY (UD TUBE+AD VALVE+GYRONET)	80	28 X 28 X 57	9.1	32	2560	291
COMPLETE UR STAND (120 CM.) W/O STAKE	50	28 X 27 X 113	8.8	16	800	141
COMPLETE UR STAND (200 CM.) W/O STAKE	50	28 X 27 X 113	9.2	16	800	147
COMPLETE UD STAND (30 CM.) W/O STAKE	100	28 X 27 X 113	15.2	16	1600	243

→ ORDERING INFORMATION

Flowchart to determine the desired product definition

How to use: To determine the desired product definition select one of every set of options displayed on the chart.



→ DESCRIPTION AND CATALOG NUMBER SAMPLE

PRODUCT DESCRIPTION	PLSR URB 020 GYR9SR ADBLUP 120CM
PRODUCT COMPONENTS	Pulsar™, flow regulator 20 l/h, 120 cm micro-tube, tube with barb inlet connector, AD valve with blue pin, GyroNet™ head with SR (short range) swivel
CATALOG NUMBER	63700-008180

→ OTHER ACTIVE CATALOG NUMBERS

PRODUCT DESCRIPTION	CATALOG NUMBER
PLSR URB 008 GYR9SR ADBLUP 60CM	63700-007660
PLSR URB 020 GYR9SSR ADBLUP 120CM	63700-008190
PLSR URB 020 GYR9SSR ADBLUP 200CM	63700-008210
PLSR URB 025 GYR9SR ADBLUP 120CM	63700-008500
PLSR URB 025 GYR9SSR ADBLUP 120CM	63700-008550

*Other catalog numbers, according to desired product definition, available upon request.


→ ASSEMBLY OPTIONS

Pulsar™ UR can be assembled in one of the following ways:


CLAMP FOR WOOD POLES

	64420-003100
---	--------------


CLAMP FOR METAL STAKES

	64420-003010
---	--------------


ADAPTER TO METAL/FIBERGLASS RODS

	6.0 MM ROD	BLUE	63520-005950
	8.0 MM ROD	BLACK	63520-005970


BLACK BAND 380*4.8 UV (100/BAG)

	FOR CORRECT INSTALLATION OF THE PULSAR™ UR IT IS RECOMMENDED TO USE SPECIAL UV PROTECTED BANDS FOR THIS PURPOSE	63720-001800
---	---	--------------


PULSAR AD VALVE

	PIN COLOR	BLUE	63700-001020
		BLACK	63700-001000

FROSTIE CONTROLLER

	PRODUCT DESCRIPTION	CATALOG NUMBER
	Frost mitigation controller. Single station valve controller powered by 2 AA alkaline batteries. Built in precision temperature and humidity sensors.	00045-001620

PULSAR PLUG - TO PLUG THE PULSAR TUBE

	63720-002500
---	--------------

StripNet™ Pro

PRESSURE-COMPENSATED EMITTER

For frost mitigation in stripe crops.



Easy Installation



High Frost Mitigation
and Cooling
Performance



Long-Lasting
Performance

Applications



Efficient frost mitigation in
vineyards or other stripe crops



Efficient stripe
cooling

Benefits & Features

Ensures high frost mitigation and cooling performance

- ✔ StripNet™ Pro is a pressure compensated static micro-emitter ensures uniform performance along the field even across hilly terrain and long rows
- ✔ StripNet™ offers narrow water distribution shape around 20 m³ per hectare (depends on the distance between rows), 50% less water and energy than standard full-coverage sprinkler systems
- ✔ The unique pulsation mechanism allows each emitter to cover a large range while maintaining low flow, allowing reduction of emitter units per hectare, infrastructure cost, and water consumption

Simple maintenance

- ✔ The product is modular and can be dis-assembled easily for maintenance
- ✔ Static emitter - No moving parts

Long-lasting performance

- ✔ StripNet™ Pro is made of plastic materials resistant to standard nutrients used in agricultural and weather conditions

Specs. & Recommendations

- Pressure compensated static emitter with no moving parts
- **1 flow rate:** 30 L/H
- **Pressure regulation range:** 2.0-4.0 bar
- **Water distribution pattern:** Rectangular water covering - 50 cm stripe width
- **Installation recommendations:**
 - The recommendation distance between emitters is up to 5.0 meters to achieve overlapping of the water.
 - Vertical installation of the product. 50cm above vineyard tree-top
- **1 type of inlet connector:** Barb
- **Color code:** Single active nozzle colored brown. And plug nozzle colored black
- **Recommended filtration*:** 130 micron / 120 mesh

***Note:** Filtration method shall be selected based on the type and concentration of the dirt particles contained in the water. Wherever sand exceeding 2 ppm exists in the water, a Hydrocyclone shall be installed before the main filter. Wherever sand/ silt/ clay solids exceed 100 ppm, pre-treatment shall be applied according to Netafim™ instructions

→ TECHNICAL DATA

MODEL	FLOW RATE* (L/H)	CODE COLOR	NOZZLE WATER PASSAGES AREA (MM ²)	WORKING PRESSURE RANGE (BAR)	WETTED AREA (M X M)	ACTIVE NOZZLE CODE COLOR
30	31	BROWN	0.83	2.0-4.0	0.5 X 5.5	BROWN

*Within working pressure range

→ PACKAGING DATA

STRIPNET™ PRO	QUANTITY P/ BOX UNITS	BOX SIZE (CM X CM X CM)	BOX WEIGHT (KG)	BOXES P/PALLET	TOTAL UNITS P/PALLET	PALLET WEIGHT (KG)
HEAD ONLY	650	18 X 34 X 79	12.2	36	23400	439
COMPLETE UR STAND (120 CM.) W/O STAKE	100	17 X 26 X 139	10.1	15	1500	152
COMPLETE UR STAND (200 CM.) W/O STAKE	50	17 X 26 X 139	7.2	15	750	108

→ StripNet™ PRO HEAD ONLY

MODEL	BIC
030	64400-001000


→ StripNet™ PRO ASSEMBLY STANDS

MODEL	030
STRIPNET PRO BIC 030 120CM W/O STK	64400-001150
STRIPNET PRO BIC 030 200CM W/O STK	64400-001480


All assembly stands include 4*6.5 mm black SPE micro-tube.
Other stand combinations can be ordered.

→ StripNet™ PRO COMPONENTS


STRIPNET™ PRO, ACTIVE NOZZLE

IMAGE	BROWN
	64420-002680


STRIPNET™ PRO, PLUGGED NOZZLE

IMAGE	BLACK
	64420-002641

STRIPNET™ PRO "Y" NOZZLES BODY

	64420-002700
---	--------------


STRIPNET™ PRO TUBE

	64420-002600
---	--------------


→ StripNet™ PRO ASSEMBLY OPTIONS

StripNet™ pro can be assembled in one of the following three ways:

CLAMP FOR WOOD POLES


	ON A WOODEN POLE, WITH A NETAFIM™ CLAMP 600 UNITS P/BOX, 28 X 27 X 57 CM, 5.8 KG	1 UNIT 64420-003100
---	---	------------------------

CLAMP FOR WOOD POLES

	ON A METAL STAKE (2.5 TO 5.0 MM THICK), WITH A NETAFIM™ SPECIAL DESIGN CLAMP 1200 UNITS P/BOX, 35 X 35 X 57 CM, 14.5 KG	1 UNIT 64420-003010
--	--	------------------------

When the distances between stakes are more than five meters, or when exact alignment is preferred, it is recommended to use the Netafim™ "bracket between wires", unique installation system between two of the vineyard metal wires.

This product includes two injected plastic parts, a metal or fiberglass rod (according to the user's choice), and two metal wires for tightening.

	2 PLASTIC PARTS, 200 UNITS P/BOX (ONLY THE 2 PLASTIC PARTS), 18 X 34 X 79 CM, 6.3 KG	64420-003600
	DOUBLE LOOP WIRES TIES (2 UNITS)	64420-003700
	METAL ROD, 6 MM DIAMETER, 60 CM LENGTH	65080-001000
	100 CM LENGTH	65080-001100

*Other metal rod lengths available upon request



/ Sprinklers



For Open Field Crops

GyroNet™ Turbo

Midi sprinkler, for full coverage irrigation of intensive field crop and open nurseries, with up to 7X7m installation spacing.



Uniform Wetting



Insect Protected



Reduced Labor Cost

Applications



Intensive field crop & nurseries irrigation



Under canopy irrigation as Banana



Orchards frost mitigation & cooling

Benefits & Features

Uniform wetting & higher yield

- ✔ Unique design of swivel, water channel and specially-shaped bridge ensure superbly uniform distribution of water to the crop

Insect protected

- ✔ Pop-up mechanism, opened only during operation, keeps nozzle insect and spider-free, eliminating the need for flushing

Reduced labor cost and reduced maintenance

- ✔ Long-term reliable service, simple, modular parts, clog resistant design
- ✔ GyroNet™ Turbo is made of superior raw material makes it resistant to all agrochemicals & weather conditions

Specs. & Recommendations

- Robust midi sprinkler for full coverage installation with spacing up to 7X7 meters
- **5 different flow rates:** 200, 250, 300, 400, 500 L/H
- **Nominal flow rate at:** 2.2 bar
- **Recommended pressure range:** 2.0 - 3.0 bar
 - 1 type of inlet connector: 1/2" male threaded
 - 1 type of upper bearing: Standard = STUB
- The swivel colored Purple for flow rates
- The nozzle is color coded for easy identification of the flow rate
- **Recommended filtration*:** 130 micron / 120 mesh

***Note:** Filtration method shall be selected based on the type and concentration of the dirt particles contained in the water. Wherever sand exceeding 2 ppm exists in the water, a Hydrocyclone shall be installed before the main filter. Wherever sand/ silt/ clay solids exceed 100 ppm, pre-treatment shall be applied according to Netafim™ instructions

→ TECHNICAL DATA

NOZZLE SIZE (MM)	CODE COLOR	WORKING PRESSURE (BAR)	FLOW RATE (L/H)	WETTED DIAMETER* (M)	PRECIPITATION (MM/H)				
					SPACING (M X M)				
					4 X 6	5 X 6	6 X 6	7 X 6	7 X 7
1.89	YELLOW	2.0	190	9.5	8.0	6.4	5.3	4.6	3.9
		2.5	213	10.0	9.0	7.2	6.0	5.1	4.4
		3.0	233	10.0	9.8	7.8	6.5	5.6	4.8
2.14	DARK PINK	2.0	244	10.0	10.3	8.2	6.8	5.9	5.0
		2.5	273	10.0	11.5	9.2	7.7	6.6	5.6
		3.0	299	10.0	12.5	10.0	8.3	7.1	6.1
2.31	GREEN	2.0	287	10.0	12.0	9.6	8.0	6.9	5.9
		2.5	321	11.0	13.5	10.8	9.0	7.7	6.6
		3.0	351	11.0	14.8	11.8	9.8	8.4	7.2
2.67	BLUE	2.0	388	12.0	16.5	13.2	11.0	9.4	8.1
		2.5	434	12.0	18.5	14.8	12.3	10.6	9.1
		3.0	475	12.0	20.3	16.2	13.5	11.6	9.9
3.00	BROWN	2.0	485	12.0	20.3	16.2	13.5	11.6	9.9
		2.5	543	12.5	22.8	18.2	15.2	13.0	11.1
		3.0	594	12.5	24.8	19.8	16.5	14.1	12.1

* at least 0.5 mm/h

**Performance table prepared under laboratory conditions, sprinkler head 1.0 meter above ground

CU = OR > THAN 92%

CU = OR > 88% AND < 92%

CU = OR > 86% AND < 88%

CU < 86%

→ PACKAGING DATA

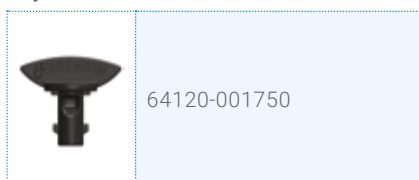
STRIPNET™ PRO	QUANTITY P/ BOX UNITS	BOX SIZE (CM X CM X CM)	BOX WEIGHT (KG)	BOXES P/PALLET	TOTAL UNITS P/PALLET	PALLET WEIGHT (KG)
HEAD ONLY	500	18 X 34 X 79	10.4	20	10000	220
COMPLETE UR STAND (120 CM.) W/O STAKE	100	17 X 26 X 139	9.5	15	1125	153

→ GyroNet™ TURBO HEAD ONLY


MODEL & NOZZLE COLOR	1 UNIT	25 UNITS / BAG	100 UNITS / BAG
200 / YELLOW	64100-002040	64100-002010	64100-002070
250 / DARK PINK	64100-003050		64100-003080
300 / GREEN	64100-004040	64100-004050	64100-004070
400 / BLUE	64100-004940		
500 / BROWN	64100-006000		

→ GyroNet™ TURBO COMPONENTS

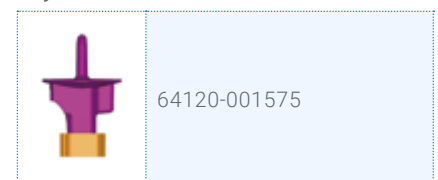
GyroNet™ TURBO UPPER BEARING



GyroNet™ TURBO BRIDGE



GyroNet™ TURBO SWIVEL + ASSY. SLEEVE



→ GyroNet™ TURBO NOZZLES

GyroNet™ TURBO BODY NOZZLE

MODEL & NOZZLE COLOR	CATALOG NUMBER
200 / YELLOW	64120-001000
250 / DARK PINK	64120-001100
300 / GREEN	64120-001200
400 / BLUE	64120-001280
500 / BROWN	64120-001350

→ COMPLEMENTARY PRODUCTS




PRODUCT ILLUSTRATION	DESCRIPTION	CATALOG NUMBER
	SOCKET 1/2"-1/2" FEMALE-FEMALE THREAD	65080-004500
	SPRINKLER ADAPTER 1" & 3/4" TO 1/2" FEAMLE-FEAMLE THREAD	60101-000501

→ SPRINKLER STANDS

VEGETABLE STAND

PRODUCT ILLUSTRATION	DESCRIPTION	CATALOG NUMBER
	IMP SPRINKLER STAND 9*12 120CM W/O STK F&S PE	64520-004900
	IMP SPRINKLER STAND 9*12 120CM W/O STK F&S FLX	64520-004910

MegaStand™

PRODUCT ILLUSTRATION	DESCRIPTION	CATALOG NUMBER
	MEGA-RISER 1/2"- 0.4 M LENGTH - 1/2" MTH - 1/2" FTH	64520-002490
	MEGA-SUPPORTING ARM	64520-002485
	MEGA-BASE	64520-002480

MegaNet™ 15D

Unique encapsulated and protected impact sprinkler with low water trajectory angle - 15 degrees, for field crops and under canopy irrigation.




Uniform Wetting & Higher Yield


Insect Protected


Anti-Clogging

Applications



Windy open field crop & vegetable irrigation



Under canopy irrigation as Banana



Orchards frost mitigation & cooling

Benefits & Features

Uniform wetting & higher yield

- ✓ MegaNet™ 15D has symmetric structure allows the water split to two equal water jets, that contribute to a balanced sprinkler, providing very high water distribution uniformity
- ✓ The lower trajectory angle of the water prevents evaporation to the air in areas with winds

Anti-Clogging

- ✓ Unique integral filter inside the MegaNet™ ensures clean water inside the nozzle. This filter can be easily cleaned if needed

Insect protected

- ✓ Innovative encapsulated design with unique pop-up mechanism, that opens only during operation, extends the life of the nozzle and other moving parts by preventing insects and dirt particles from obstructing the sprinkler

Increased germination percentage

- ✓ MegaNet™ provides gentle water jet, and relatively small drops near the ground and does not groove the soil along the whole irrigation event (including startup and shut off), which prevents from the seed to be exposed out of the soil

Reduced labor cost and reduced maintenance

- ✓ Versatile installation. Can be installed on solid sets or on removable field stands
- ✓ Long-term reliable service, simple, modular parts, clog resistant design
- ✓ MegaNet™ is made of superior raw material makes it resistant to agrochemicals & weather conditions

Specifications & Recommendations

- Unique impact sprinkler with low trajectory angle for full coverage installation with spacing up to 10X12 meters
- **7 different flow rates:** 200, 250, 350, 450, 550, 650, 750 L/H
- **Nominal flow rate at:** 2.3 bar
- **Recommended pressure range:** 2.0 - 3.0 b bar
- **Water Trajectory angle:** 15 Degrees
- **Nozzle Protection:**
 - Integral filter at the inlet of the sprinkler
 - Pop up mechanism: For insect penetration protection
- Water distribution using a special rotating turbine and two identical symmetrical nozzles
- **3 types of inlet connectors:**
 - 1/2" male threaded
 - 20 MM ISO inlet connector (to be glued to PVC)
 - 1/2" ASTM inlet connector (to be glued to PVC)
- **2 body types:**
 - Standard
 - Anti Darin vlave
- **Color coded for easy identification:**
 - Cap is color coded according to the flow rate
 - Locking pin for 15D model is white
- Made of UV-protected materials, durable to all climate conditions and nutrients injected in agricultural applications
- MegaNet™ sprinklers meet ISO 8026 standards (SI 1406) with production certified by the Israel Standards Institute (SII)
- **Recommended filtration*:** 400 micron / 40 mesh

*Note: Filtration method shall be selected based on the type and concentration of the dirt particles contained in the water. Wherever sand exceeding 2 ppm exists in the water, a Hydrocyclone shall be installed before the main filter. Wherever sand/ silt/ clay solids exceed 100 ppm, pre-treatment shall be applied according to Netafim™ instructions

→ TECHNICAL DATA

NOZZLE SIZE (MM)	CODE COLOR	WORKING PRESSURE (BAR)	FLOW RATE (L/H)	WETTED DIAMETER* (M)	PRECIPITATION (MM/H)						
					SPACING (M X M)						
					7 X 8	8 X 8	8 X 10	9 X 9	10 X 10	10 X 11	10 X 12
1.85	YELLOW	2.5	210	14.0	3.8	3.3	2.6	2.6	2.1	1.9	1.8
		3.0	230	14.0	4.1	3.6	2.9	2.8	2.3	2.1	1.9
2.06	PURPLE	2.5	258	14.0	4.6	4.0	3.2	3.2	2.6	2.3	2.2
		3.0	283	14.0	5.1	4.4	3.5	3.5	2.8	2.6	2.4
2.44	GREEN	2.5	362	14.0	6.5	5.7	4.5	4.5	3.6	3.3	3.0
		3.0	396	14.0	7.1	6.2	5.0	4.9	4.0	3.6	3.3
2.79	BLUE	2.5	461	16.0	8.2	7.2	5.8	5.7	4.6	4.2	3.8
		3.0	505	16.0	9.0	7.9	6.3	6.2	5.1	4.6	4.2
3.08	BROWN	2.5	553	16.0	9.9	8.6	6.9	6.8	5.5	5.0	4.6
		3.0	605	16.0	10.8	9.5	7.6	7.5	6.1	5.5	5.0
3.37	ORANGE	2.5	678	16.0	12.1	10.6	8.5	8.4	6.8	6.2	5.7
		3.0	743	16.0	13.3	11.6	9.3	9.2	7.4	6.8	6.2
3.68	RED	2.5	785	17.0	14.0	12.3	9.8	9.7	7.9	7.1	6.5
		3.0	860	17.0	15.4	13.4	10.8	10.6	8.6	7.8	7.2

* at least 0.5 mm/h





**Performance table prepared under laboratory conditions, sprinkler head 1.0 meter above ground

CU = OR > THAN 92%	CU = OR > 88% AND < 92%	CU = OR > 86% AND < 88%	CU < 86%
--------------------	-------------------------	-------------------------	----------

→ PACKAGING DATA

MEGANET™	QUANTITY P/ BOX UNITS	BOX SIZE (CM X CM X CM)	BOX WEIGHT (KG)	BOXES P/PALLET	TOTAL UNITS P/PALLET	PALLET WEIGHT (KG)
HEAD ONLY	200	18 X 34 X 79	11.0	20	4000	232


→ MegaNet™ 15D HEAD ONLY

	1/2" THREADED INLET CONNECTOR	20 MM ISO INLET CONNECTOR	1/2" ASTM INLET CONNECTOR	1/2" THREADED INLET CONNECTOR + AD
MODEL & NOZZLE COLOR				
200 / YELLOW	63600-004900			63600-004910
250 / PURPLE	63600-004950			
350 / GREEN	63600-005000			
450 / BLUE	63600-006000	63600-010100	63600-010500	63600-005010
550 / BROWN	63600-007000	63600-010200	63600-010600	63600-006010
650 / ORANGE	63600-008000			
750 / RED	63600-009000			


Missing catalog numbers available upon request

→ MegaNet™ 15D COMPONENTS

MegaNet™ TOP

	MODEL & NOZZLE COLOR	CATALOG NUMBER
	200 / YELLOW	63620-007400
	250 / PURPLE	63620-007450
	350 / GREEN	63620-007500
	450 / BLUE	63620-007600
	550 / BROWN	63620-007700
	650 / ORANGE	63620-007800
	750 / RED	63620-007620

MegaNet™ COMPLETE UPPER BODY

	MODEL & NOZZLE COLOR	CATALOG NUMBER
	200 / YELLOW	63620-008900
	250 / PURPLE	63620-008950
	350 / GREEN	63620-009000
	450 / BLUE	63620-009100
	550 / BROWN	63620-009200
	650 / ORANGE	63620-009300
	750 / RED	63620-009400


MegaNet™ 1/2" THREADED INLET BODY

	63620-004200
---	--------------

MegaNet™ C20MM ISO GLUED INLET BODY

	63620-004190
---	--------------


MegaNet™ C1/2" ASTM GLUED INLET BODY

	63620-004150
---	--------------


MegaNet™ FILTER

	63620-004400
---	--------------


MegaNet™ SERVICE KEY

	63620-004500
---	--------------


MegaNet™ ROAD GUARD

	63620-007000
---	--------------


MegaNet™ TURBINE

	PRODUCT DESCRIPTION	MGN TURBINE B GREY TURBINE 50/BAG
	50 UNITS/BAG	
	63620-002110	



MegaNet™ COLORED CAP

	MODEL & NOZZLE COLOR	PRODUCT DESCRIPTION	CATALOG NUMBER
	200 / YELLOW	MGN CAP YELLOW 200 50/BAG	63620-004860
	250 / PURPLE	MGN CAP PURPLE 250 50/BAG	63620-004910
	350 / GREEN	MGN CAP GREEN 350 50/BAG	63620-005010
	450 / BLUE	MGN CAP BLUE 450 50/BAG	63620-005110
	550 / BROWN	MGN CAP BROWN 550 50/BAG	63620-005210
	650 / ORANGE	MGN CAP ORANGE 650 50/BAG	63620-005310
	750 / RED	MGN CAP RED 750 50/BAG	63620-005410

MegaNet™ LOCKING PIN TURBINE

	PRODUCT DESCRIPTION	MGN LOCKING PIN GREY B 50/BAG
	50 UNITS/BAG	
	63620-001610	

→ COMPLEMENTARY PRODUCTS




PRODUCT ILLUSTRATION	DESCRIPTION	CATALOG NUMBER
	SOCKET 1/2"-1/2" FEMALE-FEMALE THREAD	65080-004500
	SPRINKLER ADAPTER 1" & 3/4" TO 1/2" FEAMLE-FEAMLE THREAD	60101-000501

→ SPRINKLER STANDS

VEGETABLE STAND

PRODUCT ILLUSTRATION	DESCRIPTION	CATALOG NUMBER
	IMP SPR STAND 9*12 120CM W/O STK F&S PE	64520-004900
	IMP SPR STAND 9*12 120CM W/O STK F&S FLX	64520-004910

MegaStand™

PRODUCT ILLUSTRATION	DESCRIPTION	CATALOG NUMBER
	MEGA-RISER 1/2"- 0.4 M LENGTH - 1/2" MTH - 1/2" FTH	64520-002490
	MEGA-SUPPORTING ARM	64520-002485
	MEGA-BASE	64520-002480

NetaStand™

PRODUCT ILLUSTRATION	DESCRIPTION	CATALOG NUMBER
	BASE NetaStand™ FEAMLE THREAD 1/2"-24/CAR: BASE FOR 1/2" RISER Order by box: 1 box contain 24 units	60101-000900
	MEGA-RISER 1/2"- 0.4 M LENGTH - 1/2" MTH - 1/2" FTH	64520-002490
	NetaStand™ 9M FXN HPPP 2" W/ 2"CONC 120 SETS/ PALLET	60101-000964
	NetaStand™ 10M FXN HPPP 2" W/2"CONC 120 SETS/ PALLET	60101-000965
	NetaStand™ 12M FXN HPPP 2" W/2"CONC 120 SETS/ PALLET	60101-000966

For additional information on sprinklers stands and assembly instructions please review MegaNet™ user manual

MegaNet™ 24D

Unique encapsulated and protected impact sprinkler with high water trajectory angle - 24 degrees, for field crops and vegetable irrigation.



Uniform Wetting & Higher Yield



Insect Protected



Anti-Clogging

Applications



Open field crop & vegetable irrigation



Crop germination



Orchards frost mitigation & cooling

Benefits & Features

Uniform wetting & higher yield

- ✔ MegaNet™ has symmetric structure allows the water split to two equal water jets, that contribute to a balanced sprinkler, providing very high water distribution uniformity

Anti-Clogging

- ✔ Unique integral filter inside the MegaNet™ ensures clean water inside the nozzle. This filter can be easily cleaned if needed

Insect protected

- ✔ Innovative encapsulated design with unique pop-up mechanism, that opens only during operation, extends the life of the nozzle and other moving parts by preventing insects and dirt particles from obstructing the sprinkler

Increased germination percentage

- ✔ MegaNet™ provides gentle water jet, and relatively small drops near the ground and does not groove the soil along the whole irrigation event (including startup and shut off), which prevents from the seed to be exposed out of the soil

Reduced labor cost and reduced maintenance

- ✔ Versatile installation. Can be installed on solid sets or on removable field stands
- ✔ Long-term reliable service, simple, modular parts, clog resistant design
- ✔ MegaNet™ is made of superior raw material makes it resistant to agrochemicals & weather conditions

Specifications & Recommendations

- Unique impact sprinkler full coverage installation with spacing up to 10X12 meters
- **7 different flow rates:** 200, 250, 350, 450, 550, 650, 750 L/H
- **Nominal flow rate at:** 2.3 bar
- **Recommended pressure range:** 2.0 - 3.0 bar
- **Water Trajectory angle:** 24 Degrees
- **Nozzle Protection:**
 - Integral filter at the inlet of the sprinkler
 - Pop up mechanism: For insect penetration protection
- Water distribution using a special rotating turbine and two identical symmetrical nozzles
- **3 types of inlet connectors:**
 - 1/2" male threaded
 - 20 MM ISO inlet connector
- (to be glued to PVC)
- 1/2" ASTM inlet connector (to be glued to PVC)
- **2 body types:**
 - Standard
 - Anti Darin valve
- **Color coded for easy identification:**
 - Cap is color coded according to the flow rate
 - Locking pin for 24D model is black
- Made of UV-protected materials, durable to all climate conditions and nutrients injected in agricultural applications
- MegaNet™ sprinklers meet ISO 8026 standards (SI 1406) with production certified by the Israel Standards Institute (SII)
- **Recommended filtration*:** 400 micron / 40 mesh

*Note: Filtration method shall be selected based on the type and concentration of the dirt particles contained in the water. Wherever sand exceeding 2 ppm exists in the water, a Hydrocyclone shall be installed before the main filter. Wherever sand/ silt/ clay solids exceed 100 ppm, pre-treatment shall be applied according to Netafim™ instructions

→ TECHNICAL DATA

NOZZLE SIZE (MM)	CODE COLOR	WORKING PRESSURE (BAR)	FLOW RATE (L/H)	WETTED DIAMETER* (M)	PRECIPITATION (MM/H)							
					SPACING (M X M)							
					7 X 8	8 X 8	8 X 10	9 X 9	10 X 10	10 X 11	10 X 12	
1.85	YELLOW	2.5	210	11.0	3.6	3.3						
		3.0	230	11.0	3.8	3.6						
2.06	PURPLE	2.5	258	12.0	4.4	4.0						
		3.0	283	12.0	4.8	4.4						
2.44	GREEN	2.5	362	14.0	5.9	5.6	4.5	4.4	3.6			
		3.0	396	14.0	6.5	6.2	5.0	4.9	4.0			
2.79	BLUE	2.5	461	17.0	8.1	7.2	5.8	5.7	4.6	4.2	3.9	
		3.0	505	17.0	8.7	7.9	6.3	6.2	5.0	4.6	4.2	
3.08	BROWN	2.5	553	18.0	10.0	8.6	6.9	7.2	5.5	5.0	4.6	
		3.0	605	18.0	10.1	9.5	7.6	7.5	6.1	5.5	5.1	
3.37	ORANGE	2.5	678	18.0	11.5	10.6	8.5	8.4	6.8	6.2	5.7	
		3.0	743	18.0	12.3	11.6	9.3	9.2	7.4	6.8	6.2	
3.68	RED	2.5	785	18.0	13.4	12.3	9.8	9.7	7.9	7.1	6.6	
		3.0	860	19.0	15.0	13.4	10.7	10.6	8.6	7.8	7.2	

* at least 0.5 mm/h

**Performance table prepared under laboratory conditions, sprinkler head 1.0 meter above ground

CU = OR > THAN 92%

CU = OR > 88% AND < 92%


CU = OR > 86% AND < 88%

CU < 86%

→ PACKAGING DATA

MEGANET™	QUANTITY P/ BOX UNITS	BOX SIZE (CM X CM X CM)	BOX WEIGHT (KG)	BOXES P/PALLET	TOTAL UNITS P/PALLET	PALLET WEIGHT (KG)
HEAD ONLY	200	18 X 34 X 79	11.0	20	4000	232


→ **MegaNet™ 24D HEAD ONLY**

MODEL & NOZZLE COLOR	1/2" THREADED INLET CONNECTOR	1/2" THREADED INLET CONNECTOR + AD
		
200 / YELLOW	63600-001700	63600-001720
250 / PURPLE	63600-001750	
350 / GREEN	63600-001000	63600-001900
450 / BLUE	63600-002000	63600-002010
550 / BROWN	63600-003000	63600-003010
650 / ORANGE	63600-004000	63600-004010
750 / RED	63600-004500	63600-004510


Missing catalog numbers available upon request

→ **MegaNet™ 24D COMPONENTS**

MegaNet™ TOP

	MODEL & NOZZLE COLOR	CATALOG NUMBER
	200 / YELLOW	63620-008100
	250 / PURPLE	63620-008150
	350 / GREEN	63620-008200
	450 / BLUE	63620-008300
	550 / BROWN	63620-008400
	650 / ORANGE	63620-008500
	750 / RED	63620-008600

MegaNet™ COMPLETE UPPER BODY

	MODEL & NOZZLE COLOR	CATALOG NUMBER
	200 / YELLOW	63620-009700
	250 / PURPLE	63620-009750
	350 / GREEN	63620-009800
	450 / BLUE	63620-009900
	550 / BROWN	63620-010000
	650 / ORANGE	63620-010100
	750 / RED	63620-010200

MegaNet™ 1/2" THREADED INLET BODY

	63620-004200
---	--------------


MegaNet™ FILTER

	63620-004400
---	--------------


MegaNet™ ROAD GUARD

	63620-007000
---	--------------

MegaNet™ SERVICE KEY

	63620-004500
---	--------------


MegaNet™ LOCKING PIN TURBINE

	PRODUCT DESCRIPTION
	MGN LOCKING PIN BLACK A 50/BAG
	50 UNITS/BAG
	63620-001510



MegaNet™ TURBINE

	PRODUCT DESCRIPTION
	MGN TURBINE A1 BLACK TURBINE 50/BAG
	50 UNITS/BAG
	63620-002010
	PRODUCT DESCRIPTION
	MGN TURBINE B GREY TURBINE 50/BAG
	50 UNITS/BAG
	63620-002110

MegaNet™ COLORED CAP

	MODEL		CATALOG NUMBER
	200	MGN CAP YELLOW 200 50/BAG	63620-004860
	250	MGN CAP PURPLE 250 50/BAG	63620-004910
	350	MGN CAP GREEN 350 50/BAG	63620-005010
	450	MGN CAP BLUE 450 50/BAG	63620-005110
	550	MGN CAP BROWN 550 50/BAG	63620-005210
	650	MGN CAP ORANGE 650 50/BAG	63620-005310
	750	MGN CAP RED 750 50/BAG	63620-005410

→ COMPLEMENTARY PRODUCTS




PRODUCT ILLUSTRATION	DESCRIPTION	CATALOG NUMBER
	SOCKET 1/2"-1/2" FEMALE-FEMALE THREAD	65080-004500
	SPRINKLER ADAPTER 1" & 3/4" TO 1/2" FEAMLE-FEAMLE THREAD	60101-000501

→ SPRINKLER STANDS

VEGETABLE STAND

PRODUCT ILLUSTRATION	DESCRIPTION	CATALOG NUMBER
	IMP SPR STAND 9*12 120CM W/O STK F&S PE	64520-004900
	IMP SPR STAND 9*12 120CM W/O STK F&S FLX	64520-004910

MegaStand™

PRODUCT ILLUSTRATION	DESCRIPTION	CATALOG NUMBER
	MEGA-RISER 1/2"-0.4 M LENGTH - 1/2" MTH - 1/2" FTH	64520-002490
	MEGA-SUPPORTING ARM	64520-002485
	MEGA-BASE	64520-002480

NetaStand™

PRODUCT ILLUSTRATION	DESCRIPTION	CATALOG NUMBER
	BASE NetaStand™ FEAMLE THREAD 1/2"-24/CAR: BASE FOR 1/2" RISER Order by box: 1 box contain 24 units	60101-000900
	MEGA-RISER 1/2"-0.4 M LENGTH - 1/2" MTH - 1/2" FTH	64520-002490
	NetaStand™ 9M FXN HPPP 2" W/ 2"CONC 120 SETS/ PALLET	60101-000964
	NetaStand™ 10M FXN HPPP 2" W/2"CONC 120 SETS/ PALLET	60101-000965
	NetaStand™ 12M FXN HPPP 2" W/2"CONC 120 SETS/ PALLET	60101-000966

D-Net™ 8550

Super durable 1/2" impact sprinkler with unique 3D arm and 24 degrees water trajectory angle, for field crops and vegetable irrigation.



Very High Water
Distribution
Uniformity



Robust &
Long Lasting



Reduced
Labor Cost

Applications



Open field crop
& vegetable
irrigation



Crop
germination



Roof
cleaning

Benefits & Features

Very high water distribution uniformity & Higher yield

- ✔ Innovative 3D diffusion arm, ensures excellent water distribution uniformity and no under-watered spots, resulting uniform crop yields
- ✔ Special design of the D-Net™ 8550, guarantees maximum water-use efficiency

Robust product & Long lasting performances

- ✔ D-Net™ 8550 has a special design that makes the sprinkler resistant to wear and ensures high performance throughout the long product life

Reduced labor cost & Easy maintenance

- ✔ Versatile installation. Can be installed on solid sets or on removable field stands
- ✔ Easy to maintain. A special nozzle key is designed to allow simple cleaning of the nozzles
- ✔ D-Net™ 8550 is made of UV-protected materials, making it durable under all climate conditions and with any applied

Specs. & Recommendations

- 1/2" impact sprinkler with unique 3D arm and 24 degrees water trajectory angle, for full coverage installation with spacing up to 12X14 meters
- **7 different flow rates:** 510, 580, 680, 810, 940, 1135, 1275 L/H
- **Nominal flow rate at:** 2.5 bar
- **Recommended pressure range:** 2.0 - 3.0 bar
- **Water Trajectory angle:** 24 Degrees
- Water distribution is achieved by combination of 2 nozzles. Front nozzle and rear nozzle
- **1 type of inlet connector:** 1/2" male threaded
- Color coded of the nozzles for easy identification of the flow rate
- Made of UV-protected materials, durable to all climate conditions and nutrients injected in agricultural applications
- Recommended filtration, according to Netafim's instructions*

*Note: Filtration method shall be selected based on the type and concentration of the dirt particles contained in the water. Wherever sand exceeding 2 ppm exists in the water, a Hydrocyclone shall be installed before the main filter. Wherever sand/ silt/ clay solids exceed 100 ppm, pre-treatment shall be applied according to Netafim™ instructions

→ TECHNICAL DATA

NOZZLE SIZE (MM)	CODE COLOR		WORKING PRESSURE (BAR)	FLOW RATE (L/H)	WETTED DIAMETER* (M)	PRECIPITATION (MM/H)				
						SPACING (M X M)				
						10 X 12	11 X 12	12 X 12	13 X 12	
2.3 + 1.8	GREY	+	LIME GREEN	1.5	395	18	3.5	3.2	2.9	2.1
				2.0	456	18	3.5	3.2	2.9	2.7
				2.5	510	19	4.4	4.0	3.7	3.4
				3.0	559	19	4.8	4.4	4.0	3.7
2.5 + 1.8	PURPLE	+	LIME GREEN	1.5	449	18	3.7	3.4	3.1	2.9
				2.0	519	19	4.4	4.0	3.6	3.3
				2.5	580	19	4.9	4.4	4.0	3.7
				3.0	635	20	5.4	4.9	4.5	4.2
2.9 + 1.8	ORANGE	+	LIME GREEN	1.5	527	18	4.4	4.0	3.7	3.4
				2.0	608	19	5.1	4.6	4.2	3.9
				2.5	680	20	5.7	5.1	4.7	4.3
				3.0	745	20	6.2	5.6	5.2	4.8
3.2 + 1.8	GREEN	+	LIME GREEN	1.5	627	18	5.2	4.8	4.4	4.0
				2.0	724	19	6.1	5.5	5.0	4.7
				2.5	810	21	6.8	6.1	5.6	5.2
				3.0	887	21	7.4	6.7	6.2	5.7
3.5 + 1.8	BLUE	+	LIME GREEN	1.5	728	18	6.0	5.5	5.0	4.6
				2.0	841	19	7.0	6.4	5.8	5.4
				2.5	940	21	7.9	7.1	6.5	6.0
				3.0	1030	21	8.6	7.8	7.2	6.6
						9 X 4	9 X 15	10 X 14	10 X 15	
3.5 + 2.5	BLUE	+	YELLOW	2.0	1015	22	8.1	7.5	7.3	6.8
				2.5	1135	22	9.0	8.4	8.1	7.6
				3.0	1243	22	9.9	9.2	8.9	8.3
				2.0	1145	22	9.1	8.5	8.2	7.6
4.0 + 2.5	BLACK	+	YELLOW	2.5	1275	22	10.1	9.4	9.1	8.5
				3.0	1397	22	11.1	10.3	10.0	9.3

* at least 0.5 mm/h

**Performance table prepared under laboratory conditions, sprinkler head 1.0 meter above ground

CU = OR > THAN 92%

CU = OR > 88% AND < 92%

CU = OR > 86% AND < 88%

CU < 86%

→ PACKAGING DATA


MODEL	QUANTITY P/BOX UNIT	BOX SIZE (CM X CM X CM)	BOX WEIGHT (KG)	BOXES P/PALLET	TOTAL UNITS P/PALLET	PALLET WEIGHT (KG)
D-NET™ 8550	168	54 X 36 X 33	12.0	18	3024	240

→ CATALOG NUMBERS

NOZZLE SIZE (MM)	CODE COLOR	FLOW RATE (L/H) *	CATALOG NUMBER
2.3 + 1.8	GREY	510	60100-000990
2.5 + 1.8	PURPLE	580	60100-001000
2.9 + 1.8	ORANGE	680	60100-001010
3.2 + 1.8	GREEN	810	60100-001030
3.5 + 1.8	BLUE	940	60100-001040
3.5 + 2.5	BLUE	1135	60100-001045
4.0 + 2.5	BLACK	1275	60100-001046

*Nominal flow rate at 2.5 bar working pressure

→ D-NET 8550 NOZZLES

PRODUCT ILLUSTRATION	NOZZLE SIZE (MM)	QTY. PER BOX	NOZZLE COLOR	CATALOG NUMBER PER BOX*
	FRONT NOZZLE 2.3	500	GREY	60101-000800
	FRONT NOZZLE 2.5	500	PURPLE	60101-000801
	FRONT NOZZLE 2.9	500	ORANGE	60101-000802
	FRONT NOZZLE 3.2	500	GREEN	60101-000803
	FRONT NOZZLE 3.5	500	BLUE	60101-000804
	FRONT NOZZLE 4.0	500	BLACK	60101-000805
	REAR NOZZLE 1.8	500	LIME GREEN	60101-000806
	REAR NOZZLE 2.5	500	YELLOW	60101-000807

*The catalog number is for full box of nozzles

→ COMPLEMENTARY PRODUCTS

PRODUCT ILLUSTRATION	DESCRIPTION	CATALOG NUMBER
	SOCKET 1/2"-1/2" FEMALE-FEMALE THREAD	65080-004500
	SPRINKLER ADAPTER 1" & 3/4" TO 1/2" FEAMLE-FEAMLE THREAD	60101-000501
	D-NET™ 8550 CLIP NOZZLE TOOL	1 UNIT 60100-001410
		50 UNITS/BOX 60100-001420
	ANTI-THEFT CONNECTOR 20 MM (GREY) -1000 UNITS/BOX + 20 KEYS	60101-000210
	ANTI-THEFT CONNECTOR 20 MM (GREY) - 100 UNITS/BAG	60101-000200
	ANTI-THEFT CONNECTOR 1/2" (WHITE) - 1000 UNITS/BOX + 20 KEYS	60101-000110
	ANTI-THEFT CONNECTOR 1/2" (WHITE) - 100 UNITS/BAG	60101-000100
	ANTI-THEFT KEY (BLUE) - 20 UNITS/BAG	60101-000300




For additional information on sprinklers stands and assembly instructions please review D-Net™ 8550 user manual

→ SPRINKLER STANDS

VEGETABLE STAND

PRODUCT ILLUSTRATION	DESCRIPTION	CATALOG NUMBER
	IMP SPR STAND 9*12 120CM W/O STK F&S PE	64520-004900
	IMP SPR STAND 9*12 120CM W/O STK F&S FLX	64520-004910

MegaStand™

PRODUCT ILLUSTRATION	DESCRIPTION	CATALOG NUMBER
	MEGA-RISER 1/2"- 0.4 M LENGTH - 1/2" MTH - 1/2" FTH	64520-002490
	MEGA-SUPPORTING ARM	64520-002485
	MEGA-BASE	64520-002480

NetaStand™

PRODUCT ILLUSTRATION	DESCRIPTION	CATALOG NUMBER
	BASE NetaStand™ FEAMLE THREAD 1/2"-24/CAR: BASE FOR 1/2" RISER Order by box: 1 box contain 24 units	60101-000900
	MEGA-RISER 1/2"- 0.4 M LENGTH - 1/2" MTH - 1/2" FTH	64520-002490
	NetaStand™ 9M FXN HPPP 2" W/ 2" CONC 120 SETS/ PALLET	60101-000964
	NetaStand™ 10M FXN HPPP 2" W/2" CONC 120 SETS/ PALLET	60101-000965
	NetaStand™ 12M FXN HPPP 2" W/2" CONC 120 SETS/ PALLET	60101-000966

D-Net™ 8550 AA

1/2" impact sprinkler with unique 3D arm and adjustable arc for part circle irrigation.



Very High Water
Distribution
Uniformity



Road Guard



Easy Operation &
Maintenance

Applications



Open field crop
edge irrigation



Roof
cleaning

Benefits & Features

Road guard

- ✓ A simple adjustable arc enables to modify manually, the sprinkler from 360 degrees to any part-circle watering, for irrigation on the edges of the field

High water distribution uniformity & Higher yield

- ✓ Innovative 3D diffusion arm, ensures excellent water distribution uniformity and no under-watered spots, resulting uniform crop yields
- ✓ Special design of the D-Net™ 8550 AA, guarantees maximum water-use efficiency

Extended product life

- ✓ D-Net™ 8550 AA has a special design that makes the sprinkler resistant to wear and ensures high performance throughout the long product life

Reduced labor cost & Easy maintenance

- ✓ Versatile installation. Can be installed on solid sets or on removable field stands
- ✓ Easy to maintain. A special nozzle key is designed to allow simple cleaning of the nozzles
- ✓ D-Net™ 8550 AA is made of UV-protected materials, making it durable under all climate conditions and with any applied

Specs. & Recommendations

- 1/2" Impact sprinkler with unique 3D arm and Adjustable Arc, for part circle coverage irrigation
- **2 different flow rates:** 500, 630 L/H
- **Nominal flow rate at:** 2.5 bar
- **Recommended pressure range:** 2.0 - 3.0 bar
- **Water trajectory angle:** 24 Degrees
- Water distribution is achieved by a single front nozzle and the setup of the adjustable arc
- **1 type of inlet connector:** 1/2" male threaded
- Color coded of the nozzle for easy identification of the flow rate
- Made of UV-protected materials, durable to all climate conditions and nutrients injected in agricultural application
- Recommended filtration, according to Netafim's instructions*

***Note:** Filtration method shall be selected based on the type and concentration of the dirt particles contained in the water. Wherever sand exceeding 2 ppm exists in the water, a Hydrocyclone shall be installed before the main filter. Wherever sand/ silt/ clay solids exceed 100 ppm, pre-treatment shall be applied according to Netafim™ instructions

→ TECHNICAL DATA

NOZZLE SIZE (MM)	CODE COLOR	WORKING PRESSURE (BAR)	FLOW RATE (L/H)	WETTED RADIUS* (M)
FRONT NOZZLE 2.9	ORANGE	2.0	447	10.0
		2.5	500	10.0
		3.0	548	10.0
FRONT NOZZLE 3.2	GREEN	2.0	563	10.0
		2.5	630	10.0
		3.0	690	10.0

* At least 0.5 mm/h

→ PACKAGING DATA



MODEL	QUANTITY P/BOX UNIT	BOX SIZE (CM X CM X CM)	BOX WEIGHT (KG)	BOXES P/PALLET	TOTAL UNITS P/PALLET	PALLET WEIGHT (KG)
D-NET™ 8550 AA	72	55 X 36 X 33	8.1	18	1296	160

→ CATALOG NUMBERS

NOZZLE SIZE (MM)	NOZZLE CODE COLOR	FLOW RATE (L/H) *	CATALOG NUMBER
2.9	ORANGE	500	60100-004350
3.2	GREEN	630	60100-004351

*Nominal flow rate at 2.5 bar working pressure

→ D-NET 8550 AA NOZZLES

PRODUCT ILLUSTRATION	NOZZLE SIZE (MM)	QTY. PER BOX	NOZZLE COLOR	CATALOG NUMBER PER BOX*
	FRONT NOZZLE 2.9	500	ORANGE	60101-000802
	FRONT NOZZLE 3.2	500	GREEN	60101-000803

*The catalog number is for full box of nozzles

→ COMPLEMENTARY PRODUCTS

PRODUCT ILLUSTRATION	DESCRIPTION	CATALOG NUMBER
	SOCKET ½"-½" FEMALE-FEMALE THREAD	65080-004500
	SPRINKLER ADAPTER 1" & ¾" TO ½" FEAMLE-FEAMLE THREAD	60101-000501
		1 UNIT
	D-NET™ 8550 CLIP NOZZLE TOOL	60100-001410
		50 UNITS/BOX
		60100-001420
	ANTI-THEFT CONNECTOR 20 MM (GREY) -1000 UNITS/BOX + 20 KEYS	60101-000210
	ANTI-THEFT CONNECTOR 20 MM (GREY) - 100 UNITS/BAG	60101-000200
	ANTI-THEFT CONNECTOR ½" (WHITE) - 1000 UNITS/BOX + 20 KEYS	60101-000110
	ANTI-THEFT CONNECTOR ½" (WHITE) - 100 UNITS/BAG	60101-000100
	ANTI-THEFT KEY (BLUE) - 20 UNITS/BAG	60101-000300


NetaStand™

PRODUCT ILLUSTRATION	DESCRIPTION	CATALOG NUMBER
	BASE NetaStand™ FEAMLE THREAD ½"-24/CAR: BASE FOR ½" RISER Order by box: 1 box contain 24 units	60101-000900
	MEGA-RISER ½"- 0.4 M LENGTH - ½" MTH - ½" FTH	64520-002490
	NetaStand™ 9M FXN HPPP 2" W/ 2"CONC 120 SETS/ PALLET	60101-000964
	NetaStand™ 10M FXN HPPP 2" W/2"CONC 120 SETS/ PALLET	60101-000965
	NetaStand™ 12M FXN HPPP 2" W/2"CONC 120 SETS/ PALLET	60101-000966

D-Net™ 8550 F.R.

FLOW REGULATED

Impact sprinkler with unique flow regulated nozzles for excellent water distribution uniformity and consistency throughout the field.



High Uniformity



Flow Regulated Nozzles



Extended Product Life

Applications



Open field crop & vegetable irrigation



Crop germination



Roof cleaning

Benefits & Features

Consistently higher and better yields throughout the field

- ✓ **Excellent water distribution uniformity** throughout the field, thanks to the unique flow regulated nozzles and special 3-D arm, enabling the highest uniformity in the market, especially in changing topography and longer lateral lines
- ✓ **Maximum water-use efficiency** reducing energy and water resources

Saves labor costs

- ✓ **High robustness.** Has special design that makes the sprinkler more resistant and ensures high performance for extended product life
- ✓ **Extended product life.** Made of UV-protected materials, making it durable under all climate conditions and with any applied nutrients

Multi installation options and easy maintenance

- ✓ **Flexible installation.** Can be installed on solid sets or on a mobile sprinkler stands
- ✓ **Easy to maintain.** A special nozzle key is designed to allow simple cleaning of the nozzle

Specifications & Recommendations

- Pressure regulation range: 2.5 to 4.0 bar (at the sprinkler head).
- 3 different flow rates: 590, 680, 800 L/H
- Water trajectory angle: 24 degrees
- Inlet connection: ½" male threaded.
- Color coded nozzles for easy flow identification.

- Filtration recommendations: Wherever sand exceeding 2 ppm exists in the water, a Hydrocyclone is to be installed to protect the system.
- When sand/ silt/ clay solids exceed 100 ppm, pretreatment will be applied according to Netafim™ expert team's instructions.

→ PERFORMANCE TABLE

NOZZLE COLOR	WORKING PRESSURE (BAR)	FLOW RATE (L/H)	WETTED DIAMETER	PRECIPITATION RATE (MM/H)				
				10X10	10X12	11X12	12X12	12X14
WHITE + RED	3.0	590	19.5	5.90	4.92	4.47	4.10	3.51
BROWN + RED	3.0	680	20.0	6.80	5.67	5.15	4.72	4.05
LIGHT PINK + RED	3.0	800	20.0	8.00	6.67	6.06	5.56	4.76

* at least 0.5 mm/h

**Performance table prepared under laboratory conditions, sprinkler head 1.0 meter above ground

CU = OR > THAN 92%

CU = OR > 88% AND < 92%

CU = OR > 86% AND < 88%

CU < 86%





→ PACKAGE DATA

MODEL	QUANTITY PER BOX	BOX SIZE (CMxCMxCM)	BOX WEIGHT (KG)	BOXES PER PALLET	TOTAL UNITS PER PALLET	PALLET WEIGHT
D-NET 8550 F.R.	168	54 X 36 X 33	12	18	3024	240

→ CATALOG NUMBERS




MODEL	DESCRIPTION	FRONT NOZZLE COLOR	REAR NOZZLE COLOR	FLOW RATE L/H @3.0BAR	CATALOG NUMBER
1	D-NET 8550 F.R 590 L/H FLOW REG. NOZZLE	WHITE	RED	590	60100-001421
2	D-NET 8550 F.R 680 L/H FLOW REG. NOZZLE	BROWN	RED	680	60100-001422
3	D-NET 8550 F.R 800 L/H FLOW REG. NOZZLE	LIGHT PINK	RED	800	60100-001423


→ NOZZLES INFORMATION

PRODUCT ILLUSTRATION	DESCRIPTION	NOZZLE TYPE	NOZZLE COLOR	CATALOG NUMBER
	FRONT NOZZLE 8550 F.R FOR 590 WHITE 500/C	FRONT	WHITE	60101-001020
	FRONT NOZZLE 8550 F.R FOR 680 BROWN 500/C	FRONT	BROWN	60101-001021
	FRONT NOZZLE 8550 F.R FOR 800 LIGHT PINK 500/C	FRONT	LIGHT PINK	60101-001022
	REAR NOZZLE 8550 F.R REAR RED 500/C	REAR	RED	60101-001023

Orders by box only

→ COMPLEMENTARY PRODUCTS

PRODUCT ILLUSTRATION	DESCRIPTION	CATALOG NUMBER
	SOCKET 1/2"-1/2" FEMALE-FEMALE THREAD	65080-004500
	SPRINKLER ADAPTER 1" & 3/4" TO 1/2" FEAMLE-FEAMLE THREAD	60101-000501
	D-NET™ 8550 CLIP NOZZLE TOOL	1 UNIT 60100-001410
		50 UNITS/BOX 60100-001420




PRODUCT ILLUSTRATION	DESCRIPTION	CATALOG NUMBER
	ANTI-THEFT CONNECTOR 20 MM (GREY) -1000 UNITS/BOX + 20 KEYS	60101-000210
	ANTI-THEFT CONNECTOR 20 MM (GREY) - 100 UNITS/BAG	60101-000200
	ANTI-THEFT CONNECTOR 1/2" (WHITE) - 1000 UNITS/BOX + 20 KEYS	60101-000110
	ANTI-THEFT CONNECTOR 1/2" (WHITE) - 100 UNITS/BAG	60101-000100
	ANTI-THEFT KEY (BLUE) - 20 UNITS/BAG	60101-000300

→ SPRINKLER STANDS

VEGETABLE STAND

PRODUCT ILLUSTRATION	DESCRIPTION	CATALOG NUMBER
	IMP SPR STAND 9*12 120CM W/OSTK F&S PE	64520-004900
	IMP SPR STAND 9*12 120CM W/OSTK F&S FLX	64520-004910

MegaStand™

PRODUCT ILLUSTRATION	DESCRIPTION	CATALOG NUMBER
	MEGA-RISER 1/2" - 0.4 M LENGTH - 1/2" MTH - 1/2" FTH	64520-002490
	MEGA-SUPPORTING ARM	64520-002485
	MEGA-BASE	64520-002480

NetaStand™

PRODUCT ILLUSTRATION	DESCRIPTION	CATALOG NUMBER
	BASE NETASTAND FTH 1/2"-24/CAR: BASE FOR 1/2" RISER Order by box: 1 box contain 24 units	60101-000900
	MEGA-RISER 1/2" - 0.4 M LENGTH - 1/2" MTH - 1/2" FTH	64520-002490
	NetaStand™ 9M FXN HPPP 2" W/ 2"CONC 120 SETS/ PALLET	60101-000964
	NetaStand™ 10M FXN HPPP 2" W/2"CONC 120 SETS/ PALLET	60101-000965
	NetaStand™ 12M FXN HPPP 2" W/2"CONC 120 SETS/ PALLET	60101-000966

D-Net™ 0950

Very low trajectory (9.0 Deg) ½" impact sprinkler with unique 3D arm for under canopy irrigation and areas with winds.



Very High Water
Distribution
Uniformity



Robust
& Long Lasting



Reduced
Labor Cost

Applications



Windy open field
crop & vegetable
irrigation



Under canopy
irrigation as
Banana



Roof
cleaning

Benefits & Features

High water distribution uniformity & Higher yield

- ✓ Innovative 3D diffusion arm, ensures relatively high water distribution uniformity, resulting uniform crop yields
- ✓ The lower trajectory angle of the water prevents evaporation to the air in areas with winds, and guarantees maximum water-use efficiency

Robust product & Long lasting performances

- ✓ D-Net™ 0950 has a special design that makes the sprinkler resistant to wear and ensures high performance throughout the long product life

Reduced labor cost & Easy maintenance

- ✓ Versatile installation. Can be installed on solid sets or on removable field stands
- ✓ Easy to maintain. A special nozzle design, allows simple cleaning of the nozzle even under pressure
- ✓ D-Net™ 0950 is made of UV-protected materials, making it durable under all climate conditions and with any applied

Specs. & Recommendations

- ½" impact sprinkler with unique 3D arm and 9.0 degrees water trajectory angle, for full coverage installation with spacing up to 10X11 meters
- **3 different flow rates:** 355, 400, 510 L/H
- **Nominal flow rate at:** 2.5 bar
- **Recommended pressure range:** 2.0 - 3.0 bar
- **Water trajectory angle:** 9.0 Degrees
- Water distribution is achieved by a single front nozzle
- **1 type of inlet connector:** ½" male threaded
- Color coded of the nozzle for easy identification of the flow rate
- Made of UV-protected materials, durable to all climate conditions and nutrients injected in agricultural applications
- Recommended filtration, according to Netafim's instructions*

***Note:** Filtration method shall be selected based on the type and concentration of the dirt particles contained in the water. Wherever sand exceeding 2 ppm exists in the water, a Hydrocyclone shall be installed before the main filter. Wherever sand/ silt/ clay solids exceed 100 ppm, pre-treatment shall be applied according to Netafim™ instructions

→ PERFORMANCE TABLE

NOZZLE SIZE (MM)	CODE COLOR	WORKING PRESSURE (BAR)	FLOW RATE (L/H)	WETTED DIAMETER* (M)	PRECIPITATION (MM/H)					
					SPACING (M X M)					
					8X8	8X9	9X9	9X10	10X10	10X11
2.3	WHITE	2.0	315	16	4.92	4.38	3.89	3.50	3.15	2.86
		2.5	355	16	5.55	4.93	4.39	3.95	3.55	3.23
		3.0	385	16	6.02	5.35	4.76	4.28	3.85	3.50
2.5	BROWN	2.0	360	14	5.63	5.00	4.44	4.00	3.60	3.27
		2.5	400	14	6.25	5.56	4.94	4.45	4.00	3.64
		3.0	440	14	6.87	6.11	5.43	4.89	4.40	4.00
2.9	YELLOW	2.0	460	14	7.19	6.39	5.68	5.11	4.60	4.18
		2.5	510	16	7.97	7.08	6.30	5.67	5.10	4.64
		3.0	555	16	8.67	7.71	6.85	6.17	5.55	5.05




* at least 0.5 mm/h

** Performance table prepared under laboratory conditions, sprinkler head at 0.5 meter above ground

→ PACKAGING DATA

MODEL	QUANTITY P/BOX UNIT	BOX SIZE (CM X CM X CM)	BOX WEIGHT (KG)	BOXES P/PALLET	TOTAL UNITS P/PALLET	PALLET WEIGHT (KG)
D-NET™ 0950	168	54 X 36 X 33	12.0	18	3024	240

→ NOZZLES INFORMATION



PRODUCT ILLUSTRATION	NOZZLE SIZE (MM)	QUANTITY PER BOX	NOZZLE COLOR	CATALOG NUMBER PER BOX*
	2.3	350	WHITE	60101-000830
	2.5	350	BROWN	60101-000831
	2.9	350	YELLOW	60101-000832


→ CATALOG NUMBERS

NOZZLE SIZE (MM)	CODE COLOR	FLOW RATE (L/H) *	CATALOG NUMBER
2.3	WHITE	355	60100-001430
2.5	BROWN	400	60100-001431
2.9	YELLOW	510	60100-001432

*Nominal flow rate at 2.5 bar working pressure

→ COMPLEMENTARY PRODUCTS

PRODUCT ILLUSTRATION	DESCRIPTION	CATALOG NUMBER
	SOCKET ½"-½" FEMALE-FEMALE THREAD	65080-004500
	SPRINKLER ADAPTER 1" & ¾" TO ½" FEAMLE-FEAMLE THREAD	60101-000501




PRODUCT ILLUSTRATION	DESCRIPTION	CATALOG NUMBER
	ANTI-THEFT CONNECTOR 20 MM (GREY) -1000 UNITS/BOX + 20 KEYS	60101-000210
	ANTI-THEFT CONNECTOR 20 MM (GREY) - 100 UNITS/BAG	60101-000200
	ANTI-THEFT CONNECTOR ½" (WHITE) - 1000 UNITS/ BOX + 20 KEYS	60101-000110
	ANTI-THEFT CONNECTOR ½" (WHITE) - 100 UNITS/ BAG	60101-000100
	ANTI-THEFT KEY (BLUE) - 20 UNITS/BAG	60101-000300

→ SPRINKLER STANDS

VEGETABLE STAND

PRODUCT ILLUSTRATION	DESCRIPTION	CATALOG NUMBER
	IMP SPR STAND 9*12 120CM W/O STK F&S PE	64520-004900
	IMP SPR STAND 9*12 120CM W/O STK F&S FLX	64520-004910

MegaStand™

PRODUCT ILLUSTRATION	DESCRIPTION	CATALOG NUMBER
	MEGA-RISER 1/2" - 0.4 M LENGTH - 1/2" MTH - 1/2" FTH	64520-002490
	MEGA-SUPPORTING ARM	64520-002485
	MEGA-BASE	64520-002480

NetaStand™

PRODUCT ILLUSTRATION	DESCRIPTION	CATALOG NUMBER
	BASE NetaStand™ FEAMLE THREAD 1/2"-24/CAR: BASE FOR 1/2" RISER Order by box: 1 box contain 24 units	60101-000900
	MEGA-RISER 1/2" - 0.4 M LENGTH - 1/2" MTH - 1/2" FTH	64520-002490
	NetaStand™ 9M FXN HPPP 2" W/ 2"CONC 120 SETS/ PALLET	60101-000964
	NetaStand™ 10M FXN HPPP 2" W/2"CONC 120 SETS/ PALLET	60101-000965

D-Net™ 6550

Low trajectory (14 Deg) 1/2" impact sprinkler with unique 3D arm for under canopy irrigation and areas with winds.



Very High Water Distribution Uniformity



Robust & Long Lasting



Reduced Labor Cost

Applications



Windy open field crop & vegetable irrigation



Under canopy irrigation as Banana



Roof cleaning

Benefits & Features

High water distribution uniformity & Higher yield

- ✓ Innovative 3D diffusion arm, ensures relatively high water distribution uniformity, resulting uniform crop yields
- ✓ The lower trajectory angle of the water prevents evaporation to the air in areas with winds, and guarantees maximum water-use efficiency

Robust product & Long lasting performances

- ✓ D-Net™ 6550 has a special design that makes the sprinkler resistant to wear and ensures high performance throughout the long product life

Reduced labor cost & Easy maintenance

- ✓ Versatile installation. Can be installed on solid sets or on removable field stands
- ✓ Easy to maintain. A special nozzle design, allows simple cleaning of the nozzle even under pressure
- ✓ D-Net™ 6550 is made of UV-protected materials, making it durable under all climate conditions and with any applied

Specs. & Recommendations

- 1/2" impact sprinkler with unique 3D arm and 14 degrees water trajectory angle, for full coverage installation with spacing up to 12X12 meters
- **3 different flow rates:** 355, 400, 510 L/H
- **Nominal flow rate at:** 2.5 bar
- **Recommended pressure range:** 2.0 - 3.0 bar
- **Water Trajectory angle:** 14 Degrees
- Water distribution is achieved by a single front nozzle
- **1 type of inlet connector:** 1/2" male threaded
- Color coded of the nozzle for easy identification of the flow rate
- Made of UV-protected materials, durable to all climate conditions and nutrients injected in agricultural applications
- Recommended filtration, according to Netafim's instructions*

*Note: Filtration method shall be selected based on the type and concentration of the dirt particles contained in the water. Wherever sand exceeding 2 ppm exists in the water, a Hydrocyclone shall be installed before the main filter. Wherever sand/ silt/ clay solids exceed 100 ppm, pre-treatment shall be applied according to Netafim™ instructions

→ PERFORMANCE TABLE

NOZZLE SIZE (MM)	CODE COLOR	WORKING PRESSURE (BAR)	FLOW RATE (L/H)	WETTED DIAMETER* (M)	PRECIPITATION (MM/H)					
					SPACING (M X M)					
					9 X 9	9 X 10	10 X 10	10 X 11	10 X 12	12 X 12
2.3	GREY	2.0	318	16	3.9	3.5	3.2	2.9	2.7	2.2
		2.5	355	17	4.4	3.9	3.6	3.2	3.0	2.5
		3.0	389	17	4.8	4.3	3.9	3.5	3.2	2.7
2.5	PURPLE	2.0	358	16	4.4	4.0	3.6	3.3	3.0	2.5
		2.5	400	18	4.9	4.4	4.0	3.6	3.3	2.8
		3.0	438	18	5.4	4.9	4.4	4.0	3.7	3.0
2.9	ORANGE	2.0	456	17	5.6	5.1	4.6	4.1	3.8	3.2
		2.5	510	18	6.3	5.7	5.1	4.6	4.3	3.5
		3.0	559	19	6.9	6.2	5.6	5.1	4.7	3.9

* at least 0.5 mm/h

** Performance table prepared under laboratory conditions, sprinkler head at 0.5 meter above ground

→ PACKAGING DATA




MODEL	QUANTITY P/BOX UNIT	BOX SIZE (CM X CM X CM)	BOX WEIGHT (KG)	BOXES P/PALLET	TOTAL UNITS P/PALLET	PALLET WEIGHT (KG)
D-NET™ 6550	168	54 X 36 X 33	12.0	18	3024	240

→ CATALOG NUMBERS

NOZZLE SIZE (MM)	CODE COLOR	FLOW RATE (L/H) *	CATALOG NUMBER
2.3	GREY	355	60100-002300
2.5	PURPLE	400	60100-002310
2.9	ORANGE	510	60100-002320

*Nominal flow rate at 2.5 bar working pressure

→ NOZZLES INFORMATION

PRODUCT ILLUSTRATION	NOZZLE SIZE (MM)	QTY. PER BOX	CODE COLOR	CATALOG NUMBER PER BOX*
	2.3	350	GREY	60101-000826
	2.5	350	PURPLE	60101-000827
	2.9	350	ORANGE	60101-000828

*The catalog number is for full box of nozzles

→ COMPLEMENTARY PRODUCTS




PRODUCT ILLUSTRATION	DESCRIPTION	CATALOG NUMBER
	SOCKET 1/2" - 1/2" FEMALE-FEMALE THREAD	65080-004500
	SPRINKLER ADAPTER 1" & 3/4" TO 1/2" FEAMLE-FEAMLE THREAD	60101-000501
	ANTI-THEFT CONNECTOR 20 MM (GREY) -1000 UNITS/BOX + 20 KEYS	60101-000210
	ANTI-THEFT CONNECTOR 20 MM (GREY) - 100 UNITS/BAG	60101-000200
	ANTI-THEFT CONNECTOR 1/2" (WHITE) - 1000 UNITS/ BOX + 20 KEYS	60101-000110
	ANTI-THEFT CONNECTOR 1/2" (WHITE) - 100 UNITS/BAG	60101-000100
	ANTI-THEFT KEY (BLUE) - 20 UNITS/BAG	60101-000300

VEGETABLE STAND

PRODUCT ILLUSTRATION	DESCRIPTION	CATALOG NUMBER
	IMP SPR STAND 9*12 120CM W/O STK F&S PE	64520-004900
	IMP SPR STAND 9*12 120CM W/O STK F&S FLX	64520-004910

→ SPRINKLER STANDS

MegaStand™

PRODUCT ILLUSTRATION	DESCRIPTION	CATALOG NUMBER
	MEGA-RISER 1/2" - 0.4 M LENGTH - 1/2" MTH - 1/2" FTH	64520-002490
	MEGA-SUPPORTING ARM	64520-002485
	MEGA-BASE	64520-002480

NetaStand™

PRODUCT ILLUSTRATION	DESCRIPTION	CATALOG NUMBER
	BASE NetaStand™ FEAMLE THREAD 1/2"-24/CAR: BASE FOR 1/2" RISER Order by box: 1 box contain 24 units	60101-000900
	MEGA-RISER 1/2" - 0.4 M LENGTH - 1/2" MTH - 1/2" FTH	64520-002490
	NetaStand™ 9M FXN HPPP 2" W/ 2"CONC 120 SETS/ PALLET	60101-000964
	NetaStand™ 10M FXN HPPP 2" W/2"CONC 120 SETS/ PALLET	60101-000965
	NetaStand™ 12M FXN HPPP 2" W/2"CONC 120 SETS/ PALLET	60101-000966

LWP 2450

Low working pressure 1/2" impact sprinkler with 24 degrees water trajectory angle, for field crops and vegetable irrigation.



Low Operation Pressure



Robust & Long Lasting



Reduced Labor Cost

Applications



Open field crop & vegetable irrigation



Crop germination



Orchards cooling

Benefits & Features

Saves operation costs

- ✓ LWP 2450 is designed to work with relatively low pressure, thus reduces operating costs and saves energy and infrastructure investments
- ✓ The product is designed to achieve a good water distribution uniformity, although the low sprinkler operation pressure

Robust product & Long lasting performances

- ✓ LWP 2450 special design makes the sprinkler more resistible thus ensuring high performance and durability

Reduced labor cost & Easy maintenance

- ✓ Versatile installation. Can be installed on solid sets or on removable field stands
- ✓ Easy to maintain. A special nozzle key is designed to allow simple cleaning of the nozzles
- ✓ LWP 2450 is made of UV-protected materials, making it durable under all climate conditions and with any applied

Specs. & Recommendations

- Low pressure 1/2" impact sprinkler with 24 degrees water trajectory angle, for full coverage installation with spacing up to 10X10 meters
- **3 different flow rates:** 350, 380, 450 L/H
- **Nominal flow rate at:** 1.5 bar
- **Rec. pressure range:** 1.0 - 2.0 bar
- **Water Trajectory angle:** 24 Degrees
- Water distribution is achieved by combination of 2 nozzles. Front nozzle and rear nozzle
- **1 type of inlet connector:** 1/2" male threaded
- Color coded of the nozzles for easy identification of the flow rate
- Made of UV-protected materials, durable to all climate conditions and nutrients injected in agricultural applications
- Recommended filtration, according to Netafim's instructions*

*Note: Filtration method shall be selected based on the type and concentration of the dirt particles contained in the water. Wherever sand exceeding 2 ppm exists in the water, a Hydrocyclone shall be installed before the main filter. Wherever sand/ silt/ clay solids exceed 100 ppm, pre-treatment shall be applied according to Netafim™ instructions

→ PERFORMANCE TABLE

NOZZLE SIZE (MM)	CODE COLOR		WORKING PRESSURE (BAR)	FLOW RATE (L/H)	WETTED DIAMETER* (M)	PRECIPITATION (MM/H)				
						SPACING (M X M)				
						8 X 8	8 X 10	9 X 9	9 X 10	10 X 10
2.0 + 1.8	WHITE	LIME GREEN	1.0	286	17	4.5	3.6	3.5	3.2	2.9
			1.5	350	20	5.5	4.4	4.3	3.9	3.5
			2.0	404	21	6.3	5.1	5.0	4.5	4.0
2.2 + 1.8	BROWN	LIME GREEN	1.0	310	18	4.8	3.9	3.8	3.4	3.1
			1.5	380	20	5.9	4.8	4.7	4.2	3.8
			2.0	439	21	6.9	5.5	5.4	4.9	4.4
2.5 + 1.8	PURPLE	LIME GREEN	1.0	367	19	6.4	5.1	5.0	4.5	4.1
			1.5	450	21	7.0	5.6	5.6	5.0	4.5
			2.0	520	22	9.0	7.2	7.1	6.4	5.8

* at least 0.5 mm/h


**Performance table prepared under laboratory conditions, sprinkler head 1.0 meter above ground

CU = OR > THAN 92%	CU = OR > 88% AND < 92%	CU = OR > 86% AND < 88%	CU < 86%
--------------------	-------------------------	-------------------------	----------

→ PACKAGING DATA

MODEL	QUANTITY P/BOX UNIT	BOX SIZE (CM X CM X CM)	BOX WEIGHT (KG)	BOXES P/PALLET	TOTAL UNITS P/PALLET	PALLET WEIGHT (KG)
LWP 2450	200	54 X 22 X 48	13.0	20	4000	270

→ NOZZLES INFORMATION

PRODUCT ILLUS.	NOZZLE SIZE (MM)	CODE COLOR	QTY. PER BOX	CATALOG NUMBER PER BOX*
	FRONT NOZZLE 2.0	WHITE	500	60101-000833
	FRONT NOZZLE 2.2	BROWN	500	60101-000834
	FRONT NOZZLE 2.5	PURPLE	500	60101-000801
	REAR NOZZLE 1.8	LIME GREEN	500	60101-000806

→ CATALOG NUMBERS

NOZZLE SIZE (MM)	CODE COLOR	FLOW RATE (L/H) *	CATALOG NUMBER
2.0 + 1.8	WHITE	350	60100-004000
2.2 + 1.8	BROWN + LIME GREEN	380	60100-004001
2.5 + 1.8	PURPLE	450	60100-004002




*Nominal flow rate at 1.5 bar working pressure

→ COMPLEMENTARY PRODUCTS

PRODUCT ILLUSTRATION	DESCRIPTION	CATALOG NUMBER
	SOCKET 1/2" FEMALE THREAD - 1/2" FEMALE THREAD	65080-004500
	SPRINKLER ADAPTER 1" AND 3/4" FEMALE THREAD TO 1/2" FEMALE THREAD	60101-000501
		1 UNIT
	D-NET™ 8550 CLIP NOZZLE TOOL	60100-001410 50 UNITS/BOX 60100-001420
	ANTI-THEFT CONNECTOR 20 MM (GREY) - 1000 UNITS/BOX + 20 KEYS	60101-000210
	ANTI-THEFT CONNECTOR 20 MM (GREY) - 100 UNITS/BAG	60101-000200
	ANTI-THEFT CONNECTOR 1/2" (WHITE) - 1000 UNITS/BOX + 20 KEYS	60101-000110
	ANTI-THEFT CONNECTOR 1/2" (WHITE) - 100 UNITS/BAG	60101-000100
	ANTI-THEFT KEY (BLUE) - 20 UNITS/BAG	60101-000300

→ SPRINKLER STANDS

MegaStand™

PRODUCT ILLUSTRATION	DESCRIPTION	CATALOG NUMBER
	MEGA-RISER 1/2" - 0.4 M LENGTH - 1/2" MTH - 1/2" FTH	64520-002490
	MEGA-SUPPORTING ARM	64520-002485
	MEGA-BASE	64520-002480

VEGETABLE STAND

PRODUCT ILLUSTRATION	DESCRIPTION	CATALOG NUMBER
	IMP SPR STAND 9*12 120CM W/O STK F&S PE	64520-004900
	IMP SPR STAND 9*12 120CM W/O STK F&S FLX	64520-004910

NetaStand™

PRODUCT ILLUSTRATION	DESCRIPTION	CATALOG NUMBER
	BASE NetaStand™ FEAMLE THREAD 1/2"-24/CAR: BASE FOR 1/2" RISER Order by box: 1 box contain 24 units	60101-000900
	MEGA-RISER 1/2" - 0.4 M LENGTH - 1/2" MTH - 1/2" FTH	64520-002490
	NetaStand™ 9M FXN HPPP 2" W/ 2"CONC 120 SETS/ PALLET	60101-000964
	NetaStand™ 10M FXN HPPP 2" W/2"CONC 120 SETS/ PALLET	60101-000965

D-Net™ 9575

Ultra durable 3/4" Impact sprinkler with unique 3D arm and 24 degrees water trajectory angle, for field crops and vegetable irrigation.



Very High Water
Distribution
Uniformity



Robust
& Long Lasting



Reduced
Labor Cost

Applications



Open field crop
& vegetable
irrigation



Crop
germination

Benefits & Features

Very high water distribution uniformity & Higher yield

- ✓ Innovative 3D diffusion arm ensures the highest level of water distribution uniformity in the market, respective to its flow rate and installation spacing, up to 15x18m
- ✓ Special design of the D-Net™ 9575, guarantees maximum water-use efficiency

Robust product & Long lasting performances

- ✓ D-Net™ 9575 has a special design that makes the sprinkler resistant to wear and ensures high performance throughout the long product life

Reduced labor cost & Easy maintenance

- ✓ Versatile installation. Can be installed on solid sets or on removable field stands
- ✓ Easy to maintain. A special nozzle key is designed to allow simple cleaning of the nozzles
- ✓ D-Net™ 9575 is made of UV-protected materials, making it durable under all climate conditions and with any applied

Specs. & Recommendations

- 3/4" impact sprinkler with unique 3D arm and 24 degrees water trajectory angle, for full coverage installation with spacing up to 15X18 meters
- **5 different flow rates:** 1200, 1400, 1600, 1800, 2000 L/H
- **Nominal flow rate at:** 3.0 bar
- **Recommended pressure range:** 2.0 - 4.0 bar
- **Water trajectory angle:** 24 degrees
- Water distribution is achieved by combination of 2 nozzles. Front nozzle and rear nozzle
- **1 type of inlet connector:** 3/4" male threaded
- Color coded of the nozzles for easy identification of the flow rate
- Made of UV-protected materials, durable to all climate conditions and nutrients injected in agricultural applications
- Recommended filtration, according to Netafim's instructions*

*Note: Filtration method shall be selected based on the type and concentration of the dirt particles contained in the water. Wherever sand exceeding 2 ppm exists in the water, a Hydrocyclone shall be installed before the main filter. Wherever sand/ silt/ clay solids exceed 100 ppm, pre-treatment shall be applied according to Netafim™ instructions

→ PERFORMANCE DATA RECTANGULAR SPACING

NOZZLE SIZE (MM)	CODE COLOR		WORKING PRESSURE (BAR)	FLOW RATE (L/H)	WETTED DIAMETER* (M)	PRECIPITATION (MM/H)					
						SPACING (M X M)					
						12 X 12	12 X 15	12 X 18	15 X 15	15 X 18	18 X 18
3.57 + 2.5	BLUE		2.0	980	22.0	6.8	5.4	4.5	4.4		
			2.5	1095	22.0	7.6	6.1	5.1	4.9		
			3.0	1200	23.0	8.3	6.7	5.6	5.3		
			3.5	1296	24.0	9.0	7.2	6.0	5.8	4.8	
			4.0	1385	24.0	9.6	7.7	6.4	6.2	5.1	
3.96 + 2.5	GREEN		2.0	1145	23.0	8.0	6.4	5.3	5.1	4.2	
			2.5	1280	24.0	8.9	7.1	5.9	5.7	4.7	
			3.0	1400	25.0	9.7	7.8	6.5	6.2	5.2	
			3.5	1515	25.0	10.5	8.4	7.0	6.7	5.6	
			4.0	1620	26.0	11.3	9.0	7.5	7.2	6.0	5.0
4.36 + 2.5	GREY	+ YELLOW	2.0	1306	23.0	9.1	7.3	6.0	5.8	4.8	
			2.5	1460	25.0	10.1	8.1	6.8	6.5	5.4	
			3.0	1600	25.0	11.1	8.9	7.4	7.1	5.9	4.9
			3.5	1727	26.0	12.0	9.6	8.0	7.7	6.4	5.3
			4.0	1846	26.0	12.8	10.3	8.5	8.2	6.8	5.7
4.76 + 2.5	YELLOW		2.0	1471	22.0	10.2	8.2	6.8	6.5		
			2.5	1645	25.0	11.4	9.1	7.6	7.3	6.1	
			3.0	1800	26.0	12.5	10.0	8.3	8.0	6.7	5.6
			3.5	1946	27.0	13.5	10.8	9.0	8.6	7.2	6.0
			4.0	2081	28.0	14.5	11.6	9.6	9.2	7.7	6.4
5.10 + 2.5	BLACK		2.0	1632	22.0	11.3	9.1	7.6	7.3		
			2.5	1825	25.0	12.7	10.1	8.4	8.1	6.8	
			3.0	2000	27.0	13.9	11.1	9.3	8.9	7.4	6.2
			3.5	2160	28.0	15.0	12.0	10.0	9.6	8.0	6.7
			4.0	2310	29.0	16.0	12.8	10.7	10.3	8.6	7.1

TRIANGULAR SPACING

3.57 + 2.5	BLUE		2.0	980	22.0	6.8	5.4	4.5	4.4	3.6	
			2.5	1095	22.0	7.6	6.1	5.1	4.9	4.1	
			3.0	1200	23.0	8.3	6.7	5.6	5.3	4.4	
			3.5	1296	24.0	9.0	7.2	6.0	5.8	4.8	
			4.0	1385	24.0	9.6	7.7	6.4	6.2	5.1	4.3
3.96 + 2.5	GREEN		2.0	1145	23.0	8.0	6.4	5.3	5.1	4.2	3.5
			2.5	1280	24.0	8.9	7.1	5.9	5.7	4.7	4.0
			3.0	1400	25.0	9.7	7.8	6.5	6.2	5.2	4.3
			3.5	1515	25.0	10.5	8.4	7.0	6.7	5.6	4.7
			4.0	1620	26.0	11.3	9.0	7.5	7.2	6.0	5.0
4.36 + 2.5	GREY	+ YELLOW	2.0	1306	23.0	9.1	7.3	6.0	5.8	4.8	4.0
			2.5	1460	25.0	10.1	8.1	6.8	6.5	5.4	4.5
			3.0	1600	25.0	11.1	8.9	7.4	7.1	5.9	4.9
			3.5	1727	26.0	12.0	9.6	8.0	7.7	6.4	5.3
			4.0	1846	26.0	12.8	10.3	8.5	8.2	6.8	5.7
4.76 + 2.5	YELLOW		2.0	1471	22.0	10.2	8.2	6.8	6.5	5.4	
			2.5	1645	25.0	11.4	9.1	7.6	7.3	6.1	5.1
			3.0	1800	26.0	12.5	10.0	8.3	8.0	6.7	5.6
			3.5	1946	27.0	13.5	10.8	9.0	8.6	7.2	6.0
			4.0	2081	28.0	14.5	11.6	9.6	9.2	7.7	6.4
5.10 + 2.5	BLACK		2.0	1632	22.0	11.3	9.1	7.6	7.3	6.0	
			2.5	1825	25.0	12.7	10.1	8.4	8.1	6.8	5.6
			3.0	2000	27.0	13.9	11.1	9.3	8.9	7.4	6.2
			3.5	2160	28.0	15.0	12.0	10.0	9.6	8.0	6.7
			4.0	2310	29.0	16.0	12.8	10.7	10.3	8.6	7.1

* at least 0.5 mm/h

**Performance table prepared under laboratory conditions, sprinkler head 1.0 meter above ground

CU = OR > THAN 92%	CU = OR > 88% AND < 92%	CU = OR > 86% AND < 88%	CU < 86%
--------------------	-------------------------	-------------------------	----------

→ PACKAGING DATA

MODEL	QUANTITY P/BOX UNIT	BOX SIZE (CM X CM X CM)	BOX WEIGHT (KG)	BOXES P/PALLET	TOTAL UNITS P/PALLET	PALLET WEIGHT (KG)
D-NET™ 9575	50	54 X 20 X 48	8.9	20	1000	200

→ CATALOG NUMBERS

NOZZLE SIZE (MM)	CODE COLOR	FLOW RATE (L/H) *	CATALOG NUMBER
3.57 + 2.5	BLUE + YELLOW	1200	60100-002000
3.96 + 2.5	GREEN + YELLOW	1400	60100-002010
4.36 + 2.5	GREY + YELLOW	1600	60100-002020
4.76 + 2.5	YELLOW + YELLOW	1800	60100-002030
5.10 + 2.5	BLACK + YELLOW	2000	60100-002040




*Nominal flow rate at 3.0 bar working pressure

→ NOZZLES INFORMATION

PRODUCT ILLUSTRATION	NOZZLE SIZE (MM)	CODE COLOR	QUANTITY PER BOX	CATALOG NUMBER PER BOX*
	FRONT NOZZLE 3.57	BLUE	250	60101-000850
	FRONT NOZZLE 3.96	GREEN	250	60101-000851
	FRONT NOZZLE 4.36	GREY	250	60101-000852
	FRONT NOZZLE 4.76	YELLOW	250	60101-000853
	FRONT NOZZLE 5.10	BLACK	250	60101-000854
	REAR NOZZLE 2.50	YELLOW	500	60101-000807

*The catalog number is for full box of nozzles

→ COMPLEMENTARY PRODUCTS

PRODUCT ILLUSTRATION	DESCRIPTION	CATALOG NUMBER
	SOCKET 3/4"–3/4" FEMALE-FEMALE THREAD	65080-004700
	SPRINKLER ADAPTER 1" AND 3/4" FEMALE THREAD TO 3/4" FEMALE THREAD	60101-000500
	D-NET™ 9575 NOZZLE TOOL	1 UNIT
		60100-003600
		150 UNITS/BOX
		60100-003610

→ SPRINKLER STANDS

NetaStand™

PRODUCT ILLUSTRATION	DESCRIPTION	CATALOG NUMBER
	BASE NetaStand™ FEMALE THREAD 3/4" - 24 UNITS PER CARTON Order by box: 1 box contain 24 units	60101-000901
	PLASTIC RISER 3/4" MALE FEMALE THREAD 40CM COMPLETE	60101-000650
	NetaStand™ 15M FXN HPPP 3" W/3"CONC 70 SETS PER PALLET	60101-000967

D-Net™ 9575 AA

¾" impact sprinkler with unique 3D arm and adjustable arc for part circle irrigation.



Very High Water
Distribution
Uniformity



Road Guard



Easy Operation &
Maintenance

Applications



Open field crop
edge irrigation



Roof
cleaning

Benefits & Features

Road guard

- ✓ A simple adjustable arc enables to modify manually, the sprinkler from 360 degrees to any part-circle watering, for irrigation on the edges of the field

Very high water distribution uniformity & Higher yield

- ✓ Innovative 3D diffusion arm, ensures excellent water distribution uniformity, resulting uniform crop yield
- ✓ Special design of the D-Net™ 9575 AA, guarantees maximum water-use efficiency

Robust product & Long lasting performances

- ✓ D-Net™ 9575 AA has a special design that makes the sprinkler resistant to wear and ensures high performance throughout the long product life

Reduced labor cost & Easy maintenance

- ✓ Versatile installation. Can be installed on solid sets or on removable field stands
- ✓ Easy to maintain. A special nozzle key is designed to allow simple cleaning of the nozzles
- ✓ D-Net™ 9575 AA is made of UV-protected materials, making it durable under all climate conditions and with any applied

Specs. & Recommendations

- ½" Impact sprinkler with unique 3D arm and Adjustable Arc, for part circle coverage irrigation
- **2 different flow rates:** 850, 1030 L/H
- **Nominal flow rate at:** 3.0 bar
- **Recommended pressure range:** 2.5 - 4.0 bar
- **Water trajectory angle:** 24 Degrees
- Water distribution is achieved by a single front nozzle and the setup of the adjustable arc
- **1 type of inlet connector:** ¾" male threaded
- Color coded of the nozzle for easy identification of the flow rate
- Made of UV-protected materials, durable to all climate conditions and nutrients injected in agricultural applications
- Recommended filtration, according to Netafim's instructions*

***Note:** Filtration method shall be selected based on the type and concentration of the dirt particles contained in the water. Wherever sand exceeding 2 ppm exists in the water, a Hydrocyclone shall be installed before the main filter. Wherever sand/ silt/ clay solids exceed 100 ppm, pre-treatment shall be applied according to Netafim™ instructions

→ PERFORMANCE DATA

NOZZLE SIZE (MM)	CODE COLOR	WORKING PRESSURE (BAR)	FLOW RATE (L/H)	WETTED RADIUS* (M)
FRONT NOZZLE 3.57	BLUE	2.5	776	11.5
		3.0	850	12.0
		3.5	918	12.0
		4.0	982	12.5
FRONT NOZZLE 3.96	GREEN	2.5	940	12.0
		3.0	1030	12.5
		3.5	1112	12.5
		4.0	1189	13.0

* At least 0.5 mm/h

→ PACKAGING DATA




MODEL	QUANTITY P/BOX UNIT	BOX SIZE (CM X CM X CM)	BOX WEIGHT (KG)	BOXES P/PALLET	TOTAL UNITS P/PALLET	PALLET WEIGHT (KG)
D-NET™ 9575 AA	40	54 X 20 X 48	9.4	20	800	190

→ CATALOG NUMBERS

NOZZLE SIZE (MM)	NOZZLE CODE COLOR	FLOW RATE (L/H) *	CATALOG NUMBER
3.57	BLUE	850	60100-002190
3.96	GREEN	1030	60100-002191




*Nominal flow rate at 3.0 bar working pressure

→ NOZZLES INFORMATION

PRODUCT ILLUSTRATION	NOZZLE SIZE (MM)	QUANTITY PER BOX	CODE COLOR	CATALOG NUMBER
	FRONT NOZZLE 3.57	250	BLUE	60101-000850
	FRONT NOZZLE 3.96	250	GREEN	60101-000851
	PLUGGED NOZZLE	500	BLACK	60101-000808

*The catalog number is for full box of nozzles

→ COMPLEMENTARY PRODUCTS

PRODUCT ILLUSTRATION	DESCRIPTION	CATALOG NUMBER
	SOCKET 3/4" - 3/4" FEMALE-FEMALE THREAD	65080-004700
	SPRINKLER ADAPTER 1" AND 3/4" FEMALE THREAD TO 3/4" FEMALE THREAD	60101-000500
		1 UNIT
	D-NET™ 9575 NOZZLE TOOL	60100-003600
		150 UNITS/BOX
		60100-003610

→ SPRINKLER STANDS

NetaStand™

PRODUCT ILLUSTRATION	DESCRIPTION	CATALOG NUMBER
	BASE NetaStand™ FEAMLE THREAD 3/4" - 24 UNITS PER CARTON Order by box: 1 box contain 24 units	60101-000901
	PLASTIC RISER 3/4" MALE FEMALE THREAD 40CM COMPLETE	60101-000650
	NetaStand™ 15M FXN HPPP 3" W/3"CONC 70 SETS PER PALLET	60101-000967

HWP 2475

High working pressure, 3/4" Impact sprinkler with 24 degrees water trajectory angle, for irrigation with wide installation spacing.



High Operation Pressure & High Precipitation Rate



Robust & Long Lasting



Reduced Labor Cost

Applications



Open field crop & vegetable irrigation



Wide installation spacing

Benefits & Features

High water distribution uniformity & higher yield

- ✓ HWP 2475 designed to work in high operation pressure and provides higher precipitation rates and very good water distribution uniformity in wide installation spacing, up to 20X20m
- ✓ Special design of the HWP 2475, guarantees maximum water-use efficiency

Robust product & long lasting performances

- ✓ HWP 2475 has a special design that makes the sprinkler resistant to wear and ensures high performance throughout the long product life

Reduced labor cost & easy maintenance

- ✓ Versatile installation. Can be installed on solid sets or on removable field stands
- ✓ Easy to maintain. A special nozzle key is designed to allow simple cleaning of the nozzles
- ✓ HWP 2475 is made of UV-protected materials, making it durable under all climate conditions and with any applied

Specs. & Recommendations

- 3/4" impact sprinkler with 24 degrees water trajectory angle, for full coverage installation with spacing up to 20X20 meters, providing high precipitation rate
- **3 different flow rates:** 2150, 2735, 3060 L/H
- **Nominal flow rate at:** 3.5 bar
- **Recommended pressure range:** 3.0 - 4.0 bar
- **Water trajectory angle:** 24 Degrees
- Water distribution is achieved by combination of 2 nozzles. Front nozzle and rear nozzle
- **1 type of inlet connector:** 3/4" male threaded
- Color coded of the nozzles for easy identification of the flow rate
- Made of UV-protected materials, durable to all climate conditions and nutrients injected in agricultural applications
- Recommended filtration, according to Netafim's instructions*

*Note: Filtration method shall be selected based on the type and concentration of the dirt particles contained in the water. Wherever sand exceeding 2 ppm exists in the water, a Hydrocyclone shall be installed before the main filter. Wherever sand/ silt/ clay solids exceed 100 ppm, pre-treatment shall be applied according to Netafim™ instructions

→ PERFORMANCE DATA RECTANGULAR SPACING

NOZZLE SIZE (MM)	CODE COLOR		WORKING PRESSURE (BAR)	FLOW RATE (L/H)	WETTED DIAM.* (M)	PRECIPITATION (MM/H)							
						SPACING (M X M)							
						12 X 12	12 X 15	12 X 18	15 X 15	15 X 18	18 X 18	20 X 20	
5.15 + 2.50	BLACK	+	YELLOW	3.0	1990	29.0	13.8	11.1	9.2	8.8	7.4	6.1	5.0
				3.5	2150	30.0	14.9	11.9	10.0	9.6	8.0	6.6	5.4
				4.0	2298	31.0	16.0	12.8	10.6	10.2	8.5	7.1	5.7
5.50 + 3.17	ORANGE	+	BLACK	3.0	2532	30.0	17.6	14.1	11.7	11.3	9.4	7.8	6.3
				3.5	2735	33.0	19.0	15.2	12.7	12.2	10.1	8.4	6.8
				4.0	2924	35.0	20.3	16.2	13.5	13.0	10.8	9.0	7.3
5.96 + 3.17	PURPLE	+	BLACK	3.0	2833	31.0	19.7	15.7	13.1	12.6	10.5	8.7	7.1
				3.5	3060	33.0	21.3	17.0	14.2	13.6	11.3	9.4	7.7
				4.0	3271	34.0	22.7	18.2	15.1	14.5	12.1	10.1	8.2

TRIANGULAR SPACING

5.15 + 2.50	BLACK	+	YELLOW	3.0	1990	29.0	13.8	11.1	9.2	8.8	7.4	6.1	5.0
				3.5	2150	30.0	14.9	11.9	10.0	9.6	8.0	6.6	5.4
				4.0	2298	31.0	16.0	12.8	10.6	10.2	8.5	7.1	5.7
5.50 + 3.17	ORANGE	+	BLACK	3.0	2532	30.0	17.6	14.1	11.7	11.3	9.4	7.8	6.3
				3.5	2735	33.0	19.0	15.2	12.7	12.2	10.1	8.4	6.8
				4.0	2924	35.0	20.3	16.2	13.5	13.0	10.8	9.0	7.3
5.96 + 3.17	PURPLE	+	BLACK	3.0	2833	31.0	19.7	15.7	13.1	12.6	10.5	8.7	7.1
				3.5	3060	33.0	21.3	17.0	14.2	13.6	11.3	9.4	7.7
				4.0	3271	34.0	22.7	18.2	15.1	14.5	12.1	10.1	8.2

* at least 0.5 mm/h

**Performance table prepared under laboratory conditions, sprinkler head 1.0 meter above ground

CU = OR > THAN 92%	CU = OR > 88% AND < 92%	CU = OR > 86% AND < 88%	CU < 86%
--------------------	-------------------------	-------------------------	----------

→ PACKAGING DATA

MODEL	QUANTITY P/BOX UNIT	BOX SIZE (CM X CM X CM)	BOX WEIGHT (KG)	BOXES P/PALLET	TOTAL UNITS P/PALLET	PALLET WEIGHT (KG)
HWP 2475	70	54 X 20 X 48	10.8	20	1400	230

→ CATALOG NUMBERS

NOZZLE SIZE (MM)	CODE COLOR	FLOW RATE (L/H) *	CATALOG NUMBER
5.15 + 2.50	BLACK + YELLOW	2150	60100-004200
5.50 + 3.17	ORANGE + BLACK	2735	60100-004201
5.96 + 3.17	PURPLE + BLACK	3060	60100-004202




*Nominal flow rate at 3.5 bar working pressure

→ NOZZLES INFORMATION

PRODUCT DRAW	NOZZLE SIZE (MM)	QUANTITY PER BOX	CODE COLOR	CATALOG NUMBER PER BOX*
	FRONT NOZZLE 5.15	250	BLACK	60101-000854
	FRONT NOZZLE 5.50	250	ORANGE	60101-000855
	FRONT NOZZLE 5.96	250	PURPLE	60101-000856
	REAR NOZZLE 2.50	500	YELLOW	60101-000807
	REAR NOZZLE 3.17	500	BLACK	60101-000809

*The catalog number is for full box of nozzles

→ COMPLEMENTARY PRODUCTS

PRODUCT ILLUSTRATION	DESCRIPTION	CATALOG NUMBER
	SOCKET 3/4"-3/4" FE-MALE-FEMALE THREAD	65080-004700
	SPRINKLER ADAPTER 1" AND 3/4" FEMALE THREAD TO 3/4" FEMALE THREAD	60101-000500
	D-NET™ 9575 NOZZLE TOOL	1 UNIT
		60100-003600
		150 UNITS/BOX
		60100-003610

→ SPRINKLER STANDS

NetaStand™

PRODUCT ILLUSTRATION	DESCRIPTION	CATALOG NUMBER
	BASE NetaStand™ FEAMLE THREAD 3/4" - 24 UNITS PER CARTON Order by box: 1 box contain 24 units	60101-000901
	PLASTIC RISER 3/4" MALE FEMALE THREAD 40CM COMPLETE	60101-000650
	NetaStand™ 15M FXN HPPP 3" W/3"CONC 70 SETS PER PALLET	60101-000967



/ Sprinklers Stands Connectors & Accessories

SPR STAND F&S CONN FEMALE/BARB BROWN

	65080-005010
---	--------------

SPR STAND QUICK CONN MALE/BARB 12+0" RING

	65080-005060
---	--------------

MALE PLUG

	65080-002880
---	--------------

REDUCTION NIPPLE 3/4" MALE - 1/2" MALE

	78220-007700
--	--------------

BUSHING CONNECTOR 3/4" MALE - 1/2" FEMALE

	78220-004100
---	--------------

QC KEY RISER 3/4"

	60100-003710
---	--------------


P.R.V. IN-LINE 3/4" FTH / 1/2" FTH 2.5 BAR 35 PSI

	31000-002200
---	--------------

METAL ROD

	6.0 MM DIA., 100 CM LENGTH	65080-001100
	6.0 MM DIA., 120 CM LENGTH	65080-001200
	8.0 MM DIA., 100 CM LENGTH	65080-001600
	8.0 MM DIA., 120 CM LENGTH	65080-001700

SPR STAND FTN F&S CONN FEMALE/ 1/2" MTH

	65080-005210
---	--------------

SPR STAND F&S CONN LOCKING SLEEVE 12

	65080-005090
---	--------------


FLAT FEMALE / BARB CONNECTOR

	65080-002600
---	--------------


IMPC SPR HOUSING 1/2" FTH - BARB 9*12 FOR 8 MM ROD

	65080-000900
--	--------------

BUSHING CONNECTOR 3/4" FEMALE - 1/2" MALE

	78220-003900
---	--------------


SPRINKLER SOCKET

	1/2" FTH - 1/2" FTH	65080-004500
	3/4" FTH - 3/4" FTH	65080-004700


PRESSURE REGULATOR

	P.R.V. 2000 3/4" FTH 3.0 BAR 43 PSI	30500-001700
---	-------------------------------------	--------------


PLUG FOR SPRINKLER STAND F&S CONNECTOR

	64520-004395
---	--------------


START CONNECTOR TO PE

	BARB FOR TUBE 9*12	32500-003705
---	--------------------	--------------

START CONNECTOR TO PVC

	BARB FOR TUBE 9*12	32500-003706
---	--------------------	--------------

MALE / BARB CONNECTOR

	FOR TUBE 6*8	64520-002200
	FOR TUBE 9*12	65080-002871


QC SPRINKLER COUPLING CONNECTOR 3/4" (2 PARTS)

	60100-003720
--	--------------


QC CV VALVE 3/4"

	60100-003700
---	--------------


SPRINKLER SOCKET

	SPR ADAP 1" AND 3/4" FTH TO 3/4" FTH	60101-000500
	SPR ADAP 1" AND 3/4" FTH TO 1/2" FTH	60101-000501

PRESSURE REGULATOR WITH FLOW STRAINTENER AND 3/4" SOCKET

	PRV FLOW REGULATOR ASSEMBLY 3.0 BAR WITH FLOW STRAIGHTENER AND SOCKET 3/4" FTH	60101-000611
---	--	--------------

S.R FILTER FOR SPRINKLER RISER

	SMALL FILTER, SUITABLE FOR 13MM INTERNAL DIAMETER	60101-001000
	MEDIUM FILTER, SUITABLE FOR 18.5MM INTERNAL DIAMETER	60101-001001

/ Sprinkler Kits

Sprinkit™ MegaNet™ 10x10 PE

Complete kit for sprinkler irrigation of
1 hectare-open-field crops. With
MegaNet™, Vegetable Stand & PE Pipes.



All in One



High
Performance



Easy
to Install

Kit A

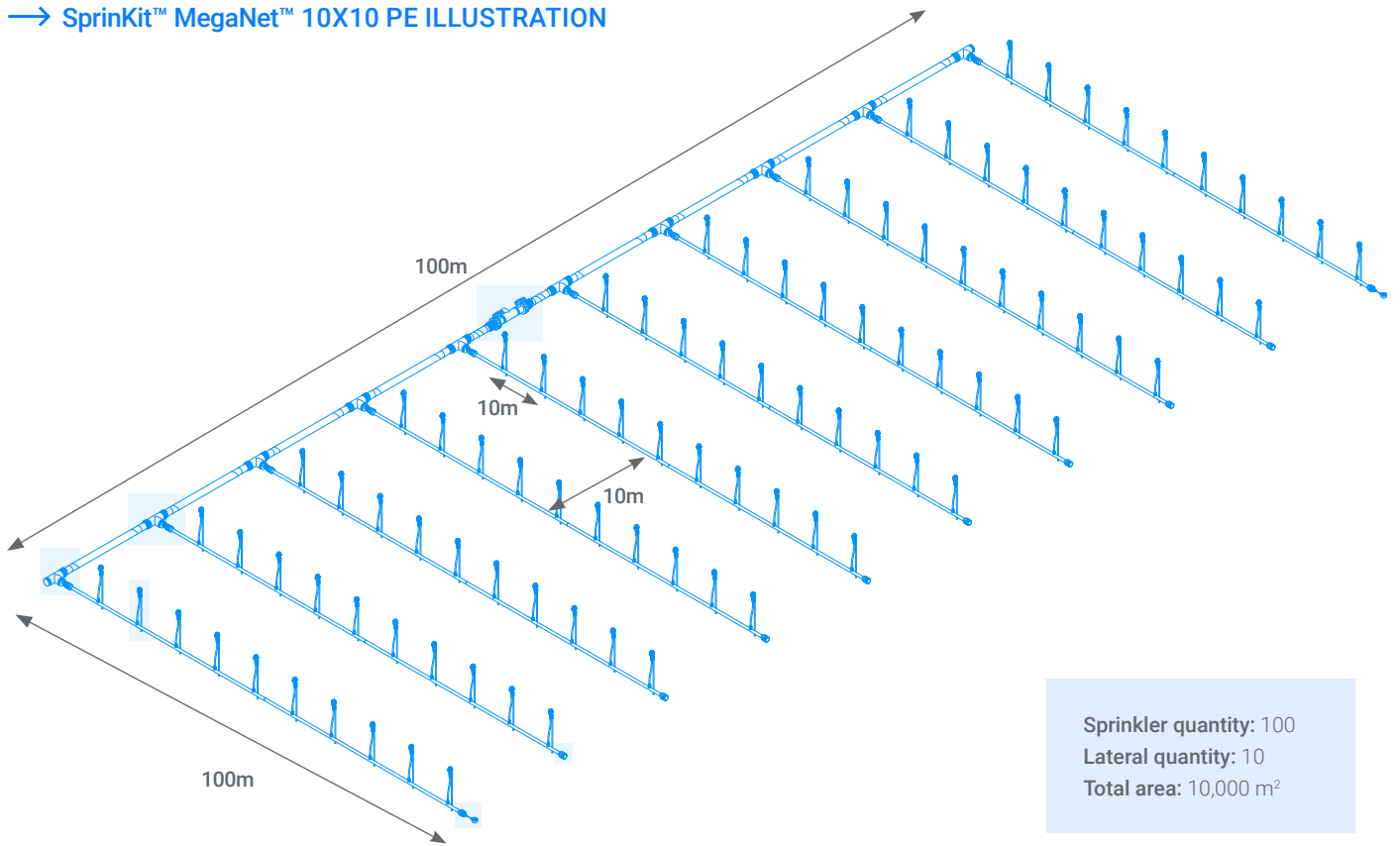
- **All in one** Single kit that includes all the required products to achieve high performance sprinkler system
- **High performance** The kit components were selected to bring high water efficiency and very high performance, accomplished by MegaNet™ 24D with installation spacing of 10X10 meters. Together with the Vegetable Stand achieving average water distribution uniformity of 92% CU!
- **Simple and fast installation** All the products, parts and accessories required for installation and operation are include in the kit together with simple assembly instructions

Note: The kit doesn't include the lateral PE pipes. The PE pipes shall be ordered separately.

/ Specifications & Recommendations

- **Kit designed** for irrigation of 1.0 hectare (10000 m²) with installation of 10x10 meter in rectangular spacing pattern
- **The lateral line:** PE 32mm Class 4 (PE pipes are not supplied within the kit)
- **The sprinkler head:** MegaNet 24D 350 L/H
- **The sprinkler stand:** Vegetable Stand with Fast & Safe connector to PE pipe
- **Operation pressure:** 2.5 bar
- **Average precipitation rate:** 3.62 mm/h
- **Recommendation:** The system head control shall be installed in the highest point of the irrigated field, with maximum 2% slope

→ SprinKit™ MegaNet™ 10X10 PE ILLUSTRATION



Sprinkler quantity: 100
 Lateral quantity: 10
 Total area: 10,000 m²

→ TECHNICAL DATA

KIT DESCRIPTION	PACKING INFORMATION	PALLET LENGTH CM	PALLET WIDTH CM	PALLET HEIGHT CM	KIT WEIGHT KG	TOTAL PALLETS PER CONTAINER	KIT CATALOG NUMBER
SPRINKIT MEGANET WITH VEGETABLE STAND & PE LATERAL LINES	SINGLE PALLET	114	114	53	150	80	42000-027200

→ COMPONENTS IN KIT 42000-027200

DESCRIPTION	QUANTITY
MEGANET 24D ½IC 350L/H HEAD ONLY	100
IMP SPR STAND 9*12 120CM	100
METAL ROD 8MM 120CM LENGTH	100
PUNCH 8 MM PLASTIC W/ADAPTOR INSERTER	1
PVC 90 DEG THREADED T 3"	11
NMV PVC BALL VALVE 1 UNION 3" FMT BSP	2
FXN MTH BSP 3"*3" KIT	20
FXN HP 3" BLANK 100M	1
PVC THREADED PLUG 3"	2
PLASTIC BUSHING 3"*1½"	10
NMV PVC BALL VALVE 1 UNION 1½" FMT BSP	10
MALE ADAPTOR 32*1½"	10
LINE END 32MM	10
FEMALE ADAPTOR 32*¾"	2
PIPE BUSHING ¼F*¾M	2
CHECK POINT KIT STRAIGHT ¼"*¼" MTH	2
NPG PITOT NEEDLE ¼" BSP	1
NPG 2.5" GLC 0-4 BAR ¼" BSP	1
NARROW TEFLON TAPE	20
INSTALLATION GUIDE BOOK F/SPRIN-KIT	1

SprinKit™ D-Net™ 10x13 PE

Complete kit for sprinkler irrigation of
1 hectare-open-field crops. With D-Net™,
Vegetable Stand & PE Pipes.



All in One



High
Performance



Easy
to Install

Kit B

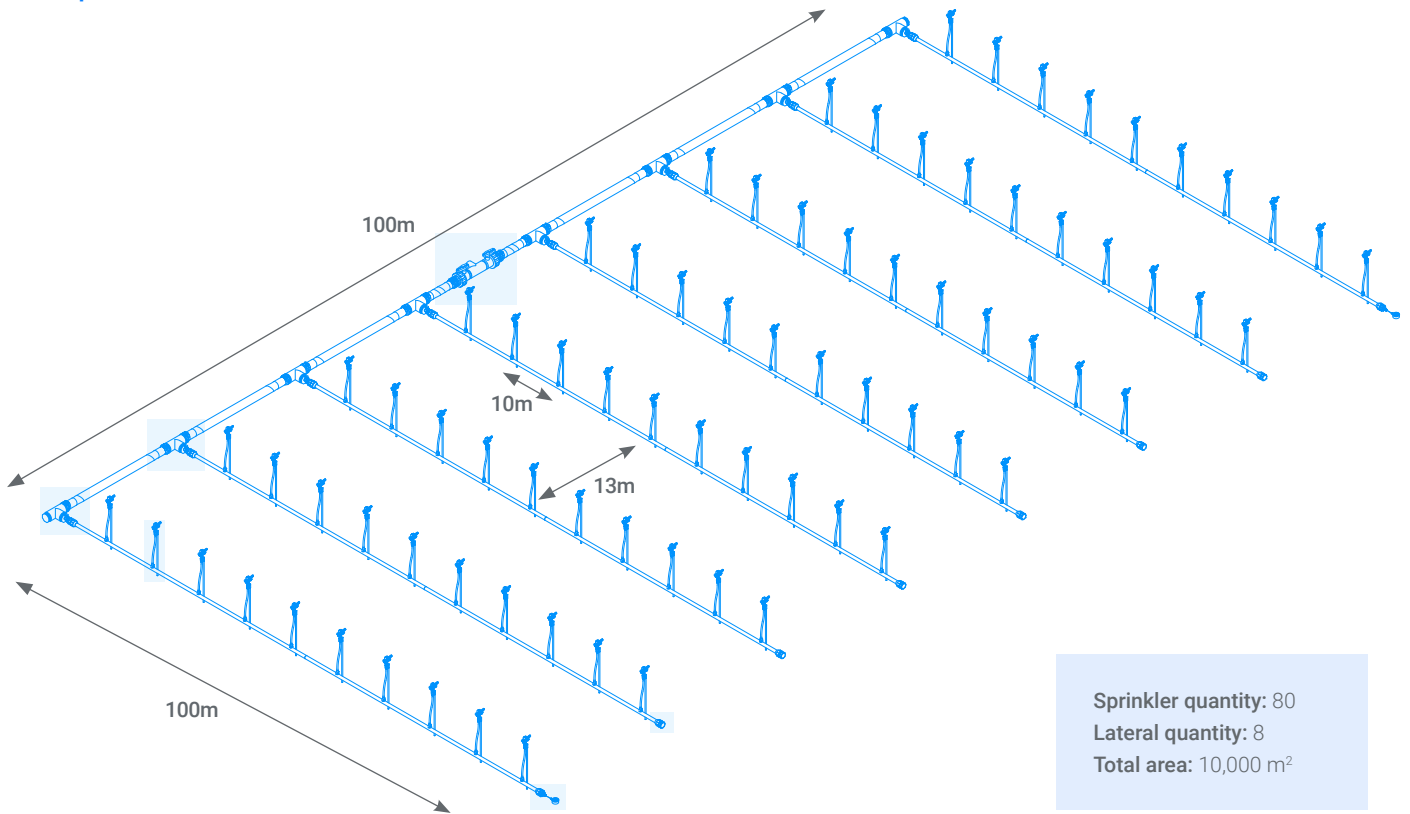
- All in one
Single kit that includes all the required products to achieve high performance sprinkler system
- High performance
The kit components were selected to bring high water efficiency and very high performance, accomplished by D-Net™ 8550 with installation spacing of 10X13 meters. Together with the Vegetable stand achieving average water distribution uniformity of 90.2% CU!
- Simple and fast installation
All the products, parts and accessories required for installation and operation are include in the kit together with simple assembly instructions

Note: The kit doesn't include the lateral PE pipes. The PE pipes shall be ordered separately.

Specifications & Recommendations

- **Kit designed** for irrigation of 1.0 hectare (10000 m²) with installation of 10x13 meter in rectangular spacing pattern
- **The lateral line:** PE 32mm Class 4 (PE pipes are not supplied within the kit)
- **The sprinkler head:** D-Net 8550 580 L/H
- **The sprinkler stand:** Vegetable Stand with Fast & Safe connector to PE pipe
- **Operation pressure:** 2.5 bar
- **Average precipitation rate:** 4.46 mm/h
- **Recommendation:** The system head control shall be installed in the highest point of the irrigated field, with maximum 2% slope

→ SprinKit™ D-Net™ 10x13 PE ILLUSTRATION



→ TECHNICAL DATA

KIT DESCRIPTION	PACKING INFORMATION	PALLET LENGTH CM	PALLET WIDTH CM	PALLET HEIGHT CM	KIT WEIGHT KG	TOTAL PALLETS PER CONTAINER	KIT CATALOG NUMBER
SPRINKIT D-NET WITH VEGETABLE STAND & PE LATERAL LINES	SINGLE PALLET	114	114	53	150	80	42000-013120

→ COMPONENTS IN KIT 42000-013120

DESCRIPTION	QUANTITY
D-NET 8550 580L/H 2.5+1.8	80
IMP SPR STAND 9*12 120CM	80
METAL ROD 8MM 120CM LENGTH	80
PUNCH 8 MM PLASTIC W/ADAPTOR INSERTER	1
PVC 90 DEG THREADED T 3"	9
NMV PVC BALL VALVE 1 UNION 3" FMT BSP	2
FXN MTH BSP 3"*3" KIT	18
FXN HP 3" BLANK 100M	1
PVC THREADED PLUG 3"	2
PLASTIC BUSHING 3"*1½"	8
NMV PVC BALL VALVE 1 UNION 1½" FMT BSP	8
MALE ADAPTOR 32*1½"	8
LINE END 32MM	8
FEMALE ADAPTOR 32*¾"	2
PIPE BUSHING ¼F*¾M	2
CHECK POINT KIT STRAIGHT ¼"*¼" MTH	2
NPG PITOT NEEDLE ¼" BSP	1
NPG 2.5" GLC 0-4 BAR ¼" BSP	1
NARROW TEFLON TAPE	20
INSTALLATION GUIDE BOOK F/SPRIN-KIT	1

SprinKit™ MegaNet™ 10x10 FXN

Complete kit for sprinkler irrigation of
1 hectare-open-field crops.
With MegaNet™, Vegetable Stand
& FlexNet™ HP.



All in One



High
Performance



Easy
to Install

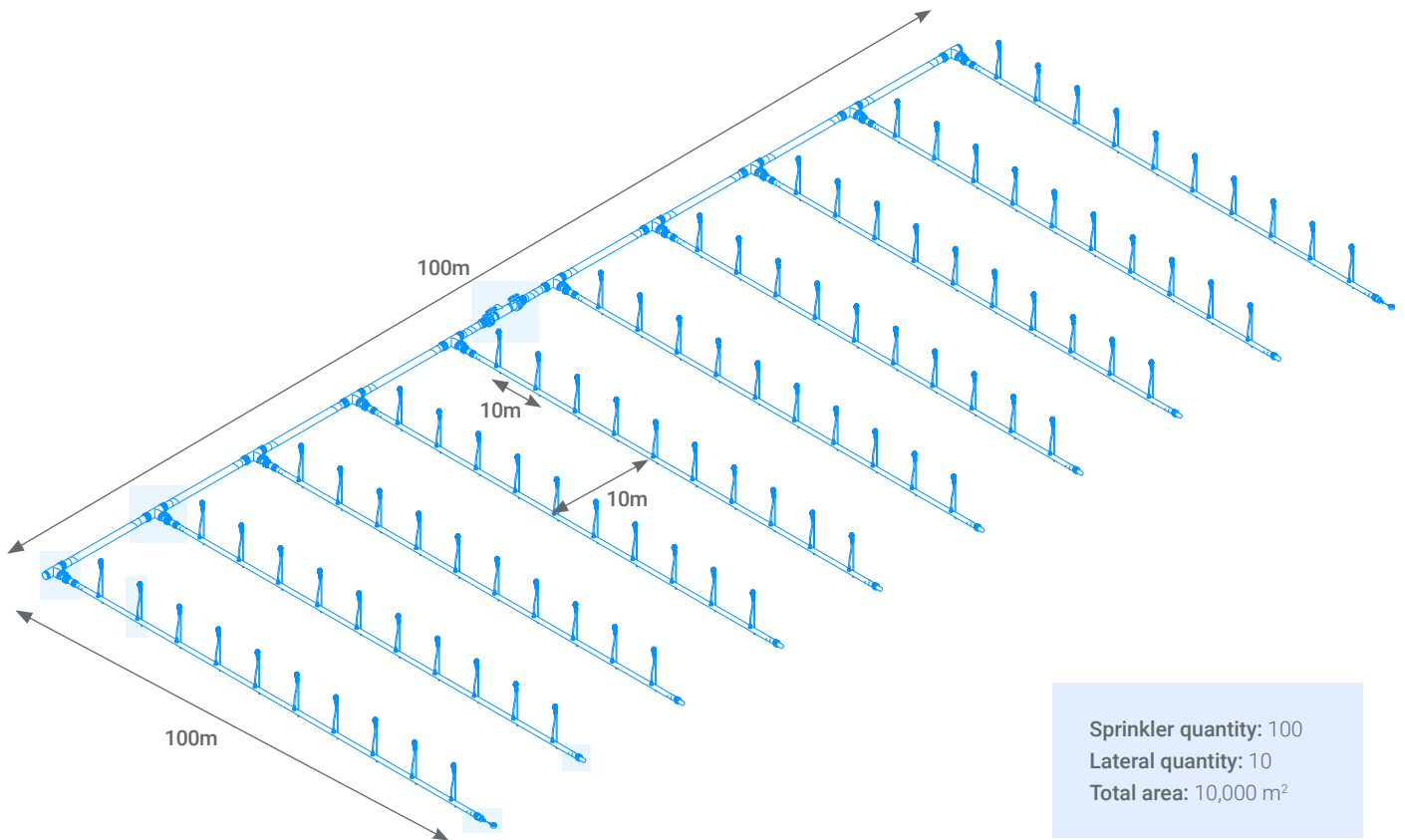
Kit D

- All in one
Single kit that includes all the required products to achieve high performance sprinkler system
- High performance
The kit components were selected to bring high water efficiency and very high performance, accomplished by MegaNet™ 24D with installation spacing of 10X10 meters. Together with the FlexNet™ HP 2" and Vegetable Stand achieving average water distribution uniformity of 92% CU!
- Simple and fast installation
All the products, parts and accessories required for installation and operation are include in the kit together with simple assembly instructions

/ Specifications & Recommendations

- **Kit designed** for irrigation of 1.0 hectare (10000 m²) with installation of 10x10 meter in rectangular spacing pattern.
- **The lateral line:** FlexNet HP 2", with ½" outlet connector every 10 meters
- **The sprinkler head:** MegaNet 24D 350 L/H
- **The sprinkler stand:** Vegetable Stand with Fast & Safe connector to FlexNet
- **Operation pressure:** 2.5 bar
- **Average precipitation rate:** 3.62 mm/h
- **Recommendation:** The system head control shall be installed in the highest point of the irrigated field, with maximum 2% slope

→ SprinKit™ MegaNet™ 10X10 PE ILLUSTRATION



Sprinkler quantity: 100
 Lateral quantity: 10
 Total area: 10,000 m²

→ TECHNICAL DATA

KIT DESCRIPTION	PACKING INFORMATION	PALLET LENGTH CM	PALLET WIDTH CM	PALLET HEIGHT CM	KIT WEIGHT KG	TOTAL PALLETS PER CONTAINER	KIT CATALOG NUMBER
SPRINKIT MEGANET WITH VEGETABLE STAND & FLEXNET LATERAL LINES	SINGLE PALLET	150	75	53	110	44	42000-013000

→ COMPONENTS IN KIT 42000-013000

DESCRIPTION	QUANTITY
MEGANET 24D ½IC 450L/H HEAD ONLY	100
IMP SPR STAND 9*12 120CM	100
METAL ROD 8MM 120CM LENGTH	100
PVC 90 DEG THREADED T 3"	11
NMV PVC BALL VALVE 1 UNION 3" FMT BSP	2
FXN MTH BSP 3"*3" KIT	22
FXN HP 3" BLANK 100M	1
PVC THREADED PLUG 3"	2
PLASTIC BUSHING 3"*2"	10
FXN BALL VALVE 2" KIT	10
FXN HP 2", 100M W/ ½" CONNECTORS 10.0M	10
FXN LINE END CAP 2" KIT	10
FXN MTH BSP 2"*2" KIT	2
PLASTIC FEMALE REDUCER 2"*¾"	2
CHECK POINT KIT STRAIGHT ¼"*½" MTH	2
NPG PITOT NEEDLE ¼" BSP	1
NPG 2.5" GLC 0-4 BAR ¼" BSP	1
NARROW TEFLON TAPE	20
INSTALLATION GUIDE BOOK F/SPRIN-KIT	1

A black micro-sprinkler head is mounted on a vertical riser pipe, spraying a fine mist of water in a wide, circular pattern. The background is a dense field of green plants, all rendered in a monochromatic blue color scheme.

Micro-Sprinklers & Micro-Emitters



For Protected Crops

SpinNet™

A bridge-free micro-sprinkler, for upside-down irrigation in greenhouses, tunnels and net-houses for superior water distribution uniformity.



Superior
Uniformity



Bridge-Free
Micro-Sprinkler



Multiple
Configurations

Applications



Upside-Down
Irrigation



Full Coverage
Irrigation

Benefits & Features

High and uniform yield

- ✓ **Superior water distribution uniformity for full coverage irrigation.** Achieved thanks to the unique design of the SpinNet micro-sprinkler. With a variety of rotors and nozzles that provide different flow rates, and different water profiles to fit completely the plant needs
- ✓ **Shadow-less operation** - Assure a uniform irrigation even below the emitter itself

Keep your crop from drips damage

- ✓ **Drip-less micro-sprinkler** - SpinNet is designed as a bridge-free micro-sprinkler, preventing drips on the plants located below in a upside-down irrigation to avoid plant damages
- ✓ **Controlled start & stop operation** - With the Reliable anti-drain (AD) valves, all the SpinNet micro-sprinklers, start and stop simultaneously, and prevent distribution pipe drainage and dripping

Durability and low maintenance

- ✓ **High quality & resistant.** Made of a highest quality material makes it durable and resistant. The integration of acid resistant plastics enables the use of acid treatment, standard agrochemicals and nutrients
- ✓ **Easy to maintain** - The components are interchangeable. Flushing for maintenance can be done easily. The SpinNet components can be disassembled manually, no tools needed

Specs. & Recommendations

- **7 different flow rates:** 50, 70, 90, 105, 120, 160, 200 L/H
- **Pressure range:** 2.0 to 3.0 bar (at the sprinkler head)
- **Nominal pressure:** 2.3 bar
- **Inlet connection:** Press fit
- **3 different rotors:**
 - **LR** - Long Range. High trajectory angle. Green rotor
 - **FLT** - Flat distribution. Grey rotor
 - **SR** - Short Range. Low trajectory angle. Blue rotor
- Color coded nozzles for easy flow identification
- SpinNet™ micro-sprinklers meet ISO 8026 standards (SI 1406) with production certified by the Israel Standards Institute (SII)
- **Filtration recommendations:** 130 micron / 120 mesh

***Note:** Filtration method shall be selected based on the type and concentration of the dirt particles contained in the water. Wherever sand exceeding 2 ppm exists in the water, a Hydrocyclone shall be installed before the main filter. Wherever sand/ silt/ clay solids exceed 100 ppm, pre-treatment shall be applied according to Netafim™ instructions

→ PERFORMANCE TABLE

MODEL	NOZZLE CODE COLOR	NOZZLE SIZE (MM)	RECOMMENDED WORKING PRESSURE (BAR)	CONSTANT K	EXPONENT X	WETTED DIAMETER (M) WITH LR GREEN SWIVEL (1.8M ABOVE SURFACE)	WETTED DIAMETER (M) WITH FLT FLAT SWIVEL (1.8M ABOVE SURFACE)	WETTED DIAMETER (M) WITH SR BLUE SWIVEL (1.8M ABOVE SURFACE)
050	GREEN	0.90	2.0 TO 3.0	10.5	0.5	NOT APPLICABLE	NOT APPLICABLE	6.0
070	BLACK	1.07	2.0 TO 3.0	14.0	0.5	8.0	6.0	6.0
090	ORANGE	1.22	2.0 TO 3.0	18.9	0.5	8.5	7.0	6.5
105	SKY BLUE	1.32	2.0 TO 3.0	21.9	0.5	8.5	7.5	6.5
120	RED	1.44	2.0 TO 3.0	25.0	0.5	9.5	7.5	6.5
160	BROWN	1.76	2.0 TO 3.0	33.6	0.5	10.0	8.5	7.5
200	YELLOW	1.86	2.0 TO 3.0	41.4	0.5	10.5	8.5	7.5

* Wetted diameter defined be applocation rate equal or above 0.26mm/h

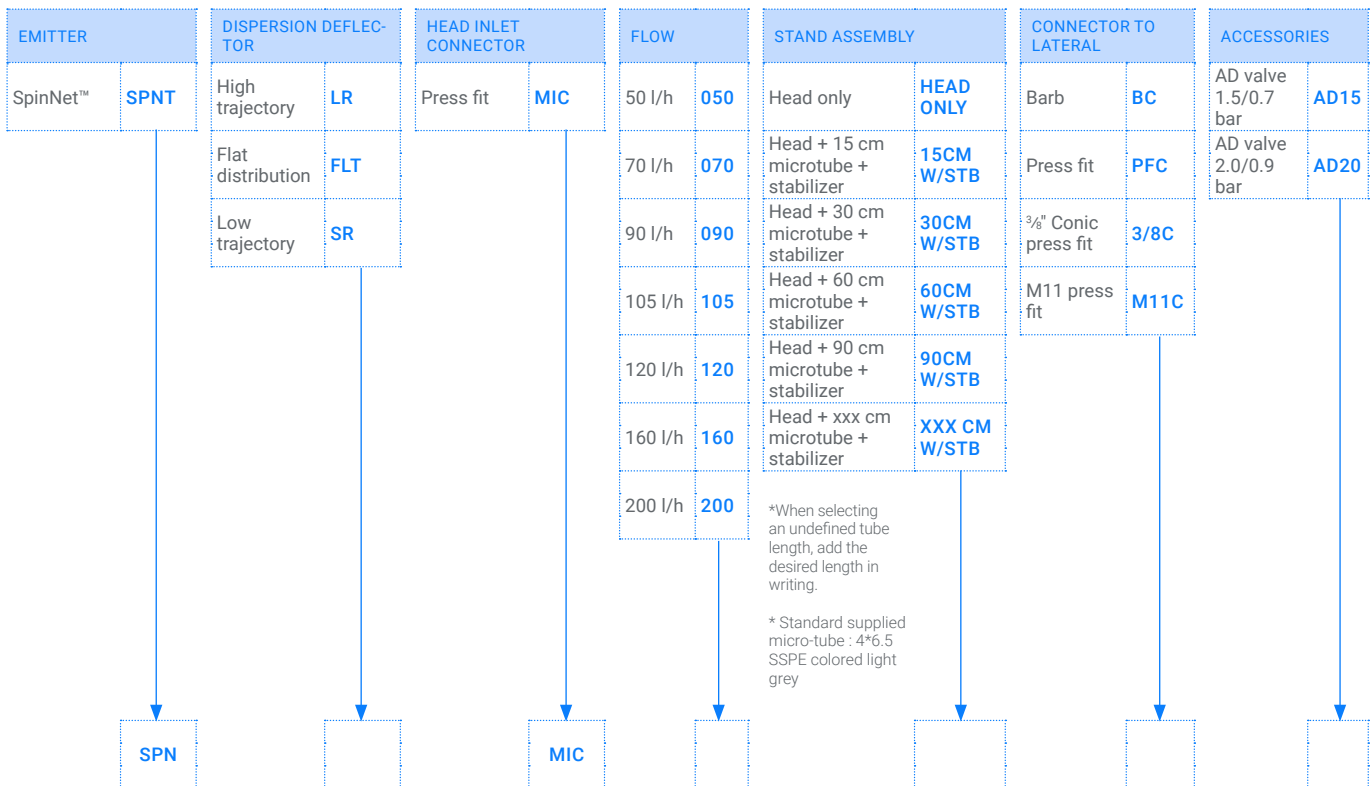
→ PACKAGE DATA

SPINNET™	QTY. P/BOX UNITS	BOX SIZE (CM X CM X CM)	BOX WEIGHT (KG)	BOXES P/PALLET	TOTAL UNITS P/PALLET	PALLET WEIGHT (KG)
HEAD ONLY	1500	28 X 28 X 57	11.5	32	48000	380
COMPLETE STAND, 15 CM TUBE W/STABILIZER AND AD VALVE	200	28 X 28 X 57	13.1	32	6400	419
COMPLETE STAND, 30 CM TUBE W/STABILIZER AND AD VALVE	200	28 X 28 X 57	14.8	32	6400	486
COMPLETE STAND, 60 CM TUBE W/STABILIZER AND AD VALVE	150	18 X 34 X 79	12.4	20	2000	249
COMPLETE STAND, 90 CM TUBE W/STABILIZER AND AD VALVE	200	28 X 27 X 113	15.8	16	3200	253

→ ORDERING INFORMATION

Flowchart to determine the desired product definition

How to use: To determine the desired product definition select one of every set of options displayed on the chart.



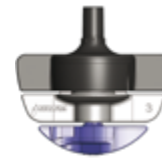
→ CATALOG NUMBERS



SpinNet™ LR,
GREEN SWIVEL



SpinNet™ FLT,
GREY SWIVEL



SpinNet™ SR,
BLUE SWIVEL

MODEL & NOZZLE COLOR	LR		FLT		SR	
	1 UNIT	100 UNITS/BAG	1 UNIT	100 UNITS/BAG	1 UNIT	100 UNITS/BAG
050 / GREEN	N/A	N/A	N/A	N/A	64200-023000	64200-023010
070 / BLACK	64200-010000	64200-010020	64200-005000	64200-005002	64200-024000	64200-024020
090 / ORANGE	64200-013000	64200-013020	64200-006000	64200-006010	64200-025000	64200-025020
105 / SKY BLUE	64200-017400	-	64200-006900	-	64200-025500	-
120 / RED	64200-017500	64200-017520	64200-007000	64200-007010	64200-026000	64200-026020
160 / BROWN	64200-020000	64200-020020	64200-007500	64200-007510	64200-027000	64200-027020
200 / YELLOW	64200-021300	64200-021320	64200-008000	64200-008005	64200-028000	64200-028020

→ SpinNet™ ASSEMBLY STANDS

SpinNet™, UD STAND, LR SWIVEL, FLOW YYY, MICRO-TUBE LENGTH XXX, STABILIZER, BARB CONNECTOR TO LATERAL PIPE, AD VALVE 20

1*	2*	15 CM	30 CM	60 CM	90 CM
070	GREEN	64200-010101	64200-010400	64200-010180	
090			64200-013600		
105					
120				64200-018200	
160				64200-020800	
200				64200-022000	64200-022500

- 1. Model & regulation chamber color
- 2. Swivel color

SpinNet™, UD STAND, LR SWIVEL, FLOW YYY, MICRO-TUBE LENGTH XXX, STABILIZER, BARB CONNECTOR TO LATERAL PIPE AND AD VALVE 15

1*	2*	15 CM	30 CM	60 CM	90 CM
070	GREEN	64200-010110	64200-010350	64200-010160	
090			64200-013150	64200-013185	
105					
120				64200-017660	
160					
200					

- 1. Model & regulation chamber color
- 2. Swivel color

SpinNet™, UD STAND, LR SWIVEL, FLOW YYY, MICRO-TUBE LENGTH XXX, STABILIZER, PRESS-FIT CONNECTOR TO LATERAL PIPE, AD VALVE 20

1*	2*	15 CM	30 CM	60 CM	90 CM
070	GREEN	64200-010200	64200-010410	64200-010170	
090			64200-013300	64200-013320	
105					
120			64200-017800	64200-018250	
160			64200-020105	64200-020910	
200			64200-021600	64200-022100	

- 1. Model & regulation chamber color
- 2. Swivel color

SpinNet™, UD STAND, LR SWIVEL, FLOW YYY, MICRO-TUBE LENGTH XXX, STABILIZER, PRESS-FIT CONNECTOR TO LATERAL PIPE AND AD VALVE 15

1*	2*	15 CM	30 CM	60 CM	90 CM
070	GREEN	64200-010100	64200-010360	64200-010150	
090			64200-013100	64200-013155	64200-013180
105					
120			64200-017600	64200-017650	64200-017700
160			64200-020100	64200-020190	64200-021500
200			64200-021400	64200-021450	

- 1. Model & regulation chamber color
- 2. Swivel color

SpinNet™, UD STAND, FLT SWIVEL, FLOW YYY, MICRO-TUBE LENGTH XXX, STABILIZER, BARB CONNECTOR TO LATERAL PIPE, AD VALVE 20

1*	2*	15 CM	30 CM	60 CM	90 CM	
070	LIGHT GREY	64200-005009	64200-005100	64200-005120	64200-005400	
090				64200-006100	64200-006145	
105						
120				64200-007100	64200-007120	64200-007320
160				64200-007750		
200				64200-008100		

- 1. Model & regulation chamber color
- 2. Swivel color

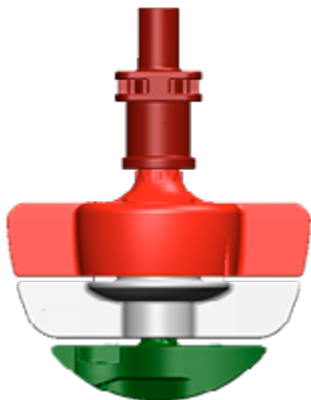
SpinNet™, UD STAND, FLT SWIVEL, FLOW YYY, MICRO-TUBE LENGTH XXX, STABILIZER, BARB CONNECTOR TO LATERAL PIPE AND AD VALVE 15

1*	2*	15 CM	30 CM	60 CM	90 CM	
070	LIGHT GREY	64200-005008	64200-005005	64200-005032	64200-005050	
090				64200-006032	64200-006050	64200-006065
105						
120			64200-007017	64200-007027	64200-007037	
160						64200-007710
200						


- 1. Model & regulation chamber color
- 2. Swivel color


SpinNet™ SD

A bridge-free micro-sprinkler, for upside-down irrigation, with unique design for superior water distribution uniformity for tunnels as a single line irrigation.




Superior Uniformity
in a Single
Irrigation Line


Bridge-Free
Micro-Sprinkler


Multiple
Configurations

Applications



Upside-Down
Irrigation



Single Line
Irrigation

Benefits & Features

High and uniform yield

- ✓ **Superior water distribution uniformity for full coverage irrigation.** Achieved thanks to the unique design of the SpinNet™ micro-sprinkler and the SD device (Shoulder Distribution). SpinNet™ SD is available in a variety of rotors and nozzles that provide different flow rates, and different water profiles to fit completely the plant and structure needs. The Shoulder Distribution provides a high level of uniformity within a closely spaced "strip of sprinklers"
- ✓ **Shadow-less operation** - Assure a uniform irrigation even below the emitter itself

Keep your crop from drips damage

- ✓ **Drip-less micro-sprinkler** - SpinNet™ SD is designed as a bridge-free micro-sprinkler, preventing drips on the plants located below in a upside-down irrigation to avoid plant damages
- ✓ **Controlled start & stop operation** – With the Reliable anti-drain (AD) valves, all the SpinNet micro-sprinklers, start and stop simultaneously, and prevent distribution pipe drainage and dripping

Durability and low maintenance

- ✓ **High quality & resistant.** Made of a highest quality material makes it durable and resistant. The integration of acid resistant plastics enables the use of acid treatment, standard agrochemicals and nutrients
- ✓ **Easy to maintain** - The components are interchangeable. Flushing for maintenance can be done easily. The SpinNet™ SD components can be disassembled manually, no tools needed

Specs. & Recommendations

- **6 Models:** 090/050, 120/070, 160/070, 160/090, 200/090, 200/120 L/H
- The nominal flow is the lower number in model's name. Nominal flow achieved in @2.0bar
- **Pressure range:** 2.0 to 3.0 bar (at the sprinkler head)
- **Inlet connection:** Press fit
- **3 different rotors:**
 - **LR** - Long Range. High trajectory angle. Green rotor
 - **FLT** - Flat distribution. Grey rotor
 - **SR** - Short Range. Low trajectory angle. Blue rotor
- **Color coded nozzles & SD devices** for easy flow identification
- SpinNet™ SD micro-sprinklers meet ISO 8026 standards (SI 1406) with production certified by the Israel Standards Institute (SII)
- **Filtration recommendations:** 130 micron / 120 mesh

***Note:** Filtration method shall be selected based on the type and concentration of the dirt particles contained in the water. Wherever sand exceeding 2 ppm exists in the water, a Hydrocyclone shall be installed before the main filter. Wherever sand/ silt/ clay solids exceed 100 ppm, pre-treatment shall be applied according to Netafim™ instructions

→ PERFORMANCE TABLE



MODEL	NOZZLE CODE COLOR + NOZZLE SIZE (MM)	SD CODE COLOR + SD SIZE (MM)	REC. WORKING PRESSURE (BAR)	CONSTANT K	EXPONENT X	WETTED DIAMETER (M) WITH LR GREEN SWIVEL (1.8M ABOVE SURFACE)	WETTED DIAMETER (M) WITH FLT FLAT SWIVEL (1.8M ABOVE SURFACE)	WETTED DIAMETER (M) WITH SR BLUE SWIVEL (1.8M ABOVE SURFACE)	
090/050	ORANGE	ORANGE	1.20	2.0 TO 3.0	11.6	0.5	N/A	N/A	5.5
120/070	RED	RED	1.46	2.0 TO 3.0	15.2	0.5	8.5	7.0	5.5
160/070	BROWN	RED	1.46	2.0 TO 3.0	17.7	0.5	7.5	6.5	5.5
160/090		BROWN	1.56	2.0 TO 3.0	19.7	0.5	8.0	6.5	6.0
200/090	YELLOW	BROWN	1.56	2.0 TO 3.0	20.6	0.5	7.5	6.0	5.5
200/120		YELLOW	1.87	2.0 TO 3.0	27.5	0.5	9.0	7.0	6.5

* Wetted diameter defined by application rate equal or above 0.26mm/h

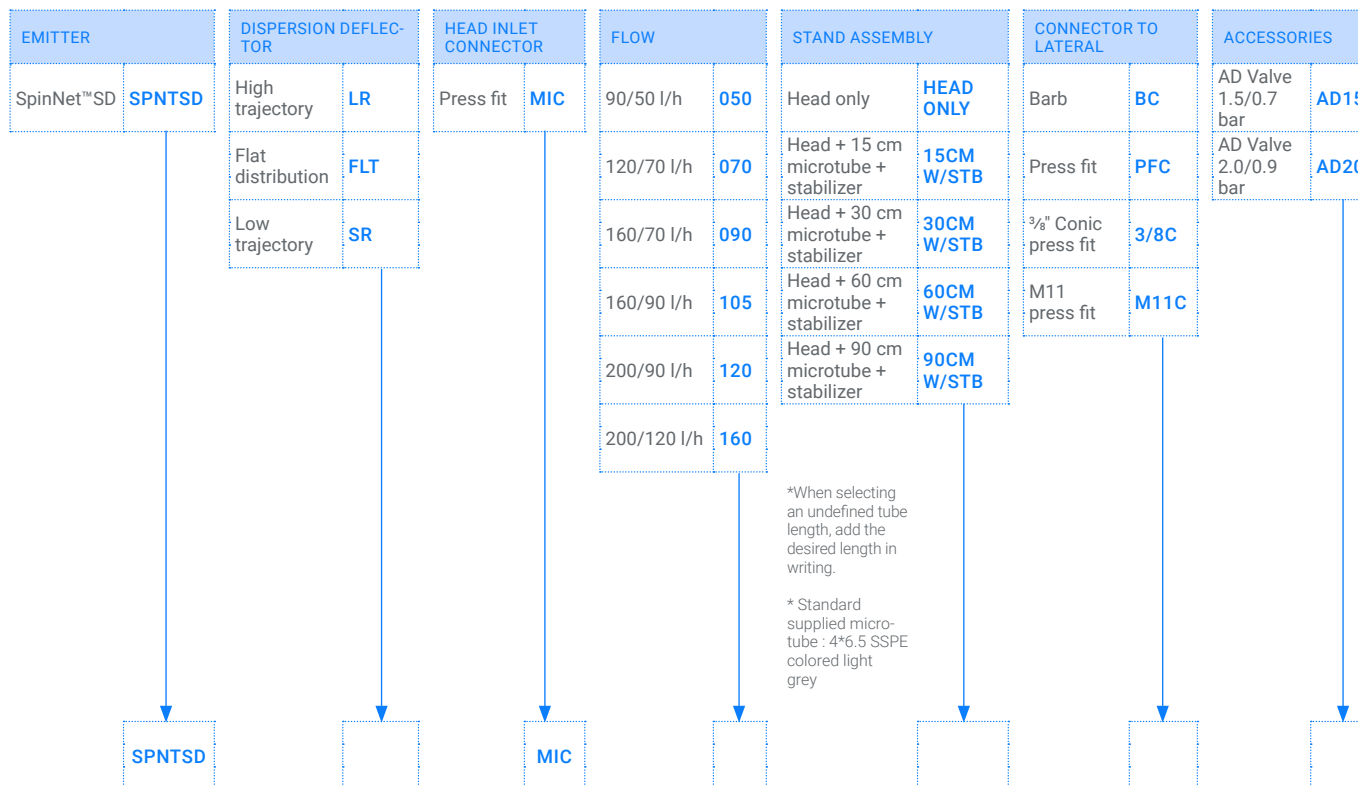
→ PACKAGE DATA

SPINNET™	QTY. P/BOX UNITS	BOX SIZE (CM X CM X CM)	BOX WEIGHT (KG)	BOXES P/PALLET	TOTAL UNITS P/PALLET	PALLET WEIGHT (KG)
HEAD & SD CONNECTOR	1250	18 X 34 X 79	12.9	20	25000	268
COMPLETE STAND (30 CM) W/STABILIZER & AD VALVE	150	28 X 28 X 57	11.5	32	4800	368
COMPLETE STAND (60 CM) W/STABILIZER & AD VALVE	100	18 X 34 X 79	8.4	20	2000	176

→ ORDERING INFORMATION

Flowchart to determine the desired product definition

How to use: To determine the desired product definition select one of every set of options displayed on the chart.



→ CATALOG NUMBERS FOR SpinNet™ HEAD ONLY



SpinNet™ SD LR,
GREEN SWIVEL



SpinNet™ SD FLT,
GREY SWIVEL



SpinNet™ SD SR,
BLUE SWIVEL

MODEL & NOZZLE COLOR	SD CODE COLOR	LR		FLT		SR	
		1 UNIT	100 UNITS/BAG	1 UNIT	100 UNITS/BAG	1 UNIT	100 UNITS/BAG
090050		N/A	N/A	N/A	N/A	64200-031950	-
120070		64200-010750	64200-010760	64200-001250	64200-001255	64200-032000	64200-032010
160070		64200-012250	-	64200-001460	-	64200-032950	-
160090		64200-013950	64200-013960	64200-001600	-	64200-033000	64200-033010
200090		64200-014090	-	64200-001780	64200-001785	64200-033100	-
200120		64200-014720	-	64200-001840	-	64200-034000	-

FOR SpinNet™ HEAD + AD VALVE

090050		N/A	N/A	N/A	N/A		-
120070		64200-010800	64200-010805	64200-001300	64200-001302	64200-032020	64200-032030
160070				64200-001490			
160090		64200-014000	64200-014005	64200-001650		64200-033020	64200-033030
200090				64200-001800	64200-001805		
200120		64200-018700		64200-001850	64200-001855		

→ SpinNet™ SD ASSEMBLY STANDS

SpinNet™ SD, UD STAND, LR SWIVEL, FLOW YYY, MICRO-TUBE LENGTH XXX, STABILIZER, BARB CONNECTOR TO LATERAL PIPE, AD VALVE 20

1*	2*	15 CM	30 CM	60 CM	90 CM
90/50	GREEN				
120/70		64200-011500	64200-011800		
160/70					
160/90			64200-014600		
200/90				64200-014700	
200/120					

1. Model & regulation chamber color + SD color
2. Swivel color

SpinNet™ SD, UD STAND, LR SWIVEL, FLOW YYY, MICRO-TUBE LENGTH XXX, STABILIZER, BARB CONNECTOR TO LATERAL PIPE AND AD VALVE 15

1*	2*	15 CM	30 CM	60 CM	90 CM
90/50	GREEN				
120/70					
160/70					
160/90					
200/90					
200/120					

1. Model & regulation chamber color+ SD color
2. Swivel color

SpinNet™, UD STAND, LR SWIVEL, FLOW YYY, MICRO-TUBE LENGTH XXX, STABILIZER, PRESS-FIT CONNECTOR TO LATERAL PIPE, AD VALVE 20

1*	2*	15 CM	30 CM	60 CM	90 CM
90/50	GREEN				
120/70		64200-011805	64200-011810		
160/70			64200-001675		
160/90				64200-014652	
200/90					
200/120					

1. Model & regulation chamber color+ SD color
2. Swivel color

SpinNet™, UD STAND, LR SWIVEL, FLOW YYY, MICRO-TUBE LENGTH XXX, STABILIZER, PRESS-FIT CONNECTOR TO LATERAL PIPE AND AD VALVE 15

1*	2*	15 CM	30 CM	60 CM	90 CM	
90/50	GREEN					
120/70				64200-011900		
160/70						
160/90				64200-014550	64200-014740	64200-014660
200/90			64200-014310			
200/120						

1. Model & regulation chamber color+ SD color
2. Swivel color

→ SpinNet™ SD COMPONENTS

SpinNet™ BODY NOZZLE

ILLUSTRATION	NOZZLE COLOR / FLOW	CATALOG NUMBER
	90 / ORANGE	64220-004100
	120 / RED	64220-004200
	160 / BROWN	64220-004250
	200 / YELLOW	64220-004300

VibroNet™

A bridge-free micro-emitter for germination applications in greenhouses with superior water distribution uniformity.



Superior
Uniformity



Bridge-Free
Micro-Emitter



Self
Cleaning

Applications



Upside Down
Germination

Benefits & Features

Excellent water distribution uniformity for high germination efficiency

- ✓ The VibroNet™ is designed to provide very gentle droplets with perfect water distribution uniformity to increase germination efficiency

Keep your crop from drips damage

- ✓ **Drip-less Micro-Sprinkler** – VibroNet™ is designed as a bridge-free micro-emitter, preventing drips on the germination tables located below to prevent damages
- ✓ **Controlled start & stop operation** – With the Reliable anti-drain (AD) valves, all the VibroNet micro-emitter, start and stop simultaneously, and prevent distribution pipe drainage and dripping

Constantly self-cleaning

- ✓ The operation of the VibroNet™ is based on vibration, water passage through the nozzle causes needle vibration which in turn breaks up the water jet into uniform droplets that are evenly spread. The vibrating system does not allow for build up of mineral deposits in the nozzle

Durability and low maintenance

- ✓ **High quality & resistant** – Made of a highest quality material makes it durable and resistant to standard agrochemicals and nutrients and resistant to acid treatments
- ✓ The components are interchangeable. Flushing for maintenance can be done easily

Specifications & Recommendations

- **2 different flow rates:** 40, 50 L/H
- **Nominal flow rate at:** 3.0 bar
- **Rec. pressure range:** 3.0 - 4.0 bar
- **1 types of inlet connector:** Press fit, male inlet
- **Nozzle color coded for easy identification of the flow rate**
- **Filtration recommendations:**
130 micron / 120 mesh

***Note:** Filtration method shall be selected based on the type and concentration of the dirt particles contained in the water. Wherever sand exceeding 2 ppm exists in the water, a Hydrocyclone shall be installed before the main filter. Wherever sand/ silt/ clay solids exceed 100 ppm, pre-treatment shall be applied according to Netafim™ instructions

→ TECHNICAL DATA

MODEL	FLOW RATE (L/H)*	REGULATION CHAMBER CODE COLOR	PIN CODE COLOR	NOZZLE WATER PASSAGES AREA (MM ²)	RECOMMENDED WORKING PRESSURE (BAR)	CONSTANT K	EXPONENT* X	WETTED DIAMETER 150 CM ABOVE GROUND* (M)
040	40.0	BLUE	GREY	0.60	3.0	8.6	0.45	4.0
050	47.0	GREEN	GREY	0.71	3.0	9.5	0.47	4.0

* at 3.0 bar working pressure

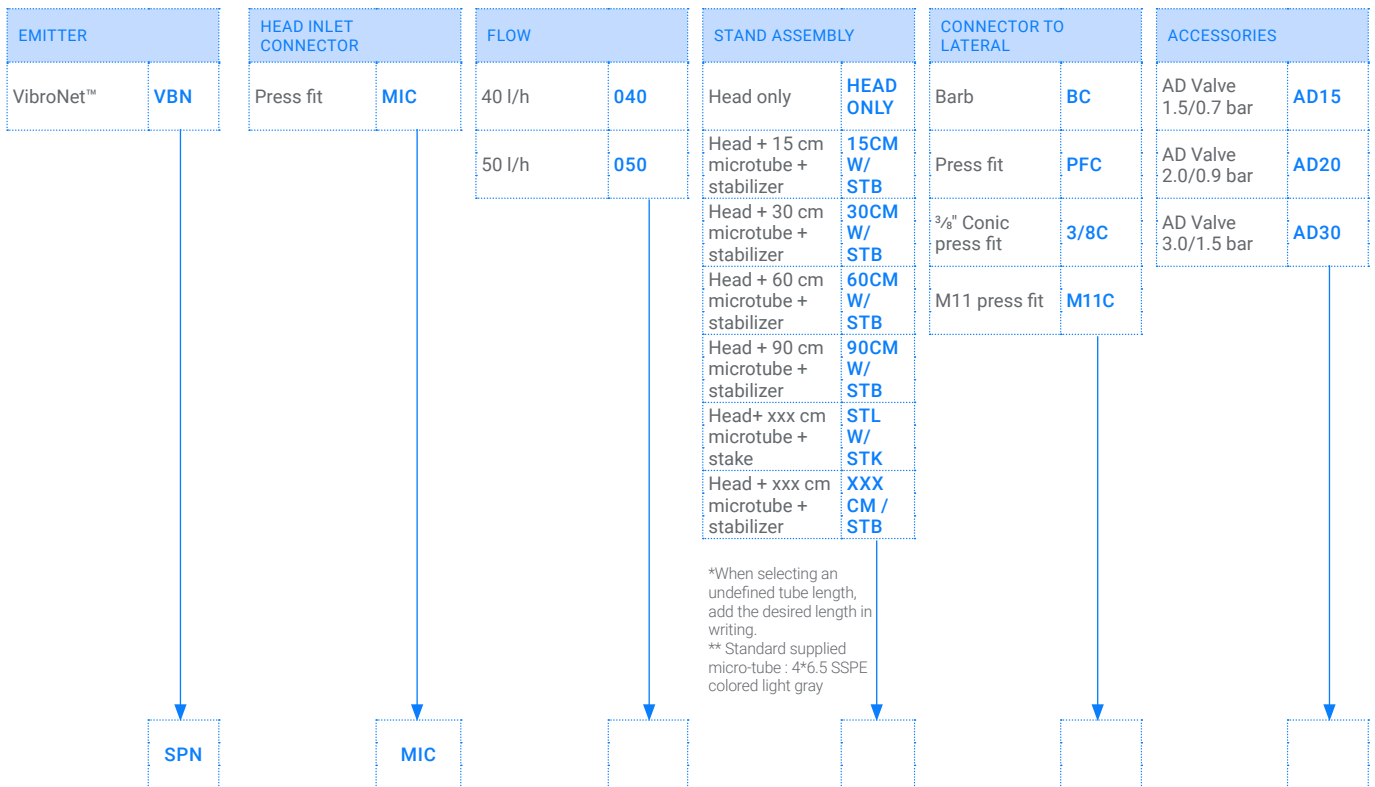
→ PACKAGING DATA

SUPERNET™ LR & LRD	QTY. P/BOX UNITS	BOX SIZE (CM X CM X CM)	BOX WEIGHT (KG)	BOXES P/PALLET	TOTAL UNITS P/PALLET	PALLET WEIGHT (KG)
HEAD ONLY	3,200	28 X 28 X 57	19.2	32	102,400	614
COMPLETE STAND, 15 CM TUBE W/STABILIZER + AD VALVE	250	28 X 28 X 57	15.1	32	8,000	484
COMPLETE STAND, 30 CM TUBE W/STABILIZER + AD VALVE	200	28 X 28 X 57	15.0	32	6,400	480
COMPLETE STAND, 60 CM TUBE W/STABILIZER + AD VALVE	150	18 X 34 X 79	11.5	20	3,000	230
COMPLETE STAND, 90 CM TUBE W/STABILIZER + AD VALVE	200	28 X 27 X 113	15.0	16	3,200	240

→ ORDERING INFORMATION

Flowchart to determine the desired product definition

How to use: To determine the desired product definition select one of every set of options displayed on the chart.



→ **VibroNet™ WITH HEAD ONLY**

MODEL	1 UNIT	25 UNIT/BAG
040	64300-001000	64300-001010
050	64300-005000	64300-005010

→ **VibroNet™ WITH HEAD + AD VALVE 20**

MODEL	1 UNIT	25 UNIT/BAG
040	64300-001070	64300-001080
050		64300-005110

→ **VibroNet™ ASSEMBLY STANDS**

VibroNet™, UD STAND, FLOW YYY, MICRO-TUBE LENGTH XXX, STABILIZER, BARB CONNECTOR TO LATERAL PIPE, AD VALVE 20

MODEL	15 CM	30 CM	60 CM	90 CM
040	64300-001600	64300-002400	64300-003400	64300-003700
050			64300-005120	

VibroNet™, UD STAND, FLOW YYY, MICRO-TUBE LENGTH XXX, STABILIZER, PRESS-FIT CONNECTOR TO LATERAL PIPE, AD VALVE 20

MODEL	15 CM	30 CM	60 CM	90 CM
040	64300-001700	64300-002500	64300-003500	
050				

VibroNet™, UD STAND, FLOW YYY, MICRO-TUBE LENGTH XXX, STABILIZER, BARB CONNECTOR TO LATERAL PIPE, AD VALVE 15

MODEL	15 CM	30 CM	60 CM	90 CM
040	64300-001200	64300-002000	64300-003000	
050				

VibroNet™, UD STAND, FLOW YYY, MICRO-TUBE LENGTH XXX, STABILIZER, PRESS-FIT CONNECTOR TO LATERAL PIPE, AD VALVE 15

MODEL	15 CM	30 CM	60 CM	90 CM
040	64300-001300	64300-002100	64300-003100	
050				


Missing catalog numbers available upon request.

Background color defines the code color of the respective pin. All assembly stands include 4*6.5 mm gray SSPE micro-tube.


Other stand combinations can be ordered based on the attached flowchart which can help determine the desired product requirement.

→ **VibroNet™ COMPONENTS**

VibroNet™ BODY

	CATALOG NUMBER
	64320-003000

VibroNet™ O-RING

	CATALOG NUMBER
	63520-005700

VibroNet™ NOZZLE MECHANISM

	040 BLUE + GRAY PIN
	64320-004300
050 GREEN + GRAY PIN	
	64320-004400

CoolNet™ Pro

SUPER-FINE MISTER

Super-fine static mister especially designed for cooling and humidifying greenhouses and livestock, and for irrigating over rooting tables.



Superior Uniformity



Bridge-Free Micro-Emitter



Multiple Filed Applications

Applications



Cooling



Humidification



Rooting

Benefits & Features

High Cooling & Humidification efficiency

- ✓ CoolNet™ Pro has unique design which distribute micro sized droplet at a relatively low pressure. It provides an average droplet size of 65 microns at a 4.0 bar working pressure

Multiple filed applications

- ✓ CoolNet™ Pro is designed to achive high performance in different applications: cooling, humidifying and irrigation of rooting tables

Keep your crop from drips damage

- ✓ **Drip-less micro-emitter** - CoolNet Pro is designed as a bridgeless micro-emitter, preventing drips on the plants located below, to prevent plant damages
- ✓ **Controlled start & stop operation** – With the Reliable anti-drain (AD) valves, all the CoolNet Pro micro-emitters, start and stop simultaneously, and prevent distribution pipe drainage and dripping

Durability and low maintenance

- ✓ **High quality & resistant.** Made of a highest quality material makes it durable and resistant to standard agrochemicals and nutrients and resistant to acid treatments
- ✓ **The components are interchangeable.** Flushing for maintenance can be done easily

Specs. & Recommendations

- **3 different flow rates:**
5.5, 7.5, 14.0 L/H and plug nozzle
- **Nominal flow rate at:** 4.0 bar
- **Recommended pressure range:** 3.0 - 5.0 bar
- **1 type of inlet connector:** Press fit, male inlet
- **3 different configurations:**
"C" - Cross, 4 nozzles
"T" - Tee, 2 nozzles
"S" - Straight, 1 nozzle
- **Nozzle color coded for easy identification of the flow rate:**
5.5 L/H Light green
7.5 L/H Silver Gray
14.0 L/H Sky Blue
Plug nozzle Orange
- Acid resistant (AA) raw materials, thus allowing the application chemicals to pass through the system. The system can be cleaned by application of suitable acid treatments
- **Recommended filtration:** 130 mic. / 120 mesh

***Note:** Filtration method shall be selected based on the type and concentration of the dirt particles contained in the water. Wherever sand exceeding 2 ppm exists in the water, a Hydrocyclone shall be installed before the main filter. Wherever sand/ silt/ clay solids exceed 100 ppm, pre-treatment shall be applied according to Netafim™ instructions

→ TECHNICAL DATA

MODEL	NOZZLE CODE COLOR	NOZZLE SIZE (MM)	RECOMMENDED WORKING PRESSURE (BAR)	CONSTANT K	EXPONENT X
055	LIGHT GREEN	0.51	4.0 TO 5.0	1.03	0.45
075	SILVER GREY	0.61	4.0 TO 5.0	1.40	0.45
140	SKY BLUE	0.88	4.0 TO 5.0	2.66	0.45

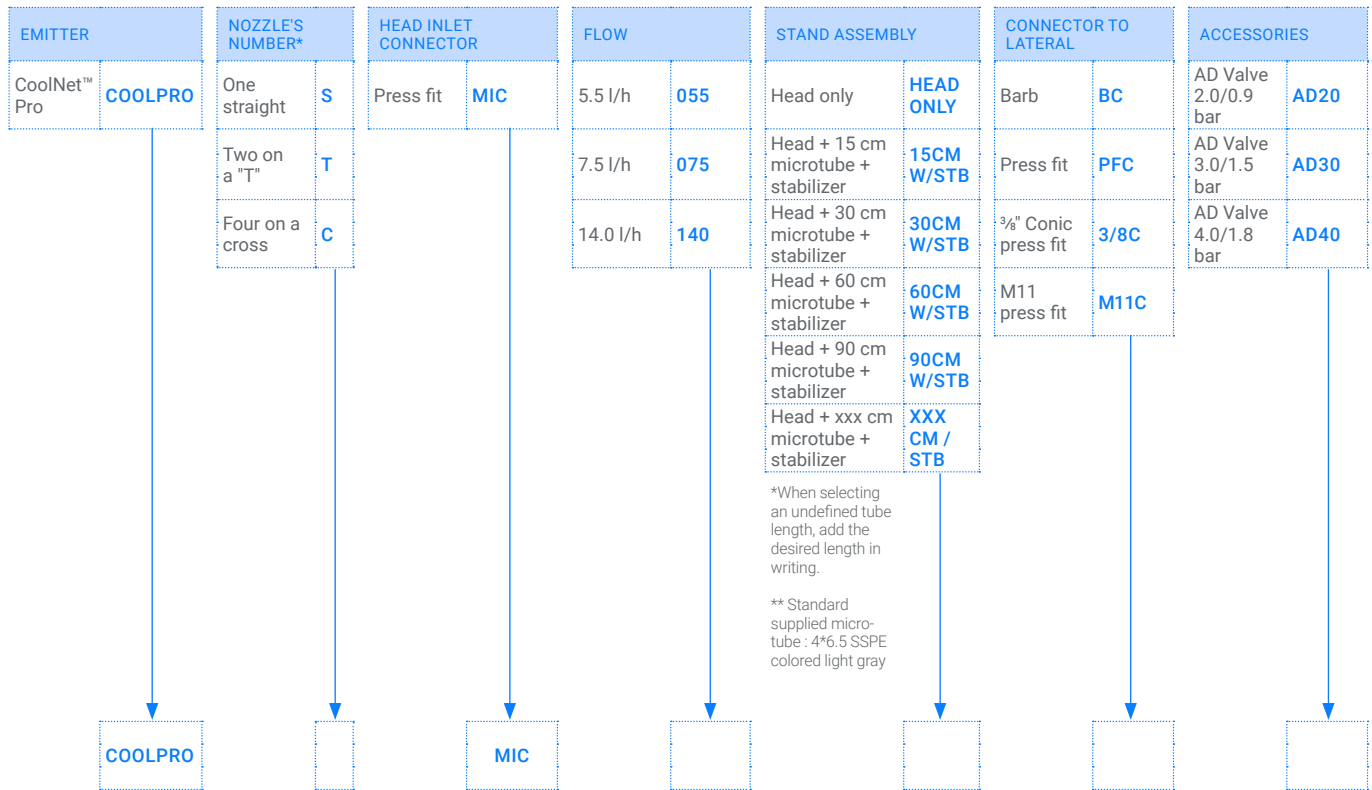
→ PACKAGING DATA

COOLNET™ PRO	QUANTITY P/BOX UNITS	BOX SIZE (CM X CM X CM)	BOX WEIGHT (KG)	BOXES P/PALLET	TOTAL UNITS P/PALLET	PALLET WEIGHT (KG)
HEAD , CROSS UNIT WITH MALE CONN	750	18 X 34 X 79	11.0	20	15,000	220
COMPLETE STAND (30 CM) W/STABILIZER & AD VALVE	125	28 X 28 X 57	8.4	32	4,000	269
COMPLETE STAND (60 CM) W/STABILIZER & AD VALVE	100	18 X 34 X 79	8.2	20	2,000	185
HEAD , T UNIT WITH MALE CONN	1,000	28 X 28 X 57	14.8	32	32,000	474
COMPLETE STAND (30 CM) W/STABILIZER & AD VALVE	150	28 X 28 X 57	9.9	32	4,800	317
COMPLETE STAND (60 CM) W/STABILIZER & AD VALVE	100	18 X 34 X 79	8.2	20	2,000	173
HEAD , ONE OUTLET	5,000	18 X 34 X 79	21.5	20	100,000	430

→ ORDERING INFORMATION

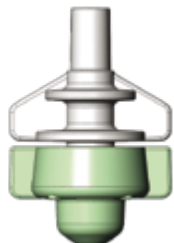
Flowchart to determine the desired product definition

How to use: To determine the desired product definition select one of every set of options displayed on the chart.




→ *NOZZLE'S NUMBER


CoolNet™ PRO SINGLE



CoolNet™ PRO TEE



CoolNet™ PRO CROSS



→ **CoolNet™ Pro HEAD ONLY**
(WITH MALE INLET CONNECTOR)

MODEL	SINGLE "S"	TEE "T"	CROSS "C"
055	63100-048600	63100-050000	63100-052000
075	63100-054000	63100-056300	63100-058300
140	63100-055900	63100-055950	63100-055980

→ **CoolNet™ Pro HEAD + AD VALVE 40**

MODEL	SINGLE "S"	TEE "T"	CROSS "C"
055	63100-049420	63100-050010	63100-052200
075			63100-058500
140			63100-055985

→ **CoolNet™ Pro ASSEMBLY STANDS**

CoolNet™ Pro, UD STAND, MODEL "S", FLOW YYY, MICRO-TUBE LENGTH XXX, STABILIZER, BARB CONNECTOR TO LATERAL PIPE, AD VALVE 40

MODEL	15 CM	30 CM	60 CM	90 CM
055	63100-049000	63100-049400		
075	63100-054300	63100-055100		
140				

CoolNet™ Pro, UD STAND, MODEL "S", FLOW YYY, MICRO-TUBE LENGTH XXX, STABILIZER, PRESS-FIT CONNECTOR TO LATERAL PIPE, AD VALVE 40

MODEL	15 CM	30 CM	60 CM	90 CM
055				
075	63100-054600	63100-055800		
140				

CoolNet™ Pro, UD STAND, MODEL "T", FLOW YYY, MICRO-TUBE LENGTH XXX, STABILIZER, BARB CONNECTOR TO LATERAL PIPE, AD VALVE 40

MODEL	15 CM	30 CM	60 CM	90 CM
055	63100-050300	63100-050700		
075	63100-056700	63100-057100		
140				

CoolNet™ Pro, UD STAND, MODEL "T", FLOW YYY, MICRO-TUBE LENGTH XXX, STABILIZER, PRESS-FIT CONNECTOR TO LATERAL PIPE, AD VALVE 40

MODEL	15 CM	30 CM	60 CM	90 CM
055		63100-050900	63100-051100	
075		63100-057300		
140				

CoolNet™ Pro UD STAND, MODEL "C", FLOW YYY, MICRO-TUBE LENGTH XXX, STABILIZER, BARB CONNECTOR TO LATERAL PIPE, AD VALVE 40

MODEL	15 CM	30 CM	60 CM	90 CM
055	63100-052400	63100-053100	63100-053960	63100-053980
075	63100-058900	63100-059600	63100-069960	
140				

CoolNet™ Pro, UD STAND, MODEL "C", FLOW YYY, MICRO-TUBE LENGTH XXX, STABILIZER, PRESS-FIT CONNECTOR TO LATERAL PIPE, AD VALVE 40

MODEL	15 CM	30 CM	60 CM	90 CM
055	63100-052700	63100-053500	63100-053965	
075	63100-059200	63100-060000	63100-070200	63100-071010
140	63100-055990	63100-055991		

Missing catalog numbers available upon request. All assembly stands include 4*6.5 mm gray SSPE micro-tube. Other stand combinations can be ordered based on the attached flowchart which can help determine the desired product requirement.

MistNet™

A gentle mister designed for under plant cooling and humidifying in greenhouses.



High Cooling & Humidification Efficiency



Bridge-Free Micro-Emitter



Long Lasting Performance

Applications



Upright Cooling



Upright Humidification

Benefits & Features

High Cooling & Humidification efficiency in upright installation below the plant

- ✔ MistNet™ has unique design for under canopy cooling and humidifying systems
- ✔ MistNet™ distribute micro sized droplets, at a relatively low pressure. It distribute an average droplet size of 120 micron in 3.0 bar

Keep your crop from drips damage

- ✔ **Drip-less micro-emitter.** MistNet™ Pro is designed as a bridgeless micro-emitter, preventing dripping

Durability and low maintenance

- ✔ **High quality & resistant.** Made of a highest quality material makes it durable and resistant to standard agrochemicals and nutrients and resistant to acid treatments
- ✔ **The components are interchangeable.** Flushing for maintenance can be done easily

Specs. & Recommendations

- **2 different flow rates:** 15, 25 L/H
- **Nominal flow rate at:** 2.7 bar
- **Recommended pressure range:** 2.5 - 5.0 bar
- **1 types of inlet connector:** Press fit, male inlet
- **1 configuration:** Straight, 1 nozzle
- **Nozzle color coded for easy identification of the flow rate:**
15 L/H Yellow
25 L/H Brown
- Acid resistant (AA) raw materials, thus allowing the application chemicals to pass through the system. The system can be cleaned by application of suitable acid treatments
- ***Recommended filtration:** 130 mic. / 120 mesh

***Note:** Filtration method shall be selected based on the type and concentration of the dirt particles contained in the water. Wherever sand exceeding 2 ppm exists in the water, a Hydrocyclone shall be installed before the main filter. Wherever sand/ silt/ clay solids exceed 100 ppm, pre-treatment shall be applied according to Netafim™ instructions

→ TECHNICAL DATA

MODEL	NOZZLE CODE COLOR	NOZZLE SIZE DIAMETER (MM)	CONSTANT K	EXPONENT X	RECOMMENDED WORKING PRESSURE (BAR)
015	YELLOW	1.10	3.30	0.46	3.0
025	BROWN	1.30	5.40	0.46	3.0

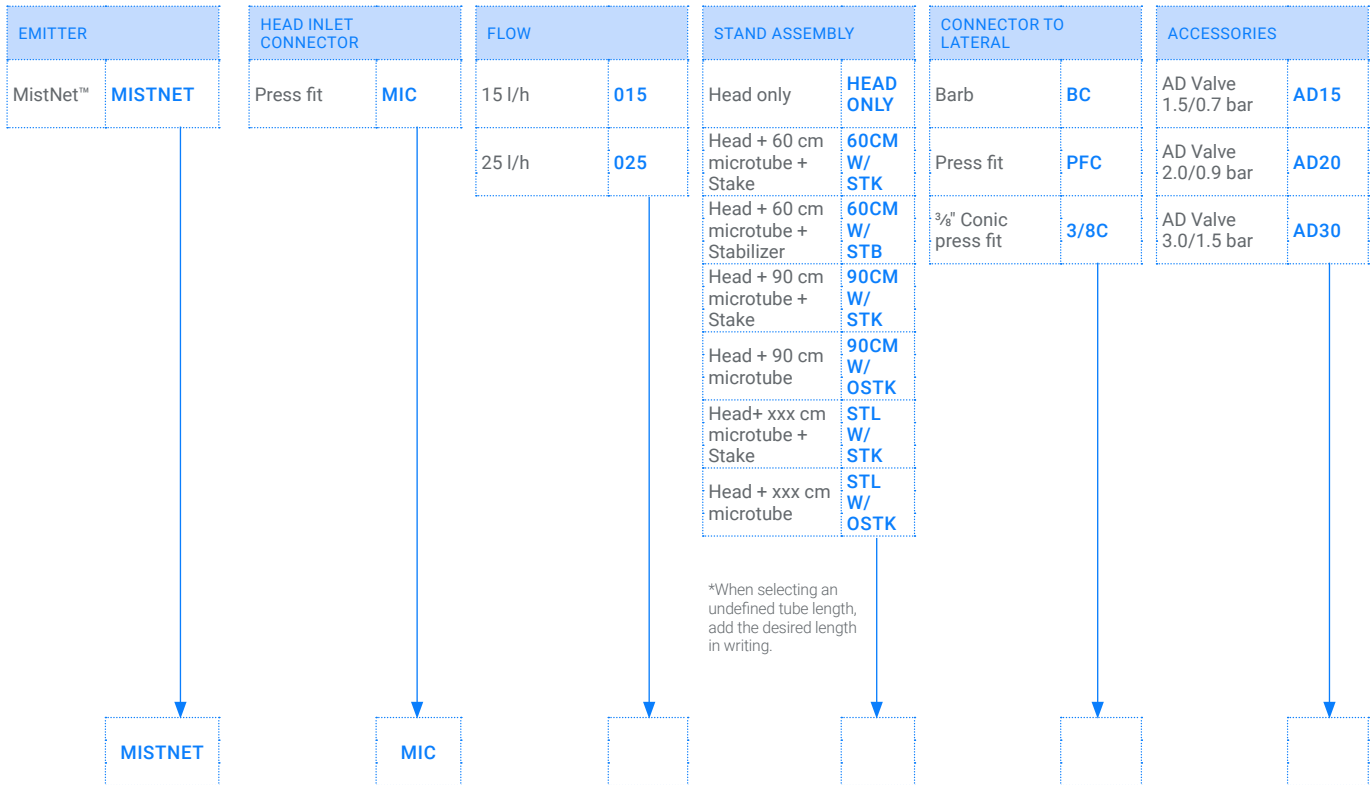
→ PACKAGING DATA

MISTNET™	QUANTITY P/BOX UNITS	BOX SIZE (CM X CM X CM)	BOX WEIGHT (KG)	BOXES P/PALLET	TOTAL UNITS P/PALLET	PALLET WEIGHT (KG)
HEAD ONLY	4,500	18 X 34 X 79	19.5	20	90,000	390
COMPLETE STAND, 60 CM TUBE W/STAKE	100	18 X 34 X 79	7.3	20	2,000	159
COMPLETE STAND, 60 CM TUBE W/O STAKE	300	18 X 34 X 79	15.8	20	6,000	329
COMPLETE STAND, 90 CM TUBE W/STAKE	150	28 X 27 X 113	6.8	16	2,400	193
COMPLETE STAND, 90 CM TUBE W/O STAKE	300	28 X 27 X 113	13.8	16	4,800	221

→ ORDERING INFORMATION

Flowchart to determine the desired product definition

How to use: To determine the desired product definition select one of every set of options displayed on the chart.



HEAD ONLY (WITH MALE INLET CONNECTOR)

MODEL	SINGLE "S"	SINGLE "S" 100 UNITS/BAG
015	63100-040100	63100-040120
025	63100-040000	63100-040020

Missing catalog numbers available upon request


Other stand combinations can be ordered based on the attached flowchart which can help determine the desired product requirement




/ CoolNet™ Pro &
MistNet™ Components

→ CoolNet™ Pro & MistNet™ COMPONENTS


CoolNet™ Pro CROSS BODY

	CATALOG NUMBER
	63120-001700

CoolNet™ Pro "T" BODY

	CATALOG NUMBER
	63120-001500


CoolNet™ Pro & MistNet™ "S" BODY

	CATALOG NUMBER
	63120-001600

CoolNet™ Pro NOZZLE

	5.5 LIGHT GREEN
	63120-003000
	7.5 SILVER GRAY
	63120-003200
	14.0 SKY BLUE
	63120-003300


MistNet™ NOZZLE

	15.0 YELLOW
	63120-004000
	25.0 BROWN
	63120-002500


CoolNet™ Pro PLUGGED NOZZLE

	ORANGE
	63120-001850

CoolNet™ Pro & MistNet™ "O"-RING

	CATALOG NUMBER
	63120-001050

CoolNet™ Pro & MistNet™ DIFFUSER

	CATALOG NUMBER
	63120-001800

MALE/MALE CONNECTOR

	LIGHT GRAY
	63000-001450

A close-up of a micro-sprinkler head on a black riser pipe, spraying a fine mist of water. The background is a dense field of green plants, all rendered in a monochromatic blue color scheme.


Micro-Sprinklers & Micro-Emitters Upside-Down Stands Complementary Accessories




For Protected Crops

→ MICRO-SPRINKLERS & MICRO-EMITTERS UPSIDE-DOWN STANDS COMPLEMENTARY ACCESSORIES


AD VALVE, MALE/FEMALE

	BLUE PIN 1.5 BAR/0.7 BAR
	63000-002980
	PURPLE PIN 2.0 BAR/0.9 BAR
	63000-003000
	GREEN PIN 3.0 BAR/1.5 BAR
63000-003100	
ORANGE PIN 4.0 BAR/1.8 BAR	
63000-003200	


AD VALVE, 3/8" CONIC THREADED /BARB + ASSEMBLY FINGER FILTER

	BLUE PIN 1.5 BAR/0.7 BAR
	63000-003260
	PURPLE PIN 2.0 BAR/0.9 BAR
	63000-003240
	GREEN PIN 3.0 BAR/1.5 BAR
63000-003280	
ORANGE PIN 4.0 BAR/1.8 BAR	
63000-003295	

AD VALVE, BARB/BARB

	BLUE PIN 1.5 BAR/0.7 BAR
	63000-003303
	PURPLE PIN 2.0 BAR/0.9 BAR
	63000-003305
	GREEN PIN 3.0 BAR/1.5 BAR
63000-003310	
ORANGE PIN 4.0 BAR/1.8 BAR	
63000-003315	


AD VALVE, 3/8" CONIC THREADED/BARB

	BLUE PIN 1.5 BAR/0.7 BAR
	63000-003250
	PURPLE PIN 2.0 BAR/0.9 BAR
	63000-003230
	GREEN PIN 3.0 BAR/1.5 BAR
63000-003270	
ORANGE PIN 4.0 BAR/1.8 BAR	
63000-003290	


FINGER FILTER

	CATALOG NUMBER
	63000-001060

BARB/FLAT FEMALE CONNECTOR

	CATALOG NUMBER
	63000-002450

STABILIZER

	CATALOG NUMBER
	63000-002910

BARB/FEMALE CONNECTOR

	GRAY
	63000-001950

BARB/MALE CONNECTOR

	GRAY
	63000-002060

BARB/BARB CONNECTOR

	GRAY
	63000-001350

MALE/MALE CONNECTOR

	GRAY
	63000-001450

3/8" CONIC THREADED/FEMALE CONN.

	GRAY
	63000-002120

3/8" CONIC THREADED/FEMALE CONN. + ASSEMBLY FINGER FILTER

	GRAY
	63000-002140


M11 THREADED/FEMALE CONNECTOR + ASSEMBLY FINGER FILTER

	GRAY
	63000-002180


M11 THREADED/FEMALE CONNECTOR

	GRAY
	63000-002170


PLUG

	BLUE
	63000-002400


BARBED PRESSURE MEASURING POINT

	CATALOG NUMBER
	63000-002800


1/4" UNF MALE THREADED, PRESSURE MEASURING POINT. ON A PVC PIPE, DRILL: 5.2 MM SCREW-TAP: 1/4-28 UNF

	CATALOG NUMBER
	63000-002700

1/8" BSP MALE THREADED, PRESSURE MEASURING POINT. ON A PVC PIPE, DRILL: 8.5 MM SCREW-TAP: 1/8-28 BSP

	CATALOG NUMBER
	63000-002750


SCREEN FILTER CONNECTOR

	CATALOG NUMBER
	63000-003400


"T" FEMALE/FEMALE/FEMALE

	GRAY
	63000-000910

MALE/MALE ADAPTER TO "DAN" STANDS

	BLUE
	63000-002600

FEM./FE. ADAPTER TO "DAN" STANDS

	BLUE
	63000-002510

Pulsar™ with CoolNet™ Pro Head

Pressure compensated emitter for cooling and humidification in upside down installation.



Simple Operation



Pressure Compensated

Applications



Air Cooling in greenhouses



Increase relative humidity in greenhouses

Benefits & Features

Simple operation

- ✓ Pulsar™ with CoolNet™ Pro design to provide several pulses per minute, according to the selected flow rate, ensure continuous water distribution over a large area in full coverage

Pressure compensated

- ✓ Pulsar™ with CoolNet™ Pro is a pressure compensated device with static micro-emitter ensures equal amounts of water are delivered over a pressure range, with high uniformity of water distribution along the laterals. It consists of a Pressure Compensated dripper, a micro tube, a Pulsar chamber with an air bag inside, an Anti Drain valve and CoolNet™ Pro head

Easy installation & maintenance

- ✓ Pulsar™ with CoolNet™ Pro is designed for upside-down installation
- ✓ The product is modular and can be disassembled easily for maintenance
- ✓ The product is made of plastic materials resistant to standard nutrients used in agricultural



Specifications & Recommendations

- **5 different flow rates:** 8, 12, 15 L/H
- **Minimum pressure at the AD valve:**
3.5 bar for anti drain Valve with purple pin
- **Pressure regulation range:** 3.5-4.0 micro-emitter type: CoolNet™ Pro 14.0 x 4 cross model
- **Pulse operation:** The pulse on-time and off-time is depended on the dripper flow rate and can't be contoller by system controller as done with standalone CoolNet™ Pro
- **Installation recommendations:**
 - 3.0 x 3.0m rectangular pattern, as high it is possible, all the emitters at the same level
 - Upside installation
- **Color code:**
 - **CoolNet Pro nozzle color code:** 4X14.0 1 Sky Clue
 - **PCJ Dripper:** Colored coded according to the flow rate: 8 L/H Green, 12 L/H Fuchsia, 15 L/H Black
- **Note:** To assure proper operation of the pulsar in upside-down installation, verify that the hydraulic system includes air release valves. According to Netafim expert team's instructions
- ***Recommended filtration:**
Recommended filtration: 130 micron / 120 mesh

*Note: Filtration method shall be selected based on the type and concentration of the dirt particles contained in the water. Wherever sand exceeding 2 ppm exists in the water, a Hydrocyclone shall be installed before the main filter. Wherever sand/ silt/ clay solids exceed 100 ppm, pre-treatment shall be applied according to Netafim™ instructions

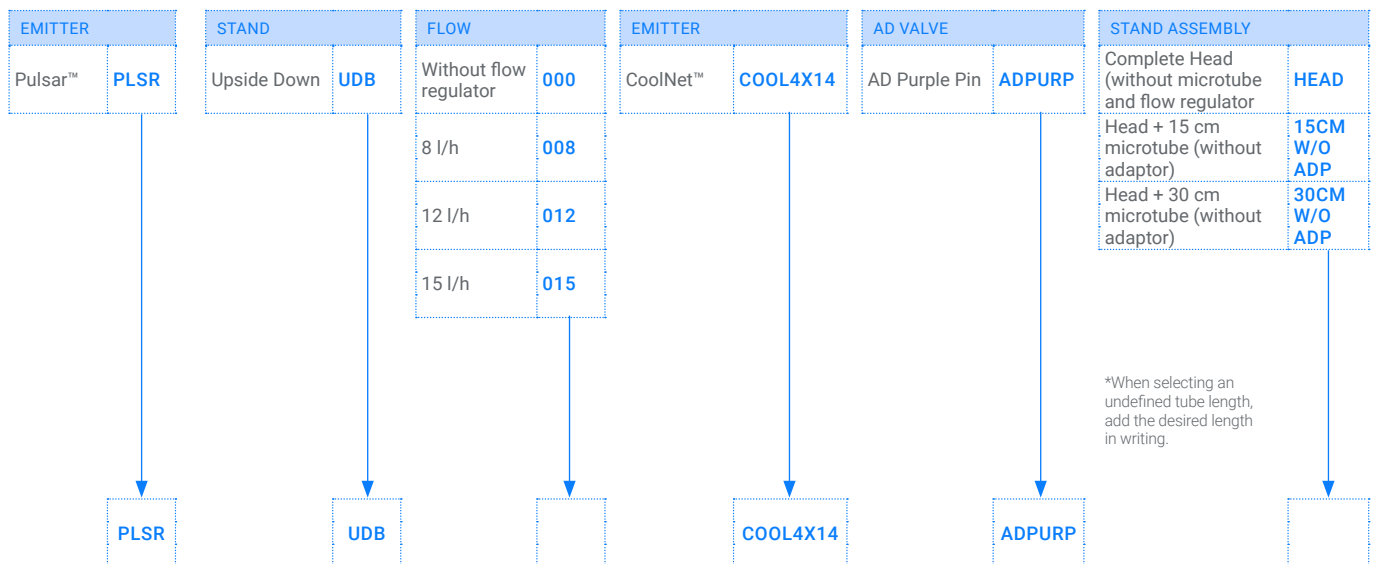
→ PACKAGING DATA

PULSAR™	QUANTITY P/BOX UNITS	BOX SIZE (CM X CM X CM)	BOX WEIGHT (KG)	BOXES P/PALLET	TOTAL UNITS P/PALLET	PALLET WEIGHT (KG)
COMPLETE UD STAND (30 CM)	100	28 X 27 X 113	7.6	16	1,600	122

→ ORDERING INFORMATION

Flowchart to determine the desired product definition

How to use: To determine the desired product definition select one of every set of options displayed on the chart.



→ DESCRIPTION AND CATALOG NUMBER SAMPLE

PLSR UDB 008 COOL4X14 ADPURP 15CM

CATALOG NUMBER: 63700-004300

Product components: Pulsar™, Flow regulator 8.0 l/h, 15 cm gray micro-tube, tube with barb inlet connector, AD valve with purple pin, CoolNet™ Pro head.

Pulsar™ with VibroNet™ Head

Pressure compensated emitter for irrigation of germination table in upside down installation.



Water Efficiency



Pressure Compansated



Easy Installation

Applications



Upside down germination in pulses

Benefits & Features

Water efficiency

- ✓ Pulsar™ with VibroNet™ design to provide several pulses per minute, according to the selected flow rate, ensure continuous pulse-irrigation over a large area in full coverage with gentle droplets to increase germination efficiency
- ✓ Pulsar™ with VibroNet™ Pro is a pressure compensated device with static micro-emitter ensures equal amounts of water are delivered over a pressure range, with high uniformity of water distribution along the laterals. It consists of a pressure compensated dripper, a micro tube, a Pulsar™ chamber with an air bag inside, an anti-drain valve and VibroNet™ head

Easy installation

- ✓ Pulsar™ with VibroNet™ is designed for upside-down installation

Long-lasting performance

- ✓ The product is made of plastic materials resistant to standard nutrients used in agricultural



Specifications & Recommendations

- **5 different flow rates:** 8, 12, 15, 20 L/H
- **Minimum pressure at the AD valve:**
3.5 bar for Anti Darin Valve with purple pin
- **Pressure regulation range:** 3.5-4.0
- **Micro-emitter type:** VibroNet™ 50 L/H
- **Pulse operation:** The pulse on-time and off-time is depended on the dripper flow rate
- **Installation recommendations:**
 - 1.6 x 1.6 to 2.0 x 2.0 meters rectangular shape
 - Upside installation, 1.5 meter above the crop
- **Color code:**
 - **VibroNet™ nozzle color code:** 50 L/H Green
 - **PCJ Dripper:** Colored coded according to the flow rate: 8 L/H Green, 12 L/H Fuchsia, 15 L/H Black, 20 L/H Orange & Black
- **Note:** To assure proper operation of the pulsar in upside-down installation, verify that the hydraulic system includes air release valves. According to Netafim expert team's instructions
- ***Recommended filtration:**
Recommended filtration: 130 micron / 120 mesh

*Note: Filtration method shall be selected based on the type and concentration of the dirt particles contained in the water. Wherever sand exceeding 2 ppm exists in the water, a Hydrocyclone shall be installed before the main filter. Wherever sand/ silt/ clay solids exceed 100 ppm, pre-treatment shall be applied according to Netafim™ instructions

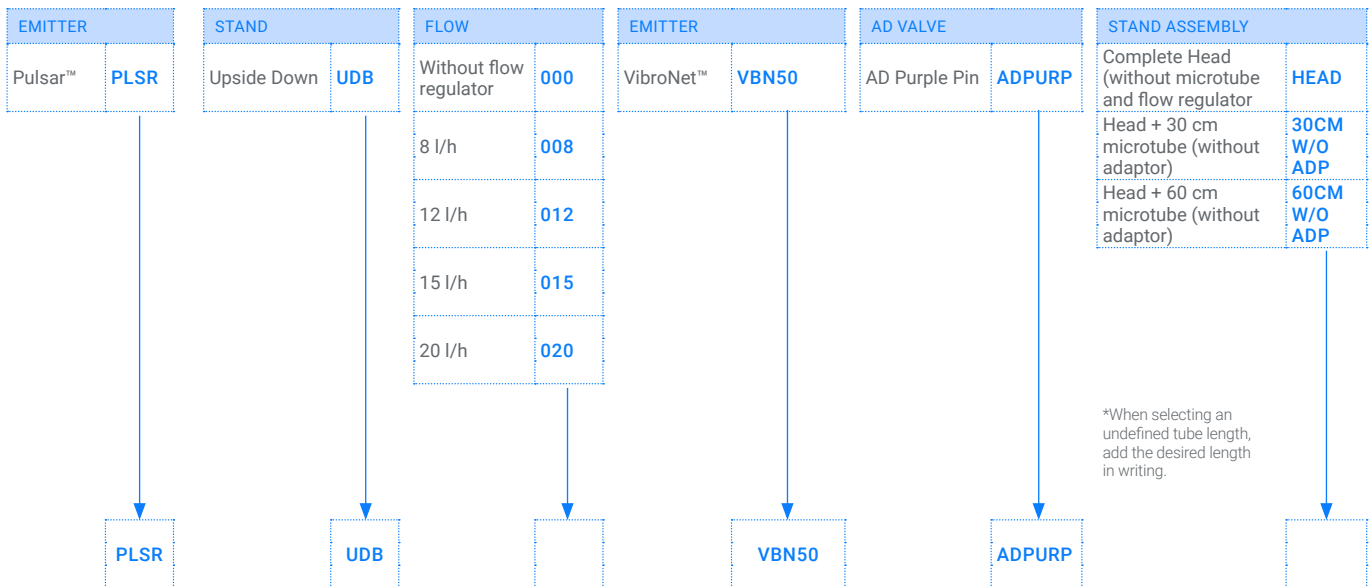
→ PACKAGING DATA

PULSAR™	QUANTITY P/BOX UNITS	BOX SIZE (CM X CM X CM)	BOX WEIGHT (KG)	BOXES P/PALLET	TOTAL UNITS P/PALLET	PALLET WEIGHT (KG)
COMPLETE UD STAND (30 CM.)	100	28 X 27 X 113	6.8	16	1600	109

→ ORDERING INFORMATION

Flowchart to determine the desired product definition

How to use: To determine the desired product definition select one of every set of options displayed on the chart.



→ DESCRIPTION AND CATALOG NUMBER SAMPLE

PLSR UDB 012 VBN50 ADPURP 30CM GRAY

CATALOG NUMBER: 63700-011500

Product components: Pulsar™, Flow regulator 12 l/h, 30 cm gray micro-tube, tube with barb inlet connector, AD valve with purple pin, VibroNet™ head.

PC Spray Stakes

Pressure compensated spray stake for efficient watering of potted plants and nursery containers.



Uniform water and fertilizers distribution



Multiple options



Secure shut-off with CNL mechanism

Applications



Irrigation of Potted Plants and Nursery Containers

Benefits & Features

Uniform water and fertilizers distribution

- ✔ The PC Spray Stake is designed to achieve efficient wetting pattern of the of the soil mix. The spray pattern is angled downward to keep the spray on the soil within the pot wall. It can be supplied as pre-assembled unit, consists of a Pressure Compensated dripper (PCJ), a 3*5 micro tube, elbow adapter and Spray Stake

Uniform wetting pattern over the entire surface

- ✔ The PC Spray Stake is assembled with a PCJ dripper ensures every pot in the entire system receives exactly the same amount of water

Secured anti-drain CNL mechanism

- ✔ PC Spray Stake can be assembled with PCJ with CNL feature. At the end of irrigation cycle, in a certain shut-off pressure, the CNL mechanism prevents the system from draining and the pipes remain full of water and ready for the next irrigation cycle

Multiple options

- ✔ The Spray Stake is designed for two spray patterns: single side or two sides, adaptable to suit every substrate surface or container

Simple, Secure Shut-Off

- ✔ PC Spray Stake is designed also with special side-blocked option. This option allow the user to connect the nipple and the micro-tube to the side-blocked option, in order to close-off the Spray Stake flow

Specifications & Recommendations

- **Suitable for different PCJ flow rates:**
12, 20, 25, 30, 35, 40 L/H
- **Recommended pressure range:**
1.5-4.0 bar (1.8-4.0 bar in the 40 l/h model)
- **2 types of spray pattern:** Single-one side, Double-two sides
- Stake color coded for easy identification of the flow rate
- Made of UV-protected materials, durable to all climate conditions and nutrients injected in agricultural applications.
- ***Rec. filtration:** 130 mic. / 120 mesh*

***Note:** Filtration method shall be selected based on the type and concentration of the dirt particles contained in the water. Wherever sand exceeding 2 ppm exists in the water, a Hydrocyclone shall be installed before the main filter. Wherever sand/ silt/ clay solids exceed 100 ppm, pre-treatment shall be applied according to Netafim™ instructions


→ TECHNICAL DATA

SUITABLE DRIPPER FLOW RATE L/H	SPRAY STAKE COLOR CODE	SPRAY PATTERN TYPE	AVERAGE WETTED RADIUS FOR EACH SIDE (M)*	FLOW REGULATOR CODE COLOR
12	FUCHSIA	ONE SIDE	0.22-0.25	FUCHSIA + BLACK
20	GRAY	ONE SIDE	0.22-0.25	ORANGE + BLACK
20	LIGHT GRAY	TWO SIDES	0.22-0.25	ORANGE + BLACK
25	GRAY	ONE SIDE	0.22-0.25	ORANGE + LIGHT GRAY
25	LIGHT GRAY	TWO SIDES	0.22-0.25	ORANGE + LIGHT GRAY
30	BROWN	ONE SIDE	0.22-0.25	ORANGE + BROWN
30	LIGHT BROWN	TWO SIDES	0.22-0.25	ORANGE + BROWN
35	BLUE	ONE SIDE	0.22-0.25	ORANGE + LIGHT BLUE
35	LIGHT BLUE	TWO SIDES	0.22-0.25	ORANGE + LIGHT BLUE
40	BLUE	ONE SIDE	0.22-0.25	ORANGE + BLUE
40	LIGHT BLUE	TWO SIDES	0.22-0.25	ORANGE + BLUE

* Within pressure range 1.54.0- bar (1.84.0- bar in the 40 l/h model)

→ PACKAGING DATA

QUANTITY P/BOX (UNITS)	BOX SIZE (CM X CM X CM)	BOX WEIGHT (KG)	BOXES P/PALLET
500	27 X 28 X 113	9.5	16

PRODUCT IMAGE	COLOR CODE	DESCRIPTION	SPRAY PATTERN TYPE	1 UNIT	50 UNITS PER BAG
	FUCHSIA	PC SPRAY STAKE FUCHSIA ONE SIDE A	ONE SIDE	22500-002000	22500-002030
	GRAY	PC SPRAY STAKE DARK GRAY ONE SIDE B	ONE SIDE	22500-002100	22500-002130
	LIGHT GRAY	PC SPRAY STAKE LIGTH GRAY TWO SIDE C	TWO SIDES	22500-002200	22500-002230
	BLUE	PC SPRAY STAKE BLUE ONE SIDE D	ONE SIDE	22500-002400	22500-002420
	LIGHT BLUE	PC SPRAY STAKE LIGHT BLUE TWO SIDE E	TWO SIDES	22500-002650	22500-002670
	BROWN	PC SPRAY STAKE BROWN ONE SIDE F	ONE SIDE	22500-002720	22500-002740
	LIGHT BROWN	PC SPRAY STAKE LIGHT BROWN TWO SIDE G	TWO SIDES	22500-003000	22500-003100

→ **PC SPRAY STAKES ASSEMBLY**

WITH PCJ-CNL DRIPPER IN DIFFERENT FLOW RATES, 100CM 3*5 MICRO-TUBE AND ELBOW ADAPTER

PCJ MODEL	PC SPRAY STAKE COLOR CODE	SPRAY PATTERN TYPE	CATALOG NUMBER FOR 1 UNIT
12 L/H	FUCHSIA	ONE SIDE	40200-035100
20 L/H	GRAY	ONE SIDE	40200-035200
20 L/H	LIGHT GRAY	TWO SIDES	40200-035300
25 L/H	GRAY	ONE SIDE	40200-035400
25 L/H	LIGHT GRAY	TWO SIDES	40200-035500
30 L/H	BROWN	ONE SIDE	40200-037200
30 L/H	LIGHT BROWN	TWO SIDES	40200-037300
35 L/H	BLUE	ONE SIDE	40200-037600
35 L/H	LIGHT BLUE	TWO SIDES	40200-037700
40 L/H	BLUE	ONE SIDE	40200-037800
40 L/H	LIGHT BLUE	TWO SIDES	40200-037900

*Can be ordered with different micro-tube lengths

→ **PC-CNL SPRAY STAKES ASSEMBLY**

WITH PCJ-CNL DRIPPER IN DIFFERENT FLOW RATES, 100CM 3*5 MICRO-TUBE AND ELBOW ADAPTER

PCJ MODEL	PC SPRAY STAKE COLOR CODE	SPRAY PATTERN TYPE	CATALOG NUMBER FOR 1 UNIT
12 L/H	FUCHSIA	ONE SIDE	40200-036000
20 L/H	GRAY	ONE SIDE	40200-036100
20 L/H	LIGHT GRAY	TWO SIDES	40200-036200
25 L/H	GRAY	ONE SIDE	40200-036300
25 L/H	LIGHT GRAY	TWO SIDES	40200-036400
30 L/H	BROWN	ONE SIDE	40200-038500
30 L/H	LIGHT BROWN	TWO SIDES	40200-038600
35 L/H	BLUE	ONE SIDE	40200-038700
35 L/H	LIGHT BLUE	TWO SIDES	40200-038800
40 L/H	BLUE	ONE SIDE	40200-038900
40 L/H	LIGHT BLUE	TWO SIDES	40200-039000

*Can be ordered with different micro-tube lengths

Spray Stakes

Non pressure compensated spray stake for simple watering of potted plants and nursery containers.



Uniform water and fertilizers distribution



Simple, Secure Shut-Off



Multiple flow options

Applications



Irrigation of Potted Plants and Nursery Containers

Benefits & Features

Uniform water and fertilizers distribution

- ✓ The Spray Stake is designed to achieve efficient wetting pattern of the of the soil mix. The Spray Stake has spray direction indicator for faster and accurate installations

Simple, Secure Shut-Off

- ✓ The Spray Stake is designed also with special side-blocked option. This option allow the user to connect the micro-tube to the side-blocked option, in order to close-off the Spray Stake flow

Multiple options

- ✓ The Spray Stake is designed to provide a variety of flow rates

Option for uniform wetting pattern over the entire surface

- ✓ The Spray Stake can be assembled with a PC dripper (a pressure compensated dripper), to add a pressure compensation mechanism and anti-drain functionality

Specifications & Recommendations

- **Flow rates:** 12, 17, 22 L/H
- **Maximum operation pressure range:** 3.0 bar
- Stake color coded for easy identification of the flow rate
- Made of UV-protected materials, durable to all climate conditions and nutrients injected in agricultural applications.
- **Container size recommendations:**
 - **12 L/H** Yellow Spray Stake
20 liter container
 - **20 L/H** Green Spray Stake
40 liter container
 - **22 L/H** Black Spray Stake
120 liter container
- To be assembled with 3*5 PE micro-tube
- ***Rec. filtration:** 130 micron / 120 mesh

***Note:** Filtration method shall be selected based on the type and concentration of the dirt particles contained in the water. Wherever sand exceeding 2 ppm exists in the water, a Hydrocyclone shall be installed before the main filter. Wherever sand/ silt/ clay solids exceed 100 ppm, pre-treatment shall be applied according to Netafim™ instructions

→ TECHNICAL DATA

MAXIMUM WORKING PRESSURE (BAR)	NOMINAL FLOW RATE (L/H)*	WATER PASSAGES DIMENSIONS**			CONSTANT K	EXPONENT X
		WIDTH (MM)	DEPTH (MM)	LENGTH (MM)		
2.0	12.0	1.04	0.73	10.50	3.795	0.50
	17.0	1.34	1.05	10.50	5.376	0.50
	22.0	1.57	1.30	10.50	6.957	0.50

* At 1.0 bar pressure

**The Spray Stake water passages has a triangular shape



→ PACKAGING DATA

STAKE MODEL	NOMINAL FLOW (L/H)	QUANTITY UNITS	DIMENSIONS (CM X CM X CM)	BOX WEIGHT (KG)
YELLOW	12	2000	28 X 28 X 57	5.5
GREEN	17	2000	28 X 28 X 57	5.5
BLACK	22	2000	28 X 28 X 57	5.5

→ CATALOG NUMBERS

STAKE MODEL	MODEL	1 UNIT
YELLOW	12	22500-001000
GREEN	17	22500-001100
BLACK	22	22500-001200

→ SPRAY STAKES ACCESSORIES

	BUTTERFLY STOPPER	1 UNIT	22500-001300
		100/BAG	22500-001330
	EXTENSION UNIT	1 UNIT	22500-001400
		50/BAG	22500-001420


/ Flexible Pipes

FlexNet™

Innovative mainline and sub-mainline piping solutions that are easy to install, retrieve and relocate. Sub main for all drip irrigation and sprinkler systems and water delivery pipes.



FlexNet™



FlexNet™ HP



Flexible



Portable



Leak free

Benefits & Features

- ✓ Reduced labor through simple and fast installation and retrieval, that is achieved due to low product weight, pre-ordered welded outlets at a spacing that match farmer needs, and specially-designed dripperline connectors that require no glue or Teflon
- ✓ Reduced weeding and muddy spots thanks to perfect sealing between the patented outlets and the pipe, that are guaranteed to provide top performance over many years
- ✓ Dripperlines remain in the same position throughout the entire season due to avoidance of the "snaking" phenomenon that is prevalent with other sub-main pipes in the market
- ✓ Product longevity is achieved through unique weaving that provides both strength and light weight and thus allow numerous layings and retrievals
- ✓ White colored for high thermal resistance, high chemical resistance and UV resistance
- ✓ Full suite of auxiliary products that ensure simplicity, connectivity and maintenance that guarantees product's extended performance

Specifications & Recommendations

	FLEXNET™	FLEXNET HP™
ISO 16438 STANDARD COMPATABILITY	✓	✓
AVAILABLE DIAMETERS	2", 3", 4", 5", 6", 8", 10", 12"	2", 3", 4", 6", 8"
COIL LENGTH	50 OR 100 METER	50 OR 100 METER
WELDED OUTLET COLOR	GREEN	GREEN
COLOR STRIP FOR EASY IDENTIFICATION	BLACK	GREEN
RAW MATERIAL	PP	PP
MAXIMUM WORKING PRESSURE	DEPENDING ON PIPE DIAMETER (SEE TABLE BELOW)	

→ FlexNet™ HP CATALOG NUMBERS

DIAMETER	DISTANCE BETWEEN OUTLETS (M)	COIL LENGTH 100 METER
2"/51MM	5.0	43000-007240
3"/78MM	5.0	43000-010225

DIAMETER	DISTANCE BETWEEN OUTLETS (M)	COIL LENGTH 96 METER
2"/51MM	6.0	
3"/78MM	6.0	43000-010250

DIAMETER	DISTANCE BETWEEN OUTLETS (M)	COIL LENGTH 98 METER
2"/51MM	7.0	43000-007252
3"/78MM	7.0	43000-010270

DIAMETER	DISTANCE BETWEEN OUTLETS (M)	COIL LENGTH 96 METER
2"/51MM	8.0	43000-007275
3"/78MM	8.0	43000-010285

DIAMETER	DISTANCE BETWEEN OUTLETS (M)	COIL LENGTH 99 METER
2"/51MM	9.0	43000-007288
3"/78MM	9.0	43000-010320

DIAMETER	DISTANCE BETWEEN OUTLETS (M)	COIL LENGTH 100 METER
2"/51MM	10.0	43000-007360
3"/78MM	10.0	43000-010300

DIAMETER	DISTANCE BETWEEN OUTLETS (M)	COIL LENGTH 96 METER
2"/51MM	12.0	43000-007419
3"/78MM	12.0	

DIAMETER	DISTANCE BETWEEN OUTLETS (M)	COIL LENGTH 108 METER
2"/51MM	14.0	
3"/78MM	14.0	43000-010570

DIAMETER	DISTANCE BETWEEN OUTLETS (M)	COIL LENGTH 108 METER
2"/51MM	18.0	
3"/78MM	18.0	43000-010590

→ FlexNet™ CATALOG NUMBERS

DIAMETER	DISTANCE BETWEEN OUTLETS (M)	COIL LENGTH 100 METER
2"/51MM	5.0	43002-000760
3"/78MM	5.0	

DIAMETER	DISTANCE BETWEEN OUTLETS (M)	COIL LENGTH 102 METER
2"/51MM	6.0	43002-000765
3"/78MM	6.0	43002-002162

DIAMETER	DISTANCE BETWEEN OUTLETS (M)	COIL LENGTH 98 METER
2"/51MM	7.0	43002-000770
3"/78MM	7.0	

DIAMETER	DISTANCE BETWEEN OUTLETS (M)	COIL LENGTH 96 METER
2"/51MM	8.0	43002-000775
3"/78MM	8.0	

DIAMETER	DISTANCE BETWEEN OUTLETS (M)	COIL LENGTH 99 METER
2"/51MM	9.0	43002-000780
3"/78MM	9.0	

DIAMETER	DISTANCE BETWEEN OUTLETS (M)	COIL LENGTH 100 METER
2"/51MM	10.0	43002-001000
3"/78MM	10.0	

DIAMETER	DISTANCE BETWEEN OUTLETS (M)	COIL LENGTH 96 METER
2"/51MM	12.0	43002-001012
3"/78MM	12.0	43002-002152

Missing catalog numbers available upon request

Different coil lengths achieve the need to supply at the beginning and the end of the coil "half" the distance between outlets


→ FlexNet™ ACCESSORIES FOR SPRINKLERS SYSTEM

PRODUCT PICTURE	PRODUCT DESCRIPTION	CATALOG NUMBER
	FEMALE PRESS FIT CONN. + 1.2 METER 9*12 TUBE + BARB/MALE F&S CONNECTION These 3 products are supplied assembled, and as separate products in the same box: flat female/1/2" male threaded s&f conn. + Stake adapter that fits a 6 mm rod	64020-006150
	IMP SPR STAND 9*12 120CM W/O STK F&S FLX	64520-004910
	SPR STAND QUICK CONN MALE/BARB 12+"O" RING	65080-005060
	SPR STAND FTN F&S CONN FEMALE/ 1/2" MTH	65080-005210
	SPR STAND F&S CONN LOCKING SLEEVE 12	65080-005090
	MEGA-BASE	64520-002480
	MEGA-SUPPORTING ARM	64520-002485
	MEGA-RISER 1/2" 0.4 METER LENGTH 1/2" MALE THREADED - 1/2" FEMALE THREADED	64520-002490
	METAL ROD, 6 MM DIAMETER, 100 CM LENGTH	65080-001100
	METAL ROD, 6 MM DIAMETER, 120 CM LENGTH	65080-001200
	METAL ROD, 8 MM DIAMETER, 100 CM LENGTH	65080-001600
	METAL ROD, 8 MM DIAMETER, 120 CM LENGTH	65080-001700

* For more information please see Netafim™ Micro Sprinklers, Micro Emitters & Sprinklers catalogue

→ NetaStand™ CATALOG NUMBERS

PRODUCT PICTURE	PRODUCT DESCRIPTION	CATALOG NUMBER
	BASE NETASTAND FTH 1/2"-24/CAR: BASE FOR 1/2" RISER. ORDER BY BOX: 1 BOX CONTAIN 24 UNITS	60101-000900
	BASE NETASTAND FTH 3/4"-24/CAR. BASE FOR 3/4" RISER. ORDER BY BOX: 1 BOX CONTAIN 24 UNITS	60101-000901
	MEGA-RISER 1/2"- 0.4 M LENGTH - 1/2" MTH - 1/2" FTH	64520-002490
	PLASTIC RISER 3/4" M-F TH 40CM COMPLETE	60101-000650
	NetaStand™ 9M FXN HPPP 2" W/ 2"CONC 120 SETS/PALLET	60101-000964
	NetaStand™ 10M FXN HPPP 2" W/2"CONC 120 SETS/PALLET	60101-000965
	NetaStand™ 12M FXN HPPP 2" W/2"CONC 120 SETS/PALLET	60101-000966
	NetaStand™ 15M FXN HPPP 3" W/3"CONC 70 SETS/PALLET	60101-000967
	NetaStand™ 9M FXN HPPP 2" W/ 2"CONC 4 SETS/BOX	60101-000960
	NetaStand™ 10M FXN HPPP 2" W/ 2"CONC 4 SETS/BOX	60101-000961
	NetaStand™ 12M FXN HPPP 2" W/ 2"CONC 4 SETS/BOX	60101-000962
	NetaStand™ 15M FXN HPPP 3" W/ 3"CONC 4 SETS/BOX	60101-000963



Micro-Tubes & Tubes Complementary Accessories

→ MICRO-TUBES AND TUBES, COMPLEMENTARY ACCESSORIES

SPE 6*8 mm BLACK MICRO-TUBE

	100M COIL
	40000-006510
	200M COIL
	40000-006560
	500M COIL
	40000-006580

SPE 9*11 mm BLACK MICRO-TUBE

	100M COIL
	40000-007510
	200M COIL
	500M COIL
	40000-007550

SPE 9*12 mm BLACK MICRO-TUBE

	100M COIL
	40000-005530
	200M COIL
	500M COIL

PE 16 Mm BLACK PIPE
(13.2 Mm ID - 1.4 Mm WT)

	200M COIL
	40500-001490

SPE 4*6.5 mm BLACK
MICRO-TUBE COILS

	200M COIL
	40000-004800
	500M COIL
	40000-004900

SSPE 4*6.5 mm GRAY
MICRO-TUBE COILS

	200M COIL
	40000-004850
	500M COIL
	40000-004950


SPE 6*8 mm
BLACK MICRO-TUBE PIECES

	60 CM LENGTH
	40000-006160
	100 CM LENGTH
	40000-006210
	120 CM LENGTH
	40000-006260
	150 CM LENGTH
40000-006310	
	150 CM LENGTH
	40000-006360


SPE 9*11 mm
BLACK MICRO-TUBE PIECES

	60 CM LENGTH
	40000-007001
	90 CM LENGTH
	40000-007050
	120 CM LENGTH
	40000-007080
	150 CM LENGTH
40000-007110	


SPE 9*12 mm
BLACK MICRO-TUBE PIECES

	60 CM LENGTH
	40000-005460
	90 CM LENGTH
	40000-005480
	100 CM LENGTH
	40000-005490
	120 CM LENGTH
	40000-005510
	150 CM LENGTH
40000-005520	
200 CM LENGTH	
	40000-005525


PE 16 Mm BLACK PIPE
(13.2 Mm ID - 1.4 Mm WT) PIECES

	120 CM LENGTH
	40500-001480


SPE 4*6.5 mm BLACK
MICRO-TUBE PIECES

	30 CM LENGTH
	40000-005040
	40 CM LENGTH
	40001-003440
	60 CM LENGTH
	40000-005100
	75 CM LENGTH
	40001-003460
	90 CM LENGTH
	40000-005170
	120 CM LENGTH
	40000-005260
150 CM LENGTH	
	40000-005340


**SPE 4*6.5 mm BLACK
MICRO-TUBE PIECES
+ BARB CONNECTOR**

	30 CM LENGTH
	63000-004100
	46 CM LENGTH
	63000-004500
	60 CM LENGTH
	63000-005900
	75 CM LENGTH
	63000-006500
	90 CM LENGTH
	63000-007200
	120 CM LENGTH
	63000-008400
	150 CM LENGTH
	63000-009000


**SPE 4*6.5 mm BLACK
MICRO-TUBE PIECES
+ BARB CONNECTOR +
FEMALE CONNECTOR**

	30 CM LENGTH
	63000-004000
	46 CM LENGTH
	63000-004400
	60 CM LENGTH
	63000-005800
	75 CM LENGTH
	63000-006400
	90 CM LENGTH
	63000-007100
	120 CM LENGTH
	63000-008300
	150 CM LENGTH
	63000-008900


**SPE 4*6.5 mm BLACK
MICRO-TUBE PIECES
+ MALE CONNECTOR
+ FEMALE CONNECTOR**

	30 CM LENGTH
	63000-003700
	46 CM LENGTH
	63000-004200
	60 CM LENGTH
	63000-005500
	75 CM LENGTH
	63000-006100
	90 CM LENGTH
	63000-006800
	120 CM LENGTH
	63000-008000
	150 CM LENGTH
	63000-008600


**SPE 4*6.5 mm BLACK
MICRO-TUBE PIECES
+ MALE CONNECTOR**

	30 CM LENGTH
	63000-003600
	46 CM LENGTH
	63000-005200
	60 CM LENGTH
	63000-005400
	75 CM LENGTH
	63000-006000
	90 CM LENGTH
	63000-006700
	120 CM LENGTH
	63000-007900
	150 CM LENGTH
	63000-008500


**SSPE 4*6.5 mm GRAY
MICRO-TUBE PIECES**

	15 CM LENGTH
	40000-005020
	30 CM LENGTH
	40000-005070
	46 CM LENGTH
	40001-003400
	60 CM LENGTH
	40000-005120
	75 CM LENGTH
	40001-003420
	90 CM LENGTH
	40000-005190
	120 CM LENGTH
	40000-005280
	150 CM LENGTH
	40000-005360

**SSPE 4*6.5 mm GRAY MICRO-TUBE
PIECES + BARB CONNECTOR + FEMALE
CONNECTOR + ASSEMBLY STABILIZER**


	15 CM LENGTH
	63000-003570
	30 CM LENGTH
	63000-004060
	46 CM LENGTH
	63000-004450
	60 CM LENGTH
	63000-005860
	75 CM LENGTH
	63000-006450
	90 CM LENGTH
	63000-007160
	120 CM LENGTH
	63000-008350
	150 CM LENGTH
	63000-008950

**SSPE 4*6.5 mm GRAY MICRO-TUBE
PIECES + MALE CONNECTOR + FEMALE
CONNECTOR + ASSEMBLY STABILIZER**


	15 CM LENGTH
	63000-003550
	30 CM LENGTH
	63000-003820
	46 CM LENGTH
	63000-004320
	60 CM LENGTH
	63000-005620
	75 CM LENGTH
	63000-006220
	90 CM LENGTH
	63000-006920
	120 CM LENGTH
	63000-008120
	150 CM LENGTH
	63000-008720

/ Tools

PUNCH 3 MM

	CATALOG NUMBER
	45000-001000


PUNCH 8 MM

	CATALOG NUMBER
	45000-001400

SPIRAL PUNCH 3 MM FOR 12 TO 32 MM PIPE DIAMETER

	CATALOG NUMBER
	45000-001630

PUNCH 3 MM + INSERTER

	CATALOG NUMBER
	45000-001320

PUNCH 8 MM + INSERTER

	CATALOG NUMBER
	45000-001450

SCREW PUNCH, 8 MM

	CATALOG NUMBER
	45000-002400

PUNCH 3 MM FOR 16 AND 20 MM PIPE DIAMETER

	CATALOG NUMBER
	45000-001600

CONNECTORS AND FITTINGS INSERTER

	CATALOG NUMBER
	45000-002270



04-0521-SPRINK-CT-0029-EN

GROW MORE WITH LESS™



www.netafim.com